



Finger Use and Arithmetic Skills in Children and Adolescents: a Scoping Review

Maëlle Neveu^{1,2} · Marie Geurten^{2,3} · Nancy Durieux¹ · Laurence Rousselle¹

Accepted: 1 September 2022

© The Author(s), under exclusive licence to Springer Science+Business Media, LLC, part of Springer Nature 2023

Abstract

Although the role played by finger use in children's numerical development has been widely investigated, their benefit in arithmetical contexts is still debated today. This scoping review aimed to systematically identify and summarize all studies that have investigated the relation between fingers and arithmetic skills in children. An extensive search on Ovid PsycINFO and Ovid Eric was performed. The reference lists of included articles were also searched for relevant articles. Two reviewers engaged in study selection and data extraction independently, based on the eligibility criteria. Discrepancies were resolved through discussion. Of the 4707 identified studies, 68 met the inclusion criteria and 7 additional papers were added from the reference lists of included studies. A total of 75 studies were included in this review. They came from two main research areas and were conducted with different aims and methods. Studies published in the mathematical education field ($n=29$) aimed to determine what finger strategies are used during development and how they support computation skills. Studies published in cognitive psychology and neuroscience ($n=45$) specified the cognitive processes and neurobiological mechanisms underlying the fingers/arithmetic relation. Only one study combined issues raised in both research areas. More studies are needed to determine which finger strategy is the most effective, how finger sensorimotor skills mediate the finger strategies/arithmetic relation, and how they should be integrated into educational practice.

Keywords Finger use · Arithmetic · Mathematical education · Cognitive development and neuroscience · Scoping review

✉ Maëlle Neveu
mneveu@uliege.be

Extended author information available on the last page of the article

Introduction

All over the world, children use their fingers to perform numerical processing. This recurrent use leads to the emergence of habits of counting on fingers that persist into adulthood (Hohol et al., 2018) and are embedded in local cultural practices (Bender & Beller, 2011; Lindemann et al., 2011). For example, European people raise each finger, one at a time, starting with the thumb and moving to the second hand to represent the numbers 1 to 10, whereas Chinese people prefer to start counting with their index finger and represent the numbers 1 to 9 with the same hand (Bender & Beller, 2012; Domahs et al., 2010). Fingers are commonly used in various mathematical contexts because they constitute a tool that is always available and easy to manipulate (Domahs et al., 2008). Fingers also have the advantage of being a multisensory representation of the quantity (i.e., tactile and visual) (Domahs et al., 2008; Soylu et al., 2018) and providing an embodied representation of ordinal and cardinal information conveyed by numbers (Wasner et al., 2015). For instance, representing quantities with fingers helps children to solve arithmetic problems (Björklund et al., 2019; Kullberg & Björklund, 2020) while tracing with the index finger over the surface of figures enhances geometry and spatial reasoning (Ginns et al., 2016) and facilitates transfer to new problems (Ginns et al., 2020).

The role played by finger counting in the development of children's numerical and arithmetic skills has been explored in two main research areas: (1) mathematics education, and (2) cognitive psychology and neuroscience. The findings in these two research fields are often contradictory, and the place of fingers in mathematics education is still currently a matter of debate. In their narrative review, Moeller et al. (2011) state that educators recommend abandoning fingers in favor of abstract mental representations, whereas cognitive psychologists generally agree that fingers have a beneficial influence on children's numerical development. On closer inspection, however, it would seem that data for and against the use of fingers in numerical and arithmetic activities come as much from mathematics education as from cognitive psychology and neuroscience. Over the last two decades, a great deal of evidence from both fields has fueled this debate.

Some of this evidence questions the benefit of finger use in children's numerical and arithmetic development. Interviews conducted with parents and educators show that many elementary school teachers prohibit finger-based strategies for calculating in class to promote the usage of mental strategies, arguing that finger-based strategies are unnecessary and should only be used by preschoolers (Boaler & Chen, 2017; Multu et al., 2020). Supporting this belief, there is behavioral evidence that questions the benefit of finger use. While some studies in the past have shown that finger sensorimotor skills such as finger gnosis are correlated with children's arithmetic skills (Costa et al., 2011; Noël, 2005), recent findings show conflicting results (Long et al., 2016; Malone et al., 2020; Newman, 2016). Moreover, recent specific training of finger recognition skills did not provide evidence of their predictive value for the development of computation skills (Schild et al., 2020, but see Gracia-Bafalluy & Noël, 2008, for contradictory results). For preschoolers, finger number gestures (e.g., number 3 shown by raising thumb,

index and middle finger) have been shown to be initially learned as arbitrary symbols (Nicoladis et al., 2018), and the understanding of these number gestures was found to be less advanced than that of number words (Nicoladis et al., 2010).

Consequently, some authors recommend introducing mathematical concepts in school primarily through the abstract number word sequence rather than with manipulatives (Johansson, 2005) such as tokens or fingers, since teaching mathematical concepts with these manipulatives does not predict the children's numerical development (Morgan et al., 2015). Therefore, some common classroom teaching practices, such as the Cover, Copy, and Compare program, promote learning computation through memory-based strategies at the expense of finger-based strategies (Skinner et al., 1989; for a review, see Stocker & Kubina, 2017). Moreover, some programs that openly discourage children from using their fingers to calculate in the early stage of learning arithmetic have been found to be more effective than traditional instructions (McKenna et al., 2005).

By contrast, many behavioral and neuroanatomical studies have indicated that fingers influence both children's and adults' numerical processing. Regarding behavioral evidence in adults, the structure of the Western finger counting system (i.e., successively raising each finger of the first hand before switching to the second hand) has been shown to influence number magnitude processing (Domahs et al., 2010; Morrissey et al., 2016) and mental computation (e.g., increasing split-five errors) (Domahs et al., 2008; Klein et al., 2011). When finger number gestures are canonical (i.e., consistent with counting habits, such as three shown by raising thumb, index, and middle finger), their processing provides automatic access to number magnitude (Di Luca & Pesenti, 2008; Di Luca et al., 2010; Sixtus et al., 2017) and facilitates arithmetic problem solving (Badets et al., 2010; Barrocas et al., 2019; van den Berg et al., 2021). Similarly, passive (Imbo et al., 2011) or active (Michaux et al., 2013; but see Morrissey et al., 2020) motor interference disrupts problem solving, suggesting that, even in adults, fingers play a functional role in numerical contexts. This behavioral evidence is further supported by several neuroanatomical studies. The first data were described in adults with Gerstmann syndrome, in which brain lesions at the intraparietal sulcus result in a conjunction of four key symptoms: finger agnosia, acalculia, right-left disorientation, and agraphia (Gerstmann, 1940; Mayer et al., 1999). Since then, studies using brain imaging techniques (Andres et al., 2012; Soylu & Newman, 2016; Tschentscher et al., 2012) and transcranial magnetic stimulation (Andres et al., 2007; Rusconi et al., 2005; Sato et al., 2007) have confirmed the existence of common cerebral correlates supporting both finger abilities and numerical skills. All this evidence suggests that adults have internalized finger-based numeration learned in childhood during their early school years.

In 2015, Roesch and Moeller proposed a developmental model in an attempt to clarify the contribution of fingers at different stages of children's numerical development. At the first developmental stage, when children learn the sequence of number words, fingers support the segmentation of this sequence by the association of each raised finger with a specific number word (Beller & Bender, 2011). In addition, fingers are involved in procedural counting, tagging each item counted and keeping track of those that have already been counted (Alibali & DiRusso, 1999; Graham, 1999). Procedural counting influences the learning of early conceptual knowledge (Fischer et al., 2018), such as cardinality. At the second developmental stage, when

children learn the cardinal principal, number gestures can be used to communicate the cardinal of a set and learn the cardinal value of new number words (Gibson et al., 2019; Gunderson et al., 2015; but see Nicoladis et al., 2018; Nicoladis et al., 2010). Lastly, at the third developmental stage, when children start to calculate, they draw on their counting and cardinal skills to acquire their first arithmetic skills and solve problems, mobilizing fingers as an external support (Roesch & Moeller, 2015).

While a hot topic at all stages of numerical development, the benefit of finger use is mainly debated for arithmetic development. A focused summary of all the existing evidence about the specific contribution of finger use to arithmetic development in children is necessary, to provide a clearer picture of the current state of the field. To date, the five narrative reviews which have attempted to overview the evidence about the relationship between finger-use and numerical cognition suggest that various finger skills support numerical and arithmetic abilities (Barrocas et al., 2020; Berteletti & Booth, 2016; Kaufmann, 2008; Moeller et al., 2011; Soylyu et al., 2018). However, two of them are dated and need to be updated with the findings of the last decade (Kaufmann, 2008; Moeller et al., 2011). Additionally, the majority of these narrative reviews addressed broader questions, beyond the scope of children's arithmetic development, or limited their report to typically developing children. In fact, all these reviews reported evidence across all numerical domains with no specific focus on arithmetics (where the role of fingers is most debated). Yet, while the influence of finger use is probably different as a function of numerical tasks, knowledge is predominantly lacking regarding the nature of the finger skills specifically involved in arithmetic development. As a related issue, none of the current narrative reviews specifically targeted the whole population of school-aged children, who are likely to use their fingers during arithmetic activities. Four of them reported evidence from children and adults (Berteletti & Booth, 2016; Kaufmann, 2008; Moeller et al., 2011; Soylyu et al., 2018) and one focused on kindergartners (Barrocas et al., 2020). Moreover, only evidence from typically developing participants (Barrocas et al., 2020; Berteletti & Booth, 2016; Moeller et al., 2011; Soylyu et al., 2018) or from participants with mathematical learning disabilities (Kaufmann, 2008) has been reported without addressing the full range of atypical development. Yet, there is still a considerable amount of work to be done to determine the best time window, and the profiles of children sensitive to finger use in arithmetic development.

There are also limitations in the reviews that have already been published. One limit concerns the terminology used as four of the current narrative reviews use the term "finger-use" without clarifying what specific concepts are encompassed by this term (Berteletti & Booth, 2016; Kaufmann, 2008; Moeller et al., 2011; Soylyu et al., 2018). The latest review (Barrocas et al., 2020) has brought significant progress to the field by disclosing the terminological disagreement among researchers and defining the concepts underlying sensorimotor skills. The writers have provided interesting leads to refine the search around fine motor skills of relevance for numerical development, including focusing on the purest measures of fine motor skills (without tools, limited executive function, and visuo-spatial processing). A second limit concerns the methodology of these narrative reviews as they do not follow any

systematic process to identify, characterize, and summarize evidence. Their study reports are possibly driven by the authors' knowledge and, thus, based on statements made in the restricted number of identified studies. As a result, some relevant data could have been dismissed or involuntarily ignored, leaving the door open for reported biases.

To sum up, although the existing narrative reviews provide important information about finger use in a mathematical context, there is currently no compelling focused synthesis of all existing evidence on the specific contribution of finger use to arithmetic development in typically, and atypically, developing children. Therefore, the current work presents a scoping review to fill this gap and to provide a robust synthesis of the evidence on this topic. This study design warrants the identification of evidence in a transparent and objective manner in order to counteract the selection biases present in current narrative syntheses. Furthermore, this scoping review prepares the ground for a systematic review, since it ensures that there is sufficient relevant evidence on a given question to start this work. The main objective of this scoping review is to identify, characterize, and summarize all qualitative and quantitative evidence from the fields of mathematical education and cognitive psychology that has investigated the relationship between finger use and arithmetic skills in school-aged children and adolescents, with typical, or atypical, development.

Methods

Protocol and Registration

The research protocol was registered on May 25, 2021, in the Open Science Framework (OSF), see [https://osf.io/ek2gd/?view_only=c23029cdaae2437abeeaa5a3be93a32b]. This review followed the recommendations suggested in the JBI methodology for scoping reviews (Aromataris & Munn, 2020) and was reported in accordance with the Preferred Reporting Items for Systematic Reviews and Meta-analysis extension for Scoping Reviews (PRISMA-ScR) Checklist (Tricco et al., 2018).

Eligibility Criteria

The Participants, Concept, Context (PCC) eligibility criteria (Aromataris & Munn, 2020) are described in the following sections.

Population

Studies including children or adolescents aged between 3 and 17 years enrolled in either regular or special education systems were eligible for this review. Children with typical and atypical development were included. Atypical development entailed, here, the presence of a neurodevelopmental disorder resulting from unknown origin, as in many occurrences of learning disabilities (e.g., developmental language disorder, developmental coordination disorder, mathematics learning

disorder) or from a non-progressive congenital pathology detected at birth or in the first months of life (e.g., genetic syndrome, cerebral palsy). Conversely, studies conducted of participants with acquired injuries (e.g., traumatic brain injury, neuroblastoma) or progressive neurological conditions (e.g., epilepsy) were excluded.

Concept

The concept examined in this scoping review was *the use of fingers*. Only studies involving a task requiring participants to use their fingers physically and assessing finger skills with no contamination by other irrelevant cognitive abilities were included (e.g., visuospatial processing, visual guidance, see Barrocas et al., 2020 for a discussion). This criterion resulted in two main types of measures, assessing either the utilization of *finger-based strategies* during calculation, both qualitatively (i.e., how are fingers used) and quantitatively (i.e., how frequently they are used), or *finger sensorimotor skills* (e.g., ability to perceive sensory input and to execute fine motor movements with the fingers). Regarding *finger-based strategies*, only studies targeting motor outcomes (e.g., number of occurrences of finger-based strategies during problem solving; finger movement analysis during calculation) were included. Taking these criteria into account, studies focusing on the observance of finger movements performed by a third party (e.g., influence of teacher's finger movements on children's arithmetic performance) were excluded. With regard to *finger sensorimotor skills*, studies targeting graphomotor and writing skills were not deemed eligible because fine motor skills involving fingers were entangled with other cognitive abilities such as pencil manipulation or letter/word knowledge (Barrocas et al., 2020; Carlson et al., 2013; Suggate et al., 2018).

Context

This review is limited to studies examining finger use in the context of *arithmetic problem solving*. Only studies requiring participants to solve arithmetic problems on their own were selected. Arithmetic problems included single- or multi-digit problems of any type (i.e., addition, subtraction, multiplication, division) in any form (e.g., mental computation with or without time constraints, written computation, arithmetic verification task). Furthermore, studies assessing mathematical skills using a test battery were included only if and when arithmetic measures could be clearly identified and isolated from the other mathematical scores. Studies asking participants to solve other types of mathematical tasks (e.g., geometry, etc.) were excluded.

Types of Sources

Only peer-reviewed journal articles written in English, regardless of the publication date, were eligible for this review. All types of study designs were eligible with the exception of reviews and meta-analyses. This encompassed experimental or quasi-experimental studies (e.g., randomized controlled trials, non-randomized controlled trials, cluster-randomized controlled trials), observational studies (e.g.,

longitudinal or cohort studies, case–control studies, cross-sectional studies, case reports), and qualitative studies. Only experimental and quasi-experimental studies were considered providing high-level evidence since they established causal links between finger use and children’s arithmetic development. Observational and qualitative studies were considered providing medium- or low-level evidence (Brighton et al., 2003; Murad et al., 2016).

Information Sources and Search

An extensive literature search was conducted in January 2021 and updated in November 2021. Two main electronic databases were consulted: Ovid PsycINFO and Ovid ERIC. The search strategies (described in Table S1 in the supplementary material), which combined text words and, when relevant, controlled vocabulary tailored to each database, were performed with the help of a specialist with experience in evidence synthesis (ND). The reference lists of all included documents were searched for any additional papers.

Selection of the Sources of Evidence

All identified records were uploaded into Covidence software (Covidence Systematic Review Software; Veritas Health Innovation, Melbourne, Australia) and duplicates were removed. Following a pilot test, titles and abstracts were screened by two independent reviewers (MG and MN) according to the eligibility criteria. Then, the full texts of selected studies were assessed by the same two reviewers. At both stages, discrepancies between the two reviewers during selection process were resolved through discussion or by consulting an additional reviewer (LR).

Data-Charting Process

Data Collection Process

The data were extracted by the two main investigators (MG and MN) using a data-charting form, which was first pretested on a small sample of studies ($n=4$). This form was then adjusted by adding or specifying data to be extracted. Thereafter, data on 20% of the included studies ($n=14$) were extracted blindly and compared to evaluate the inter-rater agreement. Since the agreement was high (i.e., Kappa index = 0.812), half the remaining included studies (40%) were randomly assigned to one of the two investigators, while the other half (40%) was assigned to the other investigator. When uncertainty about some of the extracted data existed, the article was set aside and reconsidered independently by both investigators until agreement was reached ($n=1$).

Data Charting

The data-charting form was built around five main topics: (1) studies' characteristics; (2) participants' characteristics; (3) description of the experimental tasks; (4) main results and, if relevant, the significance and effect size of the statistics used; and (5) the authors' interpretation of the results.

Effect size magnitudes were described using Cohen (1988). Correlations (r) of 0.10, 0.30, 0.50, R-square of 0.02, 0.13, 0.26, and Eta-square of 0.01, 0.06, 0.14 were considered small, medium, and large, respectively. When multiple outcomes of interest were reported, range of effect sizes were then considered.

Data Items

Because the publication dates of the studies included range between 1938 and 2021, different terms were used to label the participants' cognitive or medical profiles. All of these terms are recorded in Table 1 and grouped under a single dedicated appellation based on the Medical Subject Headings (MeSH) (with the relevant abbreviation) used throughout this scoping review.

Among finger sensorimotor skills, the terms *finger schema*, *finger gnosis*, *finger localization*, and *finger differentiation* were grouped under the generic term *finger gnosis*, defined as the ability “to differentiate one’s fingers when they are out of view” (Malone et al., 2020, p. 1168). The terms *fine motor skills/abilities/coordination*, *finger/manual dexterity*, *eye-hand coordination*, and *hand skills* were grouped under the generic term *fine motor skills*, defined as “small muscle movements requiring close eye-hand coordination” (Luo et al., 2007, p. 596) and distinguished from graphomotor and writing skills (Carlson et al., 2013; Suggate et al., 2018).

Critical Appraisal of Individual Sources of Evidence

Since this scoping review aimed to map all available evidence, no bias risk assessment or quality appraisal of the included studies was conducted. This approach is consistent with the methods manual published by the Joanna Briggs Institute (Aromataris & Munn, 2020).

Synthesis of Results

The synthesis focused on describing the characteristics and the results of the source of evidence.

Table 1 List of terms identified and their corresponding dedicated appellations and abbreviations

	Terms used in the included studies	MeSH terms (abbreviations) used in this scoping review
Motor disorders	Developmental coordination disorders	Developmental coordination disorders (DCD)
Learning disorders	Cerebral palsy	Cerebral palsy (CP)
	Moderate learning difficulties	Unspecified learning disorders (unspecified LD)
	Learning disabilities	
	Learning impairment	Developmental language disorders (DLD)
	Reading disabilities	
	Reading difficulties	
	Reading and writing backwardness	
	Specific language impairment	Mathematical learning disabilities (MLD) ^a
	Mathematics disabilities	
	Mathematics learning difficulties	
	Mathematical difficulty	
	Mathematics or mathematical learning disabilities	Intellectual disabilities (ID)
	Arithmetic disabilities	
	Mentally defective children	
	Moderate intellectual disabilities	
Other congenital disorders	Mentally retarded children	Spina bifida (SB)
	Spina bifida	
	Spina bifida myelomeningocele	Preterm birth children (PB)
	Extremely low birth weight children	
	Extremely preterm children	Congenital heart disease (CHD) with abnormal neurological development
	Preterm children	
	Congenital heart disease with abnormal neurological development	
	Deafness	
	Physical and neurological abnormalities	Deafness (Df)
		Physical and neurological abnormalities (PNA) ^b

^aNot indexed as MeSH term but the most frequently used term in the literature over the last 20 years; ^bnot indexed as MeSH term but the term used by Strauss and Werner (1938)

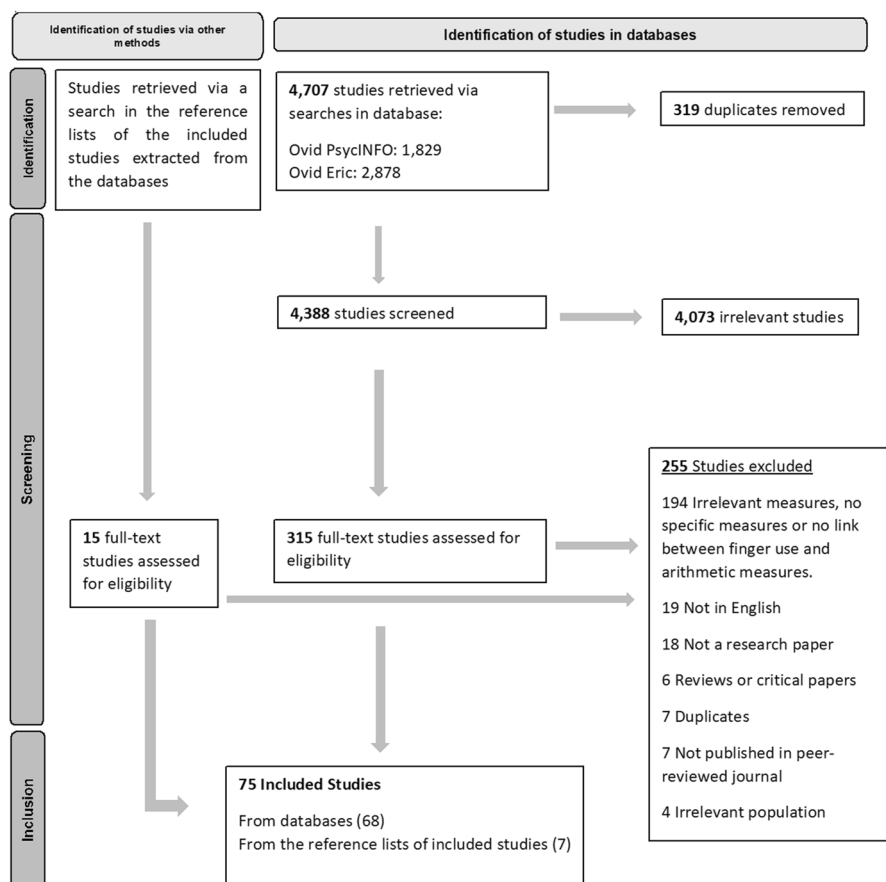


Fig. 1 PRISMA flow chart illustrating the selection process

Results

Selection of Sources of Evidence

Of the 4707 studies identified in the two electronic databases, 68 studies met the eligibility criteria and were therefore included. The additional searches in the reference lists of these articles led to the addition of 7 relevant studies. At the end of the selection process, 75 studies were included. The full selection process is documented in the PRISMA flow chart (Fig. 1).

Characteristics of Sources of Evidence

Study Designs

Ninety-two percent ($n=69$) of the included studies were conducted with quantitative methods while 8% used qualitative methods ($n=6$). Of the quantitative studies, 52.2% were cross-sectional studies ($n=36$), 21.7% were cluster, randomized, or non-randomized controlled trials ($n=15$), 20.3% were longitudinal or cohort studies ($n=14$), and 2.9% were case-control studies ($n=2$). Two study (2.9%) combined two designs. (See Table S2 in the supplementary material for further characteristics of the included studies.)

Countries of Origin

The studies were conducted in 19 different countries on four continents: the Americas (38%, $n=29$; most represented country: USA, $n=24$), Europe (43%, $n=33$; most represented country: UK, $n=11$), Asia (12%, $n=9$; most represented countries: Japan ($n=2$), and Turkey ($n=2$)) and Oceania (4%, $n=3$, all from Australia). Three percent of the studies ($n=2$) resulted from international collaborations between the USA and China ($n=1$) or India ($n=1$).

Participants

Sixty-two percent ($n=46$) of the included studies were carried out with typically developing children (TD children), 13% ($n=10$) were conducted only with children with atypical development (children with aTD) and 25% ($n=19$) were conducted with both TD children and children with aTD. In the following paragraphs, we summarize participant characteristics: cognitive profiles, grade level or age, and type of education in which they were enrolled. Because most studies did not focus on a single population, many were referenced multiple times.

With regard to studies conducted in TD children ($n=67$), participants were young preschoolers (6%, $n=4$), kindergartners or children in primary school (86.5%, $n=58$), and/or adolescents in secondary school (6%, $n=4$). One study (1.5%) did not report any information about the participants' grade level or age. When the type of education was specified (83.6%, $n=56$), participants were always enrolled in mainstream education.

Studies conducted in participants with aTD ($n=46$) included participants with motor disorders (32.6%, $n=15$), learning disorders (37%, $n=17$), intellectual disabilities (8.7%, $n=4$), or other congenital disorders (21.7%, $n=10$). These participants were preschoolers (2.2%, $n=1$), kindergartners or children in primary school (78.3%, $n=36$), and/or adolescents in secondary school (15.2%, $n=7$). Two studies (4.3%) provided no information about the participants' grade level

Typically developing children				
Preschool 3–5 years n=4	Kindergarten/ Primary school 6–12 years n=58		Secondary school >12 years n=4	No information on school level or age n=1
Asakawa & Sugimura (2014) Björklund et al. (2019) Kullberg & Björklund (2020) Barnes et al. (2011)	Annett & Manning (1990) Asakawa et al. (2019) Bahadır (2017) Baroody (1987) Benton et al. (1951) Canboli (2004) Chao et al. (2000) Cho & So (2018) Costa et al. (2011) Costa-Giomi (2004) Crollen & Noël (2015) Dinehart & Manfra (2013) Dupont-Boime & Thevenot (2018) Fuson (1986) Fuson & Kwon (1992) Fuson & Secada (1986) Fuson & Willis (1988) Geary et al. (1991) Geary et al. (1993) Geary et al. (2004) Gomez et al. (2015) Gracia-Baflalluy & Noël (2008) Holsti et al. (2002) Jenks et al. (2009) Jordan et al. (1992) Jordan et al. (2003) Jordan et al. (2008) Kohen-Raz & Masalha (1988) Krinzinger et al. (2011) Lindgren (1978)	Long et al. (2016) Lucangeli et al. (2003) Malone et al. (2020) Michel et al. (2020) Newman (2016) Noël (2005) Nwabueze (2001) Ollivier et al. (2020) Pieters et al. (2012a) Pieters et al. (2012b) Pitchford et al. (2016) Reeve & Humberstone (2011) Stegemann & Grünke (2014) Svensson & Sjöberg (1982) Thevenot et al. (2014) Waber et al. (2000) Wasner et al. (2016) Wyllie et al. (2012) Zafrañas (2004) Berteletti & Booth (2015) Brooks et al. (2018) Carlson et al. (2013) Farrington-Flint et al. (2009) Kiessling et al. (1983) Newman & Soyulu (2014) Raghubar et al. (2015) Roberts et al. (2011) Siegel (1992)	Reynvoet et al. (2020) Berteletti & Booth (2015) Carlson et al. (2013) Kiessling et al. (1983)	Dielman & Furuno (1970)

Children with atypical development					
Preschool 3–5 years n=1	Kindergarten / Primary school, 6–12 years n=36		Secondary school >12 years n=7	No information on school level or age n=2	
SB Barnes et al. (2011)	Motor disorders (n=13) DCD and/ or DCD-suspect Alloway & Temple (2007) Alloway & Warner (2008) Gomez et al. (2015) Pieters et al. (2012b) CP Jenks et al. (2009) Thevenot et al. (2014) DCD Pieters et al. (2012b) CP Jenks et al. (2009) Van Rooijen et al. (2015) DCD Alloway & Archibald (2008) CP Kiessling et al. (1983) Van Rooijen et al. (2012) DCD + DLD Alloway & Archibald (2008)	Learning disorders (n=15) Unspecified LD Alloway & Temple (2007) DLD Jordan et al. (2003) Wyllie et al. (2012) MLD Costa et al. (2011) Jordan et al. (2003) Geary et al. (1991) Geary et al. (2004) Wyllie et al. (2012) DLD + MLD Jordan et al. (2003) Wyllie et al. (2012) DLD Koponen et al. (2007) Unspecified LD Waber et al. (2000) DLD Alloway & Archibald (2008) Kinsbourne & Warrington (1963) MLD Pieters et al. (2012a)	Intellectual disabilities (n=1) Benton et al. (1951) Other disorders (n=7) CHD with abnormal neurological development Ilardi & LaMotte (2021) Df Kohen-Raz & Masalha (1988) Df Kohen-Raz & Masalha (1988) PB Holsti et al. (2002) Roberts et al. (2010) Siegel (1992) SB Raghubar et al. (2015)	Motor disorders (n=2) DCD Reynvoet et al. (2020) CP Kiessling et al. (1983) Learning disorders (n=1) DLD Kinsbourne & Warrington (1963) Intellectual disabilities (n=2) Benton et al. (1951) Saunders et al. (2018) Other disorders (n=2) CHD with abnormal neurological development Ilardi & LaMotte (2021) PNA Strauss & Werner (1938)	Learning disorders (n=1) MLD Strauss & Werner (1938) Intellectual disabilities (n=1) Werner & Garrison (1942)

Mainstream education
Special education
No information on type of education

Fig. 2 Overview of studies involving TD children and children with aTD by grade level, age, and type of education. Note. SB=spina bifida; DCD=developmental coordination disorders; CP=cerebral palsy; DLD=developmental language disorders; unspecified LD=unspecified learning disorders; MLD=mathematical learning disabilities; CHD=congenital heart disease; Df=deafness; PNA=physical and neurological abnormalities

or age. Of the studies that mentioned the type of education (65.2%, $n=30$), a majority of participants with aTD were enrolled in mainstream education (66.7%, $n=20$). The others were enrolled in special education (33.3%, $n=10$). See Fig. 2 for further details.

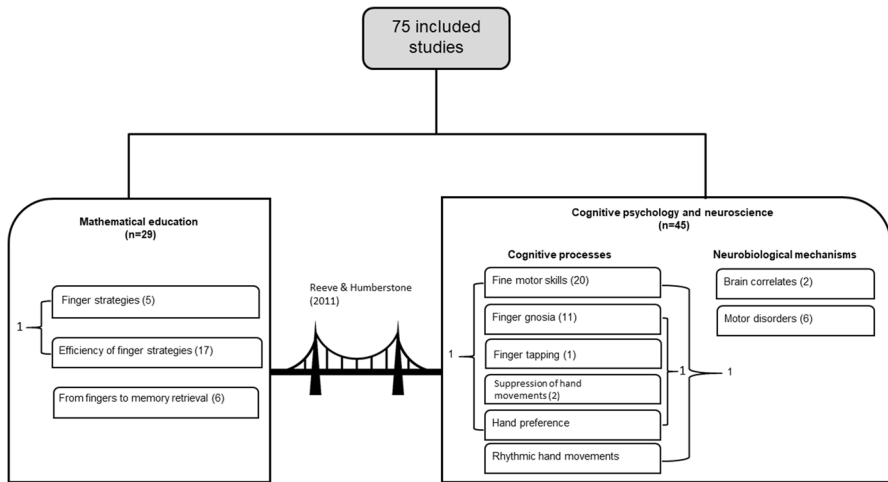


Fig. 3 Distribution of included studies

Results of Individual Sources of Evidence

This section summarizes the results of the 75 studies included in this scoping review (see distribution in Fig. 3). Firstly, 38.7% percent of them ($n=29$) sought to *determine what finger strategies are used by participants during computation throughout development and how they support arithmetic performance*. We have classified these studies as belonging to the research field of mathematical education. Then, 60% of them ($n=45$) aimed to identify *the cognitive processes and neurobiological mechanisms underlying the relation between fingers and arithmetic* and were classified as belonging to the research area of cognitive psychology and neuroscience. Only one study (1.3%) combined methods from the two research areas, bridging the gap between them. Throughout this section, the results of these three classes of studies are presented with consideration of the type of study design (quantitative studies are presented from high to low level of evidence (Brighton et al., 2003), followed by qualitative studies). The main results are listed in Table S3 in the supplementary material and summarized in Fig. 4.

Mathematical Education

For the mathematical education studies ($n=29$), three main research objectives were identified. The first was to describe the finger-based strategies children use during calculation (classified in Fig. 3 as “finger strategies,” $n=5$, 17.2%). The second objective was to explore the efficiency of finger-based strategies as a tool to support children’s arithmetic performance (classified in Fig. 3 as “efficiency of finger strategies,” $n=17$, 58.6%). The last was to investigate how children switched from finger-based to memory-based strategies over time (classified in Fig. 3 as “from fingers to memory retrieval,” $n=6$, 20.7%). One study (3.5%) that presented two separate experiments was classified in two categories.

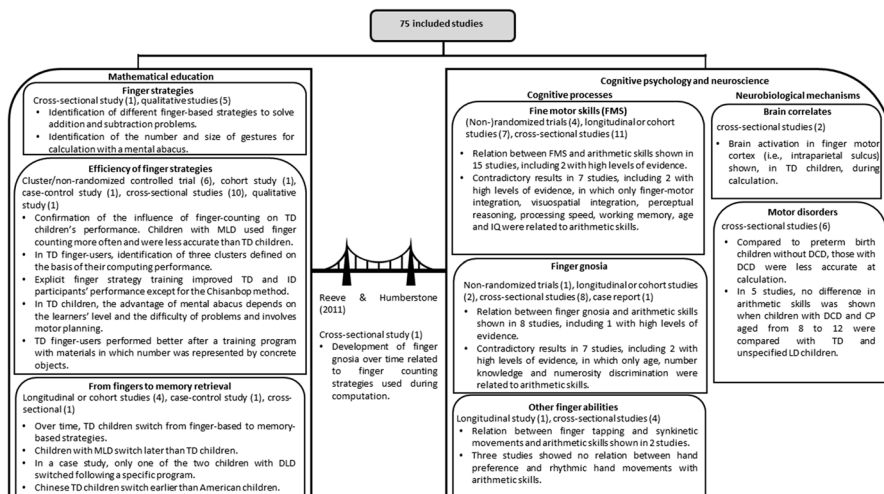


Fig. 4 Summary of findings from different sources of evidence

Finger-Based Strategies in Calculation Of the six studies focusing on finger-based strategies, one was a cross-sectional study and five were conducted with qualitative designs.

The cross-sectional study was carried out with TD children who were expert in the use of a mental abacus¹ (Brooks et al., 2018); the number of gestures and gesture sizes produced when calculating one- or two-digit additions were assessed. The results showed that the children gestured more when they solved complex addition problems than for simple addition.

Five qualitative studies were conducted in TD children. The main purpose of these studies was to document how children used their fingers spontaneously when they solved addition (Baroody, 1987; Fuson & Kwon, 1992; Kullberg & Björklund, 2020; Nwabueze, 2001) or subtraction problems (Björklund et al., 2019; Fuson & Kwon, 1992; Kullberg & Björklund, 2020; Nwabueze, 2001). The analyses revealed that participants used a variety of finger-based strategies constituting an embodied representation of ordinal and cardinal information conveyed by numbers including finger-counting strategies in which fingers were folded and unfolded sequentially, cardinal strategies in which fingers were used as cardinal sets, or a combination of both.

Efficiency of Finger-Based Strategies in Calculation The 18 studies conducted on the efficiency of finger-based strategies as a tool to support children's arithmetic performance comprised one cluster-randomized controlled trials, two within-subject randomized controlled trials, five non-randomized controlled trials, one cohort study, one case-control study, seven cross-sectional studies, and one qualitative study.

¹ Mental computation technique in which children use specific gestures imitating bead manipulation on an abacus.

The cluster-randomized controlled trial (Chao et al., 2000) was conducted in TD kindergartners and contrasted finger-users and non-finger-users. Arithmetic skills were trained in two programs using either abstract manipulatives (i.e., numbers were represented by sets of abstract objects such as dots) or concrete manipulatives (i.e., number were represented by sets of concrete objects such as cars or apples). The results showed that, among finger-users, training with concrete manipulatives was more effective in increasing their calculation performance than the use of abstract manipulatives.

The two within-subject randomized controlled trials aimed at clarifying which, and to what extent, finger strategies are necessary in performing arithmetic tasks with and without mental abacus in TD children. For mental abacus (Cho & So, 2018), the comparison of three experimental conditions (i.e., physical abacus, hands-free during mental abacus use, hands restricted during mental abacus use) in beginning, intermediate, and advanced learners showed that gesture was important for beginning and intermediate learners to solve computation but not for advanced learners. In Brooks et al.'s (2018) study, participants were asked to calculate in four conditions: control condition, without visual feedback, without proprioceptive feedback, or without motor planning. Their results showed that children were less efficient in the fourth condition than the other three, suggesting that, more than gestures, it is motor planning that plays the most important role in advanced learners' computation with a mental abacus.

Five non-randomized controlled trials were conducted in TD primary school children. In four of them, participants were trained to explicitly use finger strategies to solve addition and subtraction problems (Fuson, 1986; Fuson & Secada, 1986; Fuson & Willis, 1988; Ollivier et al., 2020). A significant improvement in calculation performance was consistently observed after training. In the last study, Stegemann (2014) trained children using the Chisanbop finger counting method.² This training yielded inconclusive results as second-graders did not show a significant improvement in their calculation performance, whereas fifth-graders in the control group improved their performance but not those in the training group.

In the cohort study, Jordan et al. (2008) followed TD kindergartners until the second grade and found small to large correlations between finger use and arithmetic performance, which decreased significantly over time.

In the experimental case-control study, three adolescents with ID were trained with a video intervention to solve addition and subtraction problems using finger strategies. The results showed an enhancement of their calculation performance following the intervention (Saunders et al., 2018).

Seven cross-sectional studies were carried out. Some of them showed how finger-based strategies can influence children's computation performance ($n=3$). Thus, Farrington-Flint et al. (2009) and Lucangeli et al. (2003) examined spontaneous finger-based strategies used to solve computation problems in TD participants enrolled

² A Korean finger counting method in which each finger has a number value. The fingers of the right hand count as one except for the thumb, which counts as five, while the fingers of the left hand count as ten.

in grades 1 to 5 and showed that the use of finger-based strategies was related to higher-level arithmetic performance. However, cluster analyses carried out in TD children led to distinguishing three groups of finger users in arithmetic tasks: (1) an efficient-count group of children who made efficient use of fingers; (2) an inefficient-count group of children who used their fingers inefficiently; and (3) a flexible group of children with mixed performance (Canobi, 2004).

Other cross-sectional studies contributed to isolating cognitive or demographic factors that could influence the relationship between finger use and computation performance ($n=4$). Regarding demographic factors, Jordan et al. (1992) showed that middle-income TD children used finger-based strategies more often and more efficiently than low-income TD children. Concerning cognitive factors, Newman and Soyulu (2014) compared the calculation skills of right-handed TD children who started counting with their right hand with those of children who started with their left hand and showed that right-starters are more efficient at solving single-digit addition problems than left-starters. Comparing kindergartners with a high working memory with children with a low working memory, Dupont-Boime and Thevenot (2018) showed, with strong correlations, that arithmetic performance and finger strategies were closely related and that children with a low working memory use less mature finger strategies than their peers with higher working memory. Comparing the computation skills of first-, third-, and fifth-graders with MLD and working memory deficits to those of TD children, Geary et al. (2004) showed that children with MLD used finger counting more often but were less accurate than TD children.

Finally, one action research qualitative study conducted with TD children showed the effectiveness of a training program in which children learned to solve multiplication problems with finger strategies (Bahadir, 2017).

From Finger-Based to Memory-Based Strategies Of the six studies conducted to describe how finger-based strategies evolve over time, four were longitudinal or cohort studies, one was a case–control study, and one used a cross-sectional design.

The four longitudinal or cohort studies were conducted in children with TD or aTD. First, Svenson and Sjöberg (1982) followed TD children from the first to the third grade and showed that children switched from finger-based to memory-based strategies during this period. Geary et al. (1991) followed children with TD or MLD from the first to the second grade and showed that children with MLD used finger counting more often and made more counting errors than TD children. In the Wylie et al. (2012) and Jordan et al. (2003) studies, children with TD, DLD, MLD, and DLD+LMD were followed from the second to the third grade (i.e., between 5 and 7 years of age). Wylie et al. (2012) showed that children with MLD and DLD+LMD made more frequent use of finger counting and switched to memory-based strategies later than children with TD and DLD. The difference between these groups was of medium effect size. Similarly, Jordan et al. (2003) showed that participants with MLD used finger counting more frequently and were more accurate than children with DLD+MLD. Moreover, children with MLD had more difficulty switching from finger-based to memory-based strategies than the other groups.

Koponen et al. (2007) conducted one experimental case–control study in which two children with DLD were trained to switch from finger-based strategies to

memory-based strategies in solving single-digit addition problems. One of the two children improved his performance by substituting fact retrieval for finger counting.

Finally, one study used a cross-sectional design to compare calculation strategies used by Chinese and American TD kindergartners (Geary et al., 1993). Interestingly, this switch from finger-based to memory-based strategies occurred earlier in Chinese children than in their American peers. These group differences had medium to large effect sizes.

Cognitive Psychology and Neuroscience

Forty-five studies from the cognitive psychology and neuroscience field investigated the cognitive processes and neurobiological mechanisms underlying the relationship between finger abilities and arithmetic skills. Studies exploring cognitive processes ($n=37$, 82.2%) focused either on one finger sensorimotor skill (i.e., fine motor skills: $n=20$, finger gnosis: $n=11$, finger tapping: $n=1$; suppression of hand movements: $n=2$) or on a combination (i.e., fine motor skills + rhythmic movements: $n=1$, fine motor skills + hand preference: $n=1$; finger gnosis + hand preference: $n=1$). Eight studies (17.8%) explored the neurobiological mechanisms either by investigating the computation skills of children with fine motor disorders ($n=6$; children with DCD or CP) or by documenting the cerebral correlates underlying finger use and arithmetic abilities ($n=2$).

Cognitive Processes

Fine Motor Skills and Arithmetic The 22 studies focusing on fine motor skills (FMS) comprised one randomized controlled trial, three non-randomized controlled trials, seven cohort or longitudinal studies, and 11 cross-sectional studies.

In the randomized controlled trial (Asakawa et al., 2019), school-aged TD participants were trained in FMS. The results showed that children in the training group improved not only their FMS but also their arithmetic skills, unlike those in the control group. The improvements had medium to large effect sizes.

Three studies were non-randomized trials in which children with TD or aTD were trained in FMS. Zafranas (2004) gave TD children a piano training program and showed a joint improvement in FMS and arithmetic skills in the training group, but not in the control group. Conversely, two other studies reported no improvement in arithmetic skills following FMS training in children with TD (Costa-Giomi, 2004; piano lessons) or DCD (Alloway & Warner, 2008), but there was an enhancement in FMS, self-esteem, or visuospatial working memory.

The seven cohort or longitudinal studies investigated whether early FMS predict the development of children's arithmetic skills several years later. Six of them showed that FMS were a significant predictor of arithmetic skills, with effect sizes ranging from very small to large (Asakawa & Sugimura, 2014; Barnes et al., 2011; Dinehart & Manfra, 2013; Jenks et al., 2009; Siegel, 1992; VanRooijen et al., 2015). However,

one study showed that the predictive value of FMS failed to reach significance when executive functions were added to the statistical model (Michel et al., 2020).

Finally, 11 cross-sectional studies were conducted with children with TD and aTD. Comparative or correlational models showed a significant association between FMS and arithmetic skills in seven studies, with effect sizes ranging from small to large (Annett & Manning, 1990; Dielman & Furuno, 1970; Holsti and Grunau 2002; Pieters et al., 2012a, 2012b; Pieters, Desoete, Van Waelvelde et al., 2012; Raghubar et al., 2015; VanRooijen et al., 2012). Less conclusive results were found in two other studies, which reported a significant association between arithmetic and FMS of the right hand but not the left hand (Kiessling et al., 1983), or in first-graders but not in kindergartners (Pitchford et al., 2016). Only fine motor integration (i.e., “manual ability which requires synchronized hand-eye movements and the processing of visual stimulus in order to produce adequate motor output,” assessed by drawing geometric shapes; Pitchford et al., 2016, p. 2) was correlated with calculation skills. Finally, two studies found no significant relationship between FMS and arithmetic skills (Carlson et al., 2013; Ilardi & Lamotte, 2021). In these studies, calculation skills were respectively related to fine motor integration (after controlling for gender, age, and IQ) and perceptual reasoning, processing speed and working memory, but not to FMS.

Finger Gnosia Abilities and Arithmetic Among the 12 studies examining the relation between finger gnosia and arithmetic skills, there were one non-randomized trial, two longitudinal studies, eight cross-sectional studies, and one combining cross-sectional and case report designs.

In the non-randomized controlled trial, TD participants followed finger gnosia training based on fine motor activities. In their results, Gracia-Bafalluy and Noël (2008) showed a concurrent improvement in both finger gnosia and arithmetic skills specific to the training group.

The two longitudinal studies yielded contrasting results about the predictive value of TD first-graders' finger gnosia on their arithmetic skills assessed one year later. The first showed that finger gnosia were a significant predictor of computation skills, with a medium effect size (Noël, 2005), while the second concluded that only number knowledge and numerosity discrimination were significant predictors of arithmetic development, but finger gnosia was not (Malone et al., 2020).

Nine studies were cross-sectional, comparing two groups of children with different cognitive profiles (i.e., TD vs. MLD and TD vs. ID) or focusing on the relationship between finger gnosia and arithmetic skills in a specific population (i.e., TD, MLD, or ID children). The results of three studies showed a significant association between finger gnosia and arithmetic skills, with effect sizes ranging from small to medium (Costa et al., 2011; Lindgren, 1978; Wasner et al., 2016). Conversely, Long et al. (2016) concluded that there was no evidence concerning the relation between finger gnosia and arithmetic skills after the effect of age was controlled. Furthermore, in Newman's (2016) study, the results were mixed. The author concluded that a significant association existed between finger gnosia and computation skills in older children but not in younger ones. The results of the last four studies were contrasting. Two of them supported the finger gnosia/arithmetic relation (Kinsbourne

& Warrington, 1963; Werner & Carrison, 1942), while the other two concluded that there was no relation (Benton et al., 1951; Strauss & Werner, 1938).

Finally, Strauss and Werner (1938) also provided a case report describing the cognitive profile of an adolescent who had both finger recognition and arithmetic impairments. The results were in line with the existence of a relation between the two deficits.

Other Finger Abilities and Arithmetic Finally, of the seven last studies, one was a cross-sectional study focusing on finger tapping in which arithmetic skills and finger tapping in children with unspecified LD and their TD peers were assessed. Using a correlation model, Waber et al. (2000) showed that finger tapping was a predictor of the numerical skills in both populations.

Two studies aimed at examining the influence of finger movement suppression on arithmetic performance in deaf and TD children. Using a within-subject randomized controlled trial, Crollen and Noël (2015) asked to their participants to solve problems in three different interference conditions (i.e., squeezing a ball with a hand, squeezing a ball with a foot and a control condition) and showed that children were less efficient in the hand interference condition than in the other two conditions, suggesting that gestures play a functional role in calculation skills. The difference was of medium to large effect size. The second study showed, with a correlational models, that ability to suppress finger synkinetic movements during arithmetic task is positively associated with arithmetic performance both in deaf and typically developing children, with effect sizes ranging from small to large (Kohen-Raz & Masalha, 1988).

Two studies yielded contradictory evidence about the influence of hand preference in TD children through a cross-sectional design comparing right or left hand use and arithmetic skills. Annett and Manning's (1990) results showed that right-handers were more efficient than left-handers at calculation tasks, while Newman (2016) did not find a significant association between hand preference and arithmetic skills in participants.

Finally, one study with a longitudinal design explored the relation between rhythmic hand movements and arithmetic skills in TD children followed from 4 to 6 years old (Asakawa & Sugimura, 2014). Rhythmic hand movements were not found to have a predictive value regarding arithmetic skills.

Neurobiological Mechanisms

Cerebral Correlates Two of the included cross-sectional studies explored the cerebral correlates underlying finger use and arithmetic skills in TD children (Berteletti & Booth, 2015; Krinzinger et al., 2011). They examined brain activations in the motor cortex (i.e., intraparietal sulcus) involved in finger movements while children were solving arithmetic problems. Krinzinger et al. (2001) showed that finger-related brain areas were more activated during calculation than during a magnitude comparison task. Berteletti and Booth (2015) found that, in children between 8 and 13 years old, the “finger motor cortex” (i.e., brain areas related to FMS) was more

activated during subtraction than the “finger somatosensory area” (i.e., brain areas related to finger gnosis). These results support the existence of a relation between finger movements and arithmetic skills.

Congenital and Neurodevelopmental Motor Disorders Six studies were conducted with children with non-progressive congenital motor pathologies detected at birth (e.g., cerebral palsy, CP) or neurodevelopmental motor disorders (e.g., developmental coordination disorders, DCD) aged from 8 to 12. These cross-sectional studies compared the arithmetic skills of motor-disabled participants with those of TD children or children with other developmental pathologies. Roberts et al.’s (2011) results showed that preterm children with DCD had more arithmetic difficulties than those without DCD. Gomez et al.’s (2015) study produced contrasting results: children with DCD were significantly slower at solving calculation problems than TD children but no less accurate. Of the last four studies, two showed that children with DCD performed similarly to their peers with DLD and unspecified LD at solving calculation problems (Alloway & Archibald, 2008; Alloway & Temple, 2007). The two remaining studies came to the same conclusion comparing children with CP and DCD with their TD peers (Reynvoet et al., 2020; Thevenot et al., 2014).

Study Combining Mathematical Education and Cognitive Psychology and Neuroscience Methods

Ultimately, only one cross-sectional study (Reeve & Humberstone, 2011) of the 75 studies included here combined research methods applied in mathematical education and in cognitive psychology and neuroscience, building a bridge between these two research fields. This study was carried out with TD children aged from 5 to 7 years old in order to determine whether finger gnosis was associated with calculation efficiency and finger counting. First, using latent class analyses, the participants were split into four different subgroups based on both their accuracy in arithmetic and the finger strategy they used during calculation: (1) low finger use and low accuracy, (2) low finger use and successful performance, (3) high finger use and moderate accuracy, and (4) moderate finger use and moderate accuracy. The same kinds of analyses were done to develop four finger gnosis profiles: (1) finger/hand confusion, (2) finger confusion, (3) good finger gnosis, and (4) high finger gnosis. Multimodal logistic regression analyses were conducted and showed a significant relationship between finger gnosis, arithmetic performance, and finger strategies beyond the contribution of visuospatial working memory, suggesting that a relation exists between finger gnosis and finger counting. The effect size for this association was large.

Discussion

The main objective of this scoping review was to identify all the qualitative and quantitative studies that have explored the relationship between finger use and arithmetic skills in school-aged children and adolescents. At the end of the selection process, 75 studies were included. Their results were discussed in two main sections,

starting with the characteristics of the studies' samples and then conducting an analysis.

Analyses of Characteristics of Study Samples

Descriptive analysis of the study samples showed that there was no major imbalance in the proportion of studies conducted in TD children (59%) and in children with aTD (41%). In contrast, we found a large disparity in the age of participants: only a minority of studies were conducted in preschoolers (6%) or in adolescents enrolled in secondary school (6%). Regarding studies conducted in children with aTD, our results showed that participants with intellectual disabilities were under-represented (8.7%) compared with other children (i.e., motor disorders: 32.6%, learning disorders: 37%, and other congenital disorders: 21.7%). A minority of these studies were conducted with children enrolled in special education (33.3%). Not surprisingly, since arithmetic skills are primarily taught in elementary school, the majority of studies published to date were conducted with children at this grade level. Given the predictive value of the pre-arithmetic skills for future computational abilities (Watts et al., 2014), longitudinal studies conducted from preschool through primary school grades would provide insight into whether the use of fingers should be promoted as a tool to prevent mathematics difficulties in younger children. Furthermore, a closer look at the influence of finger counting in children with aTD, especially when enrolled in special education, would inform us about whether finger counting can be used with this population as an appropriate accommodation during mathematics lessons. Such studies should be conducted more specifically with participants with intellectual disabilities who are under-represented compared to other participants with aTD.

Analyses of Individual Sources of Evidence

An initial analysis of individual sources of evidence from the 75 included studies showed that two main research topics were addressed in these studies: (1) What kinds of finger-based strategies do participants use during computation over the course of development, and how do they support arithmetic performance? (2) What cognitive processes and neurobiological mechanisms underlie the relationship between fingers and arithmetic?

What Kind of Finger Strategies Do Participants Use During Computation Over the Course of Development and How Do They Support Arithmetic Performance?

The studies conducted in the mathematical education field had three main objectives: (1) describing the finger-based strategies children use when calculating (20%); (2) exploring how finger-based strategies support children's arithmetic performance (60%); and (3) investigating how these finger-based strategies change during the child's development (20%).

In studies describing strategies used to solve arithmetic problems, finger strategies were found to be used in various ways either to count (e.g., folding and unfolding fingers sequentially) or as cardinal sets (e.g., thumb, index, and middle finger raised to indicate 3) (Baroody, 1987; Björklund et al., 2019; Fuson & Kwon, 1992; Kullberg & Björklund, 2020; Nwabueze, 2001). When children solved complex addition problems with a mental abacus, they made many gestures imitating the manipulation of beads on an abacus (Brooks et al., 2018). There was a strong imbalance in the proportion of studies conducted with qualitative designs (75%) versus quantitative designs (25%). Additional quantitative evidence is needed to confirm the observations made in the qualitative studies. With new evidence of that kind, it would be possible to clarify the most useful finger strategies in arithmetical contexts to inform teachers of best practices to be promoted in class.

In the studies conducted to explore how finger-based strategies might support children's computational skills, the results indicated that finger-based strategies (Canobi, 2004; Dupont-Boime & Thevenot, 2018; Farrington-Flint et al., 2009; Jordan et al., 1992; Lucangeli et al., 2003; Newman & Soylu, 2014) or a mental abacus (Brooks et al., 2018; Cho & So, 2018) could promote TD participants' computational performance. Moreover, computation skills were found to be improved by different kinds of explicit training of finger-based strategies (Fuson, 1986; Fuson & Secada, 1986; Fuson & Willis, 1988; Ollivier et al., 2020; but see Stegemann 2014, for inconclusive results of training with the Chisanbop method). The studies also showed that children with MLD use more finger-based strategies and make more calculation errors than their TD peers when solving addition problems (Geary et al., 2004). A minority of these studies were conducted using a high level of evidence design (i.e., cluster, non-randomized, or randomized controlled trial) (44.4%) compared with research carried out with medium and low level of evidence designs (i.e., cohort study, case-control study, cross-sectional study, or qualitative study) (55.6%). Only 33% of them showed, through a randomized controlled trial, an improvement of arithmetic skills following a finger-based strategies training. More randomized controlled trial would be necessary to confirm the results reported in case-control or cross-sectional studies and would provide stronger evidence of the functional links between finger-based strategies and arithmetic performance in TD children. Moreover, additional studies should be conducted with participants with MLD, who are still under-examined, to confirm the initial evidence. Finally, further training studies with TD children and participants with aTD could help identify the most effective finger-based strategies to be targeted as a function of cognitive profile. This evidence could also inform the most effective educational approaches to be used when teaching finger-based strategies in children with TD and aTD.

Finally, six studies were conducted to investigate how finger-based strategies change throughout childhood. These studies showed that, over time, TD children naturally switch from finger-based to memory-based strategies (Svenson & Sjöberg, 1982), but that children with MLD switch later in their development than their TD peers (Geary et al., 1991; Jordan et al., 2003; Wylie et al., 2012). However, no switching was found in children with DLD and mathematical difficulties, even after an explicit training program (Koponen et al., 2007). A separate body of literature showed that working memory is important for children's arithmetic development,

since good working memory is a prerequisite for detaching from external support (e.g., fingers or concrete manipulatives) in favor of mental strategies for solving computations. A working memory deficit in children with LMD could explain why they find it difficult to switch to abstract computation strategies such as memory retrieval (see David, 2012; Friso-Van Den Bos et al., 2013; Peng et al., 2015, for meta-analyses). Returning to the results of this scoping review, only one study was conducted with children with DLD to train them to switch from finger-based strategies to memory retrieval. Additional training studies involving children with MLD are needed to target interventions and therapeutic tools to be promoted to help them switch to memory-based strategies so that they can become more efficient at calculating and solve more complex problems. Finally, studies should be conducted to determine whether switching from fingers to memory strategies is mediated by finger sensorimotor skills such as fine motor skills or finger gnosis.

What Cognitive Processes and Neurobiological Mechanisms Underlie the Relation Between Fingers and Arithmetic?

The studies conducted in the cognitive psychology and neuroscience research areas had one of two objectives: investigating the cognitive process (81.8%) or examining the neurobiological mechanisms (18.2%) that underlie the relation between finger movements and arithmetic skills.

With regard to *the cognitive process*, the impact of six finger abilities on arithmetic skills has been investigated. Fine motor skills (FMS) (55%) and finger gnosis (30%) were explored more often than finger tapping (2.5%), suppression of hand movements (5%), hand preference (5%), and rhythmic hand movements (2.5%).

The majority of studies of the relation between FMS and computation supported the existence of such a relation (68.2% favorable vs. 31.8% unfavorable). One randomized controlled trial (Asakawa et al., 2019) and one non-randomized controlled trial (Zafran, 2004) were in line with this conclusion while two non-randomized controlled trials were not (Alloway & Warner, 2008; Costa-Giomi, 2004). Similarly, the majority of studies focusing on finger gnosis supported the idea that it promotes children's arithmetic skills (66.7% favorable vs. 33.3% unfavorable). The study providing the highest level of favorable evidence was a non-randomized controlled trial (Gracia-Bafalluy & Noël, 2008). More randomized controlled trials should be conducted to examine the causal links between FMS or finger gnosis and computation skills. Indeed, although the vast majority of studies concluded that these two abilities support children's arithmetic development, only 60% of randomized and non-randomized controlled trials agreed with this conclusion. Moreover, further randomized controlled trials are needed to determine whether training of these two finger-based abilities should be integrated, in addition to finger counting training, into educational practices and tools. If so, more studies should be conducted to determine how and when such training should be implemented in the classroom.

Regarding the other finger skills, the results showed that finger tapping (Waber et al., 2000) and suppression of hand movements (Crollen & Noël, 2015; Kohen-Raz & Masalha, 1988) were correlated with children's computation skills. However, rhythmic hand movements (Asakawa & Sugimura, 2014) did not appear to predict

the development of arithmetic skills. The role of hand preference (Annett & Manning, 1990; Newman, 2016) was unclear since only one study (out of two) suggested that it affected children's arithmetic skills. More generally, given that only six articles have investigated the influence of these finger abilities on children's arithmetic skills, more evidence is needed to gain a clearer picture of this relation.

Finally, in 19.4% of studies, other cognitive (executive functions, perceptual reasoning, processing speed, working memory, fine motor integration, or IQ), demographic (age, socioeconomic status (SES), and gender), or academic (early numerical skills: number knowledge and numerosity discrimination) factors were found to have a large effect on arithmetic development—more than the influence of finger abilities (Carlson et al., 2013; Ilardi & Lamotte, 2021; Long et al., 2016; Malone et al., 2020; Michel et al., 2020; Pitchford et al., 2016). It therefore seems critical to integrate these types of variables more systematically into statistical models to clarify their importance in children's arithmetic development, in comparison to finger abilities.

To investigate the *neurobiological mechanisms* that underlie the relation between finger movements and arithmetic skills, two different methods were used: (1) comparing the arithmetic performance of children with fine motor disorders (DCD and CP), either neurodevelopmental or acquired at birth, with that of children without motor deficits (75%); or (2) investigating the cerebral correlates supporting finger use and arithmetic skills (25%).

Using a behavioral approach, 83.3% of studies carried out in children with DCD or CP aged from 8 to 12 years showed that, despite their motor deficits, these children were able to develop similar calculation performance to their TD peers (Alloway & Archibald, 2008; Alloway & Temple, 2007; Gomez et al., 2015; Reynvoet et al., 2020; Thevenot et al., 2014). Thevenot et al. (2014) hypothesized that children with CP probably compensate for their fine motor disorders with other adaptive skills such as memory-based strategies. Additional studies should be conducted with children with DCD or CP to confirm these first indications and determine which cognitive processes (if any) they use to compensate for their disabilities.

Finally, using fMRI, two studies conducted in TD children supported the existence of a relation between finger use and arithmetic skills, showing brain activation in finger motor areas (within the intraparietal sulcus) during computation (Berteletti & Booth, 2015; Krinzinger et al., 2011). Currently, only these two studies have used fMRI to investigate the relation between finger use and arithmetic. More evidence is therefore necessary for a better understanding of the role of the fingers in arithmetic development.

Conclusions

In this scoping review, the relation between finger use and arithmetic skills was investigated in 75 studies.

Regarding the studies conducted in *mathematical education*, the results showed that children used a variety of finger-based strategies to support their computational performance and that these strategies tended to disappear during development in

favor of memory-based strategies. More studies should be conducted to determine which finger-based strategies are the most effective, taking children's cognitive profile into account, and whether the transition from finger-based to memory-based strategies is mediated by finger sensorimotor skills.

The studies conducted in *cognitive psychology and neuroscience* showed that FMS, finger gnosis, finger tapping, and hand movements might promote the development of children's arithmetic skills. Among children with aTD, studies showed that children with DCD and CP aged from 8 to 12 years produced similar computational performance to TD children, suggesting that, early in the child's arithmetic development, other cognitive factors supplant finger skills. Finally, functional neuroimaging data showed that finger-use and arithmetic skills share common, or at least very close, cerebral substrates, providing evidence of a link between these two abilities at the neuroanatomical level. More studies are needed to confirm this evidence and to determine if, when and how finger sensorimotor skill training should be integrated, in addition to finger-based strategy training, into educational practices and tools.

While 49% of the studies conducted in cognitive psychology and neurosciences reported effect sizes, only 21% of those conducted in the field of mathematical education did so. It is important to be able to generalize practices assessing effect sizes to estimate how closely finger counting and finger sensorimotor skills are linked to children's arithmetic performance.

Although these studies have investigated the direct influence of finger-based strategies or finger sensorimotor skills on arithmetic skills, they have not addressed how finger-based strategies are related to finger sensorimotor skills or how this relation influences children's arithmetic skills. Only one study has investigated the relation between finger gnosis and finger-based strategies during computation, bridging the gap between mathematical education research and studies in cognitive psychology and neuroscience. In that study, Reeve and Humberstone (2011) demonstrated the existence of a functional link between these three variables. Additional studies combining educational and cognitive approaches are necessary to confirm these isolated results.

Prospects for Future Research

This scoping review provides the first methodical summary published to identify all studies that have investigated the relation between finger use and arithmetic skills in children and adolescents. This scoping review lays the groundwork for a systematic review to answer more specific questions and provide teachers, therapists, and researchers with clear guidelines for clinical and pedagogical practices. A critical appraisal of the studies included could also be conducted in future to explore the methodological quality of each study and complement the evidence examined here.

Supplementary Information The online version contains supplementary material available at <https://doi.org/10.1007/s10648-023-09722-8>.

References

References marked with an asterisk indicate studies included in the scoping review.

- Asakawa, A., & Sugimura, S. (2014). Developmental trajectory in the relationship between calculation skill and finger dexterity: A longitudinal study. *Japanese Psychological Research*, 56(2), 189–200. <https://doi.org/10.1111/jpr.12041>
- Badets, A., Pesenti, M., & Olivier, E. (2010). Response-effect compatibility of finger-numeral configurations in arithmetical context. *Quarterly Journal of Experimental Psychology*, 63(1), 16–22. <https://doi.org/10.1080/17470210903134385>
- Bahadir, E. (2017). Teaching multiplication and multiplication tables by application of finger multiplication. *European Journal of Education Studies*, 3(4), 124–147. 10.5281/zenodo.345417
- Alibali, M. W., & DiRusso, A. A. (1999). The function of gesture in learning to count: More than keeping track. *Cognitive Development*, 14(1), 37–56. [https://doi.org/10.1016/S0885-2014\(99\)80017-3](https://doi.org/10.1016/S0885-2014(99)80017-3)
- Alloway, T. P., & Archibald, L. (2008). Working memory and learning in children and specific language impairment. *Journal of Learning Disabilities*, 41(3), 251–262. <https://doi.org/10.1177/0022219408315815>
- Alloway, T. P., & Warner, C. (2008). Task-specific training, learning, and memory for children with developmental coordination disorder: A pilot study. *Perceptual and Motor Skills*, 107(2), 473–480. <https://doi.org/10.2466/pms.107.6.473-480>
- Alloway, T. P., & Temple, K. J. (2007). A comparison of working memory skills and learning in children with developmental coordination disorder and moderate learning difficulties. *Applied Cognitive Psychology*, 21(4), 473–487. <https://doi.org/10.1002/acp.1284>
- Andres, M., Seron, X., & Olivier, E. (2007). Contribution of hand motor circuits to counting. *Journal of Cognitive Neuroscience*, 19(4), 563–576. <https://doi.org/10.1162/jocn.2007.19.4.563>
- Andres, M., Michaux, N., & Pesenti, M. (2012). Common substrate for mental arithmetic and finger representation in the parietal cortex. *NeuroImage*, 62(3), 1520–1528. <https://doi.org/10.1016/j.neuroimage.2012.05.047>
- Annett, M., & Manning, M. (1990). Arithmetic and laterality. *Neuropsychologia*, 28(1), 61–69. [https://doi.org/10.1016/0028-3932\(90\)90086-4](https://doi.org/10.1016/0028-3932(90)90086-4)
- Aromataris, E., & Munn, Z. (2020). *JBIM Manual for Evidence Synthesis*. <https://doi.org/10.46658/JBIMES-20-01>
- Asakawa, A., Murakami, T., & Sugimura, S. (2019). Effect of fine motor skills training on arithmetical ability in children. *European Journal of Developmental Psychology*, 16(3), 290–301. <https://doi.org/10.1080/17405629.2017.1385454>
- Barnes, M. A., Stubbs, A., Raghubar, K. P., Agostino, A., Taylor, H., Laudry, S., Fletcher, J. M., & Smith-Chant, B. (2011). Mathematical skills in 3- and 5- year-olds with spina bifida and their typically developing peers: A longitudinal approach. *Journal of the International Neuropsychological Society*, 17(3), 431–444. <https://doi.org/10.1017/S1355617711000233>
- Baroody, A. J. (1987). The development of counting strategies for single-digit addition. *Journal of Research in Mathematics Education*, 18(2), 141–157. <https://doi.org/10.2307/749248>
- Barrocas, R., Roesch, S., Dresen, V., Moeller, K., & Pixner, S. (2019). Embodied numerical representations and their association with multi-digit arithmetic performance. *Cognitive Processing*, 21(1), 95–103. <https://doi.org/10.1007/s10339-019-00940-z>
- Barrocas, R., Roesch, S., Gawrilow, C., & Moeller, K. (2020). Putting a finger on numerical development – Reviewing the contributions of kindergarten finger gnosis and fine motor skills to numerical abilities. *Frontiers in Psychology*, 11, 1012. <https://doi.org/10.3389/fpsyg.2020.01012>
- Beller, S., & Bender, A. (2011). Explicating numerical information: When and how fingers support (or hinder) number comprehension and handling. *Frontiers in Psychology*, 2, 214. <https://doi.org/10.3389/fpsyg.2011.00214>
- Bender, A., & Beller, S. (2011). Fingers as a tool for counting - naturally fixed or culturally flexible? *Frontiers in Psychology*, 2, 256. <https://doi.org/10.3389/fpsyg.2011.00256>

- Bender, A., & Beller, S. (2012). Nature and culture of finger counting: Diversity and representational effects of an embodied cognitive tool. *Cognition*, 124(2), 156–182. <https://doi.org/10.1016/j.cognition.2012.05.005>
- Benton, A. L., Hutcheon, J., & Seymour, E. (1951). Arithmetic ability, finger-localization capacity and right-left discrimination in normal and defective children. *American Journal of Orthopsychiatry*, 21(4), 756–766. <https://doi.org/10.1111/j.1939-0025.1951.tb00026.x>
- Berteletti, I., & Booth, J. R. (2015). Perceiving fingers in single-digit arithmetic problems. *Frontiers in Psychology*, 6, 226. <https://doi.org/10.3389/fpsyg.2015.00226>
- Berteletti, I., & Booth, J. R. (2016). Finger representation and finger-based strategies in the acquisition of number meaning and arithmetic. In D. B. Berch, D. C. Geary, & K. M. Koepke (Eds.), *Development of mathematical cognition* (pp. 109–139). Academic Press. <https://doi.org/10.1016/B978-0-12-801871-2.00005-8>
- Björklund, C., Kullberg, A., & Kempe, U. R. (2019). Structuring versus counting: Critical ways of using fingers in subtraction. *ZDM Mathematics Education*, 51(1), 13–24. <https://doi.org/10.1007/s11858-018-0962-0>
- Boaler, J., & Chen, L. (2017). Why kids should use their fingers in math class. In M. Pitici (Ed.), *The best writing on mathematics 2017* (pp. 76–81). Princeton University Press. <https://doi.org/10.2307/j.ctvc776x9>
- Brighton, B., Bhandari, M., Tornetta, P., & Felson, D. T. (2003). Hierarchy of evidence: From case reports to randomized controlled trials. *Clinical Orthopaedics and Related Research*, 413, 19–24. <https://doi.org/10.1097/01.blo.0000079323.41006.12>
- Brooks, N. B., Barner, D., Frank, M., & Goldin-meadow, S. (2018). The role of gesture in supporting mental representations: The case of mental abacus arithmetic. *Cognitive Science*, 42(2), 554–575. <https://doi.org/10.1111/cogs.12527>
- Canobi, K. H. (2004). Individual differences in children's addition and subtraction knowledge. *Cognitive Development*, 19(1), 81–93. <https://doi.org/10.1016/j.cogdev.2003.10.001>
- Carlson, A. G., Rowe, E., & Curby, T. W. (2013). Disentangling fine motor skills' relations to academic achievement: The relative contributions of visual-spatial integration and visual-motor coordination. *The Journal of Genetic Psychology*, 174(5), 514–533. <https://doi.org/10.1080/00221325.2012.717122>
- Chao, S., Stigler, J. W., & Woodward, J. A. (2000). The effects of physical materials on kindergartners' learning of number concepts. *Cognition and Instruction*, 18(3), 285–316. <https://doi.org/10.1207/S1532690XCI1803>
- Cho, P. S., & So, W. C. (2018). A feel for numbers: The changing role of gesture in manipulating the mental representation of an abacus among children at different skill levels. *Frontiers in Psychology*, 9, 1267. <https://doi.org/10.3389/fpsyg.2018.01267>
- Cohen, J. (1988). *Statistical power analysis for the behavioral sciences* (2nd ed.). Erlbaum.
- *Costa, A. J., Beatriz, J., Silva, L., Chagas, P. P., Krinzinger, H., Lonneman, J., Willmes, K., Wood, G., & Haase, V. G. (2011). A hand full of numbers: A role for offloading in arithmetics learning? *Frontiers in Psychology*, 2, 368. <https://doi.org/10.3389/fpsyg.2011.00368>
- Costa-Giomi, E. (2004). Effects of three years of piano instruction on children's academic achievement, school performance and self-esteem. *Psychology of Music*, 32(2), 139–152. <https://doi.org/10.1177/0305735604041491>
- Crollen, V., & Noël, M. (2015). The role of fingers in the development of counting and arithmetic skills. *Acta Psychologica*, 156, 37–44. <https://doi.org/10.1016/j.actpsy.2015.01.007>
- David, C. V. (2012). Working memory deficits in math learning difficulties: A meta-analysis. *British Journal of Developmental Disabilities*, 58(2), 67–84. <https://doi.org/10.1179/2047387711Y.0000000007>
- Di Luca, S., & Pesenti, M. (2008). Masked priming effect with canonical finger numeral configurations. *Experimental Brain Research*, 185, 27–39. <https://doi.org/10.1007/s00221-007-1132-8>
- Di Luca, S., Lefèvre, N., & Pesenti, M. (2010). Place and summation coding for canonical and non-canonical finger numeral representations. *Cognition*, 117(1), 95–100. <https://doi.org/10.1016/j.cognition.2010.06.008>
- Dielman, T., & Furuno, S. (1970). Interrelationships among selected environmental, cognitive, and achievement variables: A further analyses of ten-year follow-up of the children of the kauai pregnancy study. *Personality*, 1(3), 185–199.

- Dinehart, L., & Manfra, L. (2013). Associations between low-income children's fine motor skills in pre-school and academic performance in second grade. *Early Education and Development*, 24(2), 138–161. <https://doi.org/10.1080/10409289.2011.636729>
- Domahs, F., Krinzing, H., & Willmes, K. (2008). Mind the gap between both hands: Evidence for internal finger-based number representations in children's mental calculation. *Cortex*, 44(4), 359–367. <https://doi.org/10.1016/j.cortex.2007.08.001>
- Domahs, F., Moeller, K., Huber, S., Willmes, K., & Nuerk, H. C. (2010). Embodied numerosity: Implicit hand-based representations influence symbolic number processing across cultures. *Cognition*, 116(2), 251–266. <https://doi.org/10.1016/j.cognition.2010.05.007>
- Dupont-boime, J., & Thevenot, C. (2018). High working memory capacity favours the use of finger counting in six-year-old children. *Journal of Cognitive Psychology*, 30(1), 35–42. <https://doi.org/10.1080/20445911.2017.1396990>
- Farrington-flint, L., Vanuxem-cotterill, S., & Stiller, J. (2009). Patterns of problem-solving in children's literacy and arithmetic. *British Journal of Developmental Psychology*, 27(4), 815–834. <https://doi.org/10.1348/026151008X383148>
- Fischer, U., Suggate, S. P., Schmir, J., & Stoeger, H. (2018). Counting on fine motor skills: Links between preschool finger dexterity and numerical skills. *Developmental Science*, 21(4), 623. <https://doi.org/10.1111/desc.12623>
- Friso-van Den Bos, I., van der Ven, S. H. G., Kroesbergen, E. H., & van Luit, J. E. H. (2013). Working memory and mathematics in primary school children: A meta-analysis. *Educational Research Review*, 10, 29–44. <https://doi.org/10.1016/j.edurev.2013.05.003>
- Fuson, K. C., & Kwon, Y. (1992). Korean children's single-digit addition and subtraction. *Journal for Research in Mathematical Education*, 23(2), 148–165. <https://doi.org/10.2307/749498>
- Fuson, K. C., & Secada, W. G. (1986). Teaching children to add by counting-on with one-handed finger patterns. *Cognition and Instruction*, 3(3), 229–260.
- Fuson, K. C., & Willis, G. B. (1988). Subtracting by counting up : More evidence. *Journal for Research in Mathematical Education*, 19(5), 402–420. <https://doi.org/10.2307/749174>
- Fuson, K. C. (1986). Teaching children to subtract by counting up. *Journal for Research in Mathematical Education*, 17(3), 172–189. <https://doi.org/10.2307/749300>
- Geary, D. C., Brown, S. C., & Samaranayake, V. A. (1991). Cognitive addition: A short longitudinal study of strategy choice and speed-of-processing differences in normal and mathematically disabled children. *Developmental Psychology*, 27(5), 787–797. <https://doi.org/10.1037/0012-1649.27.5.787>
- Geary, D. C., Bow-thomas, C. C., Fan, L., & Siegler, R. S. (1993). Even before formal instruction, Chinese children outperform American children in mental addition. *Cognitive Development*, 8(4), 517–529. [https://doi.org/10.1016/S0885-2014\(05\)80007-3](https://doi.org/10.1016/S0885-2014(05)80007-3)
- Geary, D. C., Hoard, M. K., Byrd-craven, J., & Desoto, M. C. (2004). Strategy choices in simple and complex addition: Contributions of working memory and counting knowledge for children with mathematical disability. *Journal of Experimental Child Psychology*, 88(2), 121–151. <https://doi.org/10.1016/j.jecp.2004.03.002>
- Gerstmann, J. (1940). Syndrome of finger agnosia, desorientation for right and left, agraphia and acalculia. *Archives of Neurologie and Psychiatry*, 44(2), 398–408. <https://doi.org/10.1001/archneurpsyc.1940.02280080158009>
- Gibson, D. J., Gunderson, E. A., Spaepen, E., Levine, S. C., & Meadow, S. G. (2019). Number gestures predict learning of number words. *Developmental Science*, 22(3), e12791. <https://doi.org/10.1111/desc.12791>
- Ginns, P., Hu, F. T., Byrne, E., & Bobis, J. (2016). Learning by tracing worked examples. *Applied Cognitive Psychology*, 30(2), 160–169. <https://doi.org/10.1002/acp.3171>
- Ginns, P., Hu, F. T., & Bobis, J. (2020). Tracing enhances problem-solving transfer, but without effects on intrinsic or extraneous cognitive load. *Applied Cognitive Psychology*, 34(6), 1522–1529. <https://doi.org/10.1002/acp.3732>
- Gomez, A., Piazza, M., Jobert, A., Dehaene-Lambertz, G., Dehaene, S., & Huron, C. (2015). Mathematical difficulties in developmental coordination disorder: Symbolic and nonsymbolic number processing. *Research in Developmental Disabilities*, 43–44, 167–178. <https://doi.org/10.1016/j.ridd.2015.06.011>
- Gracia-Bafalluy, M., & Noël, M. P. (2008). Does finger training increase young children's numerical performance? *Cortex*, 44(4), 368–375. <https://doi.org/10.1016/j.cortex.2007.08.020>

- Graham, T. A. (1999). The role of gesture in children's learning to count. *Journal of Experimental Child Psychology*, 74(4), 333–355. <https://doi.org/10.1006/jecp.1999.2520>
- Gunderson, E. A., Spaepen, E., Gibbon, D., Goldin-Meadow, S., & Levine, S. C. (2015). Gesture as a window onto children's number knowledge. *Cognition*, 144, 14–28. <https://doi.org/10.1016/j.cognition.2015.07.008>
- Hohol, M., Wołoszyn, K., Nuerk, H.-C., & Cipora, K. (2018). A large-scale survey on finger counting routines, their temporal stability and flexibility in educated adults. *PeerJ*, 6, e5878. <https://doi.org/10.7717/peerj.5878>
- Holsti, L., & Grunau, R. E. (2002). Developmental coordination disorder in extremely low birthweight children developmental coordination disorder in extremely low birth weight children at nine years. *Developmental and Behavioral Pediatrics*, 23(1), 8–15. <https://doi.org/10.1203/00006450-199904020-01460>
- Ilardi, D., & Lamotte, J. (2021). Clinical practice in cognitive mechanisms that predict lower math in children with congenital heart disease. *Clinical Practice in Pediatric Psychology*, 9(1), 35–45. <https://doi.org/10.1037/cpp0000316>
- Imbo, I., Vandierendonck, A., & Fias, W. (2011). Passive hand movements disrupt adults' counting strategies. *Frontiers in Psychology*, 2, 201. <https://doi.org/10.3389/fpsyg.2011.00201>
- Jenks, K. M., de Moor, J., & van Lieshout, E. C. D. M. (2009). Arithmetic difficulties in children with cerebral palsy are related to executive function and working memory. *Journal of Child Psychology and Psychiatry and Allied Disciplines*, 50(7), 824–833. <https://doi.org/10.1111/j.1469-7610.2008.02031.x>
- Johansson, B. S. (2005). Number-word sequence skill and arithmetic performance. *Scandinavian Journal of Psychology*, 46(2), 157–167. <https://doi.org/10.1111/j.1467-9450.2005.00445.x>
- Jordan, N. C., Huttenlocher, J., & Cohen Levine, S. (1992). Differential calculation abilities in young children from middle- and low-income families. *Developmental Psychology*, 28(4), 644–653. <https://doi.org/10.1037/0012-1649.28.4.644>
- Jordan, N.C., Hanich, L. B., & Kaplan, D. (2003). A longitudinal study of mathematical competencies in children with specific mathematics difficulties versus children with comorbid mathematics and reading difficulties. *Child Development*, 74(3), 834–850. <https://doi.org/10.1111/1467-8624.00571>
- Jordan, N. C., Kaplan, D., Ramineni, C., & Locuniak, M. N. (2008). Development of number combination skill in the early school years: When do fingers help? *Developmental Science*, 11(5), 662–668. <https://doi.org/10.1111/j.1467-7687.2008.00715.x>
- Kaufmann, L. (2008). Dyscalculia: Neuroscience and education. *Educational Research*, 50(2), 163–175. <https://doi.org/10.1080/00131880802082658>
- Kiessling, L. S., Denckla, M. B., & Carlton, M. (1983). Evidence for differential hemispheric function in children with hemiplegic cerebral palsy. *Developmental Medicine and Child Neurology*, 25(6), 727–734. <https://doi.org/10.1111/j.1469-8749.1983.tb13840.x>
- Kinsbourne, M., & Warrington, E. K. . (1963). The developmetnal Gerstmann syndrome. *Achieve of Neurology*, 8(5), 490–501. <https://doi.org/10.1001/archneur.1963.00460050040004>
- Klein, E., Moeller, K., Willmes, K., Nuerk, H. C., & Domahs, F. (2011). The influence of implicit hand-based representations on mental arithmetic. *Frontiers in Psychology*, 2, 197. <https://doi.org/10.3389/fpsyg.2011.00197>
- Kohen-Raz, R., & Masalha, M. (1988). Relations of basic arithmetic and motor skills in deaf elementary school children. *Perceptual and Motor Skills*, 66(1), 275–282. <https://doi.org/10.2466/pms.1988.66.1.275>
- Koponen, T., Aro, T., Räsänen, P., & Ahonen, T. (2007). Langage-based retrieval difficulties in arithmetic: A single case intervention study comparing two children with SLI. *Educational and Child Psychology*, 24(2), 98–107.
- Krinzinger, H., Koten, J. W., Horoufchin, H., Kohn, N., Arndt, D., Sahr, K., Konrad, K., & Willmes, K. (2011). The role of finger representations and saccades for number processing: An fMRI study in children. *Frontiers in Psychology*, 2, 373. <https://doi.org/10.3389/fpsyg.2011.00373>
- Kullberg, A., & Björklund, C. (2020). Preschoolers' different ways of structuring part-part-whole relations with finger patterns when solving an arithmetic task. *ZDM Mathematics Education*, 52, 767–778. <https://doi.org/10.1007/s11858-019-01119-8>
- Lindemann, O., Alipour, A., & Fischer, M. H. (2011). Finger counting habits in middle eastern and western individuals: An online survey. *Journal of Cross-Cultural Psychology*, 42(4), 566–578. <https://doi.org/10.1177/0022022111406254>

- Lindgren, S. D. (1978). Finger localization and the prediction of reading disability. *Cortex*, 14(1), 87–101. [https://doi.org/10.1016/S0010-9452\(78\)80011-2](https://doi.org/10.1016/S0010-9452(78)80011-2)
- Long, I., Malone, S. A., Tolan, A., Burgoyne, K., Heron-delaney, M., Witteveen, K., & Hulme, C. (2016). The cognitive foundations of early arithmetic skills: It is counting and number judgment, but not finger gnosis, that count. *Journal of Experimental Child Psychology*, 152, 327–334. <https://doi.org/10.1016/j.jecp.2016.08.005>
- Lucangeli, D., Tressoldi, P. E., Bendotti, M., Siegel, L. S., Lucangeli, D., Tressoldi, P. E., & Bendotti, M. (2003). Effective strategies for mental and written arithmetic calculation from the third to the fifth grade. *Educational Psychology*, 23(5), 507–520. <https://doi.org/10.1080/0144341032000123769>
- Luo, Z., Jose, P. E., Huntsinger, C. S., & Pigott, T. D. (2007). Fine motor skills and mathematics achievement in east asian american and european american kindergartners and first graders. *British Journal of Developmental Psychology*, 25(4), 595–614. <https://doi.org/10.1348/026151007X185329>
- Malone, S. A., Burgoyne, K., & Hulme, C. (2020). Number knowledge and the approximate number system are two critical foundations for early arithmetic development. *Journal of Educational Psychology*, 112(6), 1167–1182. <https://doi.org/10.1037/edu0000426>
- Mayer, E., Martory, M. D., Pegna, A. J., Landis, T., Delavelle, J., & Annoni, J. M. (1999). A pure case of Gerstmann syndrome with a subangular lesion. *Brain*, 122(6), 1107–1120. <https://doi.org/10.1093/brain/122.6.1107>
- McKenna, M. A., Hollingsworth, P. L., & Barnes, L. L. B. (2005). Developing latent mathematics abilities in economically disadvantaged students. *Roeper Review*, 27(4), 222–227. <https://doi.org/10.1080/02783190509554322>
- Michaux, N., Masson, N., Pesenti, M., & Andres, M. (2013). Selective interference of finger movements on basic addition and subtraction problem solving. *Experimental Psychology*, 60, 197–205. <https://doi.org/10.1027/1618-3169/a000188>
- Michel, E., Molitor, S., Schneider, W., Michel, E., Molitor, S., & Schneider, W. (2020). Executive functions and fine motor skills in kindergarten as predictors of arithmetic skills in elementary school executive functions and fine motor skills in kindergarten as predictors of arithmetic skills in elementary school. *Developmental Neuropsychology*, 45(6), 367–379. <https://doi.org/10.1080/87565641.2020.1821033>
- Moeller, K., Martignon, L., Wessolowski, S., Engel, J., & Nuerk, H. C. (2011). Effects of finger counting on numerical development the opposing views of neurocognition and mathematics education. *Frontiers in Psychology*, 2, 328. <https://doi.org/10.3389/fpsyg.2011.00328>
- Morgan, P. L., Farkas, G., & Maczuga, S. (2015). Which instructional practices most help first-grade students with and without mathematics difficulties? *Educational Evaluation and Policy Analysis*, 37(2), 184–205. <https://doi.org/10.3102/0162373714536608>
- Morrissey, K. R., Liu, M., Kang, J., Hallett, D., & Wang, Q. (2016). Cross-cultural and intra-cultural differences in finger-counting habits and number magnitude processing: Embodied numerosity in Canadian and Chinese university students. *Journal of Numerical Cognition*, 2(1), 1–19. <https://doi.org/10.5964/jnc.v2i1.14>
- Morrissey, K., Hallett, D., Wynes, R., Kang, J., & Han, M. (2020). Finger-counting habits, not finger movements, predict simple arithmetic problem solving. *Psychological Research Psychologische Forschung*, 84(1), 140–151. <https://doi.org/10.1007/s00426-018-0990-y>
- Multu, Y., Akgün, L., & Akkücü, E. Y. (2020). What do teachers think about youth purpose? *International Journal of Curriculum Instruction*, 12(1), 268–288. <https://doi.org/10.4324/9781351200073-6>
- Murad, M. H., Asi, N., Alsawas, M., & Alahdab, F. (2016). New evidence pyramid. *Evidence-Based Medicine*, 21(4), 125–127. <https://doi.org/10.1136/ebmed-2016-110401>
- Newman, S. D., & Soylu, F. (2014). The impact of finger counting habits on arithmetic in adults and children. *Psychological Research*, 78, 549–556. <https://doi.org/10.1007/s00426-013-0505-9>
- Newman, S. D. (2016). Does finger sense predict addition performance? *Cognitive Processing*, 17(2), 139–146. <https://doi.org/10.1007/s10339-016-0756-7>
- Nicoladis, E., Poka, S., & Marentette, P. (2010). Are number gestures easier than number words for preschoolers? *Cognitive Development*, 25(3), 247–261. <https://doi.org/10.1016/j.cogdev.2010.04.001>
- Nicoladis, E., Marentette, P., Pika, S., & Gonçalves Bardosa, P. (2018). Young children show little sensitivity to the iconicity in number gestures. *Language Learning and Development*, 14(4), 297–319. <https://doi.org/10.1080/15475441.2018.1444486>
- Noël, M. (2005). Finger gnosis: A predictor of numerical abilities in children? *Child Neuropsychology: A Journal on Normal and Abnormal Development in Childhood and Adolescence*, 11(5), 413–430. <https://doi.org/10.1080/09297040590951550>

- Nwabueze, K. (2001). Bruneian children's addition and subtraction methods. *Journal of Mathematical Behavior*, 20(2), 173–186. [https://doi.org/10.1016/S0732-3123\(01\)00070-0](https://doi.org/10.1016/S0732-3123(01)00070-0)
- Ollivier, F., Noël, Y., Legrand, A., & Bonneton-botté, N. (2020). A teacher-implemented intervention program to promote finger use in numerical tasks. *European Journal of Psychology of Education*, 35, 589–606. <https://doi.org/10.1007/s10212-019-00441-9>
- Peng, P., Namkung, J., Barnes, M., & Sun, C. (2015). A meta-analysis of mathematics and working memory: Moderating effects of working memory domain, type of mathematics skill, and sample characteristics. *Journal of Educational Psychology*, 108(4), 455–473. <https://doi.org/10.1037/edu0000079>
- Pieters, S., Desoete, A., Roeyers, H., Vanderswalmen, R., & Van Waelvelde, H. (2012a). Behind mathematical learning disabilities: What about visual perception and motor skills? *Learning and Individual Differences*, 22(4), 498–504. <https://doi.org/10.1016/j.lindif.2012.03.014>
- Pieters, S., Desoete, A., Van Waelvelde, H., Vanderswalmen, R., & Roeyers, H. (2012b). Mathematical problems in children with developmental coordination disorder. *Research in Developmental Disabilities*, 33(4), 1128–1135. <https://doi.org/10.1016/j.ridd.2012.02.007>
- Pitchford, N. J., Papini, C., Outhwaite, L. A., & Gulliford, A. (2016). Fine motor skills predict maths ability better than they predict reading ability in the early primary school years. *Frontiers in Psychology*, 7, 783. <https://doi.org/10.3389/fpsyg.2016.00783>
- Raghubar, K. P., Barnes, M. A., Dennis, M., Cirino, P. T., Taylor, H., & Laudry, S. (2015). Neurocognitive predictors of mathematical processing in school-aged children with spina bifida and their typically developing peers: Attention, working memory, and fine motor skills. *Neuropsychology*, 29(6), 861–873. <https://doi.org/10.1037/neu0000196>
- Reeve, R., & Humberstone, J. (2011). Five- to 7-year-olds' finger gnosis and calculation abilities. *Frontiers in Psychology*, 2, 359. <https://doi.org/10.3389/fpsyg.2011.00359>
- Reynvoet, B., Marinova, M., & Sasanguie, D. (2020). Take it of your shoulders: Providing scaffolds leads to better performance on mathematical word problems in secondary school children with developmental coordination disorder. *Research in Developmental Disabilities*, 105, 103745. <https://doi.org/10.1016/j.ridd.2020.103745>
- Roberts, G., Anderson, P. J., Davis, N., Luca, C. D. E., & Cheong, J. (2011). Developmental coordination disorder in geographic cohorts of 8-year-old children born extremely preterm or extremely low birthweight in the 1990s. *Developmental Medicine & Child Neurology*, 53(1), 55–60. <https://doi.org/10.1111/j.1469-8749.2010.03779.x>
- Roesch, S., & Moeller, K. (2015). Considering digits in a current model of numerical development. *Frontiers in Human Neuroscience*, 8, 1062. <https://doi.org/10.3389/fnhum.2014.01062>
- Rusconi, E., Walsh, V., & Butterworth, B. (2005). Dexterity with numbers: RTMS over left angular gyrus disrupts finger gnosis and number processing. *Neuropsychologia*, 43(11), 1609–1624. <https://doi.org/10.1016/j.neuropsychologia.2005.01.009>
- Sato, M., Cattaneo, L., Rizzolatti, G., & Gallese, V. (2007). Numbers within our hands: Modulation of corticospinal excitability of hand muscles during numerical judgment. *Journal of Cognitive Neuroscience*, 19(4), 684–693. <https://doi.org/10.1162/jocn.2007.19.4.684>
- Saunders, A. F., Spooner, F., & Davis, L. L. (2018). Using video prompting to teach mathematical problem solving of real-world video-simulation problems. *Remedial and Special Education*, 39(1), 53–64. <https://doi.org/10.1177/0741932517717042>
- Schild, U., Bauch, A., & Nuerk, H. C. (2020). A finger-based numerical training failed to improve arithmetic skills in kindergarten children beyond effects of an active non-numerical control training. *Frontiers in Psychology*, 11, 529. <https://doi.org/10.3389/fpsyg.2020.00529>
- Siegel, L. S. (1992). Infant motor, cognitive, and language behaviors as predictors of achievement at school age. *Advances in Infancy Research*, 7, 227–237.
- Sixtus, E., Fischer, M. H., & Lindemann, O. (2017). Finger posing primes number comprehension. *Cognitive Processing*, 18(3), 237–248. <https://doi.org/10.1007/s10339-017-0804-y>
- Skinner, C. H., Turco, T. L., Beatty, K. L., & Rasavage, C. (1989). Cover, copy, and compare: A method for increasing multiplication performance. *School Psychology Review*, 18(3), 412–420. <https://doi.org/10.1080/02796015.1989.12085436>
- Soylu, F., & Newman, S. (2016). Anatomically ordered tapping interferes more with one-digit addition than two-digit addition : A dual-task fMRI study. *Cognitive Processing*, 17(1), 67–77. <https://doi.org/10.1007/s10339-015-0737-2>


- Soylu, F., Lester, F. K., & Newman, S. D. (2018). You can count on your fingers: The role of fingers in early mathematical development. *Journal of Numerical Cognition*, 4(1), 107–135. <https://doi.org/10.5964/jnc.v4i1.85>
- Stegemann, K. C. (2014). Revisiting an old methodology for teaching counting, computation, and place value: The effectiveness of the finger calculation method for at-risk children. *Learning Disabilities: A Contemporary Journal*, 12(2), 191–213.
- Stocker, J. D., & Kubina, R. M. (2017). Impact of cover, copy, and compare on fluency outcomes for students with disabilities and math deficits: A review of the literature. *Preventing School Failure*, 61(1), 56–68. <https://doi.org/10.1080/1045988X.2016.1196643>
- Strauss, A., & Werner, H. (1938). Deficiency in the finger schema in relation to arithmetic disability (finger agnosia and acalculia). *The American Journal of Orthopsychiatry*, 8(4), 719–725. <https://doi.org/10.1111/j.1939-0025.1938.tb05344.x>
- Suggate, S., Pufke, E., & Stoeger, H. (2018). Do fine motor skills contribute to early reading development? *Journal of Research in Reading*, 41(1), 1–19. <https://doi.org/10.1111/1467-9817.12081>
- Svenson, O., & Sjöberg, K. (1982). Solving simple subtractions during the first three school years. *Journal of Experimental Education*, 50, 91–100. <https://doi.org/10.1080/00220973.1981.11011808>
- Thevenot, C., Castel, C., Danjon, J., Renaud, O., Ballaz, C., Baggioni, L., & Fluss, J. (2014). Numerical abilities in children with congenital hemiplegia: An investigation of the role of finger use in number processing. *Developmental Neuropsychology*, 39(2), 88–100. <https://doi.org/10.1080/87565641.2013.860979>
- Tricco, A. C., Lillie, E., Zarin, W., O'Brien, K. K., Colquhoun, H., Levac, D., Moher, D., Peters, M. D. J., Horsley, T., Weeks, L., Hempel, S., Akl, E. A., Chang, C., McGowan, J., Stewart, L., Hartling, L., Aldcroft, A., Wilson, M. G., Garrity, C., ... Straus, S. E. (2018). PRISMA extension for scoping reviews (PRISMA-ScR): Checklist and explanation. *Annals of Internal Medicine*, 169(7), 467–473. <https://doi.org/10.7326/M18-0850>
- Tschentscher, N., Hauk, O., Fischer, M. H., & Pulvermüller, F. (2012). You can count on the motor cortex: Finger counting habits modulate motor cortex activation evoked by numbers. *NeuroImage*, 59(4), 3139–3148. <https://doi.org/10.1016/j.neuroimage.2011.11.037>
- Van den Berg, F. C. G., de Weerd, P., & Jonkman, L. M. (2021). Electrophysiological evidence for internalized representations of canonical finger-number gestures and their facilitating effects on adults' math verification performance. *Scientific Reports*, 11(1), 1–15. <https://doi.org/10.1038/s41598-021-91303-2>
- VanRooijen, M. Van, Verhoeven, L., Smits, D., Ketelaar, M., Becher, J. G., & Steenbergen, B. (2012). Arithmetic performance of children with cerebral palsy: The influence of cognitive and motor factors. *Research in Developmental Disabilities*, 33(2), 530–537. <https://doi.org/10.1016/j.ridd.2011.10.020>
- VanRooijen, M., Verhoeven, L., & Steenbergen, B. (2015). From numeracy to arithmetic: Precursors of arithmetic performance in children with cerebral palsy from 6 till 8 years of age. *Research in Developmental Disabilities*, 45–46, 49–57. <https://doi.org/10.1016/j.ridd.2015.07.001>
- Waber, D. P., Weiler, M. D., Bellinger, D. C., Marcus, D. J., Forbes, P. W., Wypij, D., & Wolff, P. H. (2000). Diminished motor timing control in children referred for diagnosis of learning problems. *Developmental Neuropsychology*, 17(2), 181–197. <https://doi.org/10.1207/S15326942DN1702>
- Wasner, M., Moeller, K., Fischer, M. H., & Nuerk, H. C. (2015). Related but not the same: Ordinality, cardinality and 1-to-1 correspondence in finger-based numerical representations. *Journal of Cognitive Psychology*, 27(4), 426–441. <https://doi.org/10.1080/20445911.2014.964719>
- Wasner, M., Nuerk, H., Martignon, L., Roesch, S., & Moeller, K. (2016). Finger gnosis predicts a unique but small part of variance in initial arithmetic performance. *Journal of Experimental Child Psychology*, 146, 1–16. <https://doi.org/10.1016/j.jecp.2016.01.006>
- Watts, T. W., Duncan, G. J., Siegler, R. S., & Davis-Kean, P. E. (2014). What's past is prologue: Relations between early mathematics knowledge and high school achievement. *Educational Researcher*, 43(7), 352–360. <https://doi.org/10.3102/0013189X14553660>
- Werner, H., & Carrison, D. (1942). Measurement and development of the finger schema in mentally retarded children: Relation of arithmetic achievement to performance on the Finger Schema Test. *The Journal of Educational Psychology*, 33(4), 252–264.
- Wylie, J., Jordan, J., & Mulhern, G. (2012). Journal of experimental child strategic development in exact calculation: Group and individual differences in four achievement subtypes. *Journal of Experimental Child Psychology*, 113(1), 112–130. <https://doi.org/10.1016/j.jecp.2012.05.005>

Zafranias, N. (2004). Piano keyboard training and the spatial – temporal development of young children attending kindergarten classes in Greece. *Early Child Development and Care*, 174(2), 199–211. <https://doi.org/10.1080/0300443032000153534>

Publisher's Note Springer Nature remains neutral with regard to jurisdictional claims in published maps and institutional affiliations.

Springer Nature or its licensor (e.g. a society or other partner) holds exclusive rights to this article under a publishing agreement with the author(s) or other rightsholder(s); author self-archiving of the accepted manuscript version of this article is solely governed by the terms of such publishing agreement and applicable law.

Authors and Affiliations

Maëlle Neveu^{1,2}  · Marie Geurten^{2,3} · Nancy Durieux¹ · Laurence Rousselle¹

Marie Geurten
mgeurten@uliege.be

Nancy Durieux
nancy.durieux@uliege.be

Laurence Rousselle
laurence.rousselle@uliege.be

¹ Research Unit for a Life-Course Perspective On Health & Education, University of Liège, Liège, Belgium

² National Fund for Scientific Research (F.R.S-FNRS), Brussels, Belgium

³ Psychology and Neuroscience of Cognition Unit, Psychology of Normal and Atypical Cognitive Development, University of Liège, Place Des Orateurs 1, 4000 Liège, Belgium