

Preliminary results on the biogeochemistry in the Mekong estuary and delta (Vietnam)

Alberto Vieira Borges¹, Yéfanlan Mathieu Koné¹, Laure-Sophie Schiettecatte¹, Bruno Delille¹, Michel Frankignoulle¹, Steven Bouillon²

Introduction

Estuaries play a significant role in the global CO₂ cycle, as they could emit about 0.43 Pg C yr⁻¹ roughly balancing the absorption of CO₂ by the ensemble of other coastal ecosystems of -0.32 Pg C yr⁻¹ (Borges 2005). However, these computations are based on a very limited number of air-water CO₂ flux estimates, in particular at tropical and subtropical latitudes (only 3 estuaries). Nevertheless, tropical regions receive about 60% of the global freshwater and organic carbon river inputs, thus, estuaries at these latitudes are expected to have a major role in the overall budget of CO₂ in the coastal and global oceans. Here, we report preliminary results from a biogeochemical study centered on CO₂ dynamics in the Mekong delta (Vietnam) that is the 10th largest river system in the world in terms of freshwater discharge.

Results & discussion

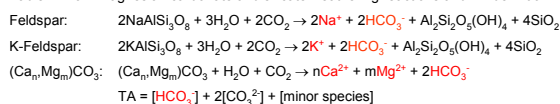
Three surveys were carried out in April 2004, October 2004 and December 2003 corresponding, respectively, to the middle of the dry season, middle of the wet season and end of the wet season (Plot 1) in the three main branches of the Mekong delta (Tien, Ham Luong and Co Chien, Plot 2). In October, freshwater was present down the mouth of the 3 main branches of the delta and in April brackish waters were observed within the 3 main branches of the delta (Plot 2).

The distinct increase of TA in April compared to the other 2 surveys (Plot 3) is related to enhanced weathering of carbonate rocks (increases of Ca²⁺ and Mg²⁺, Tables 1 & 2) and silicate rocks (increases of Na⁺ and K⁺, Tables 1 & 2).

Table 1. Average concentrations at zero salinity (mmol kg⁻¹)

	TA	Ca ²⁺	Mg ²⁺	Na ⁺	K ⁺
April	1.45	0.57	0.33	1.15	0.07
Oct	0.95	0.36	0.13	0.28	0.05
Dec	1.02	0.39	0.17	0.35	0.04

Table 2. Main magnesian carbonate and silicate weathering reactions and TA definition



Data in Table 1 also suggest slightly higher weathering of carbonate and silicate rocks in December than in October. For the 3 surveys, chemical weathering signals are inversely related to freshwater discharge, probably due to a more rapid flushing of water from soils during peak flow events.

The higher freshwater DIC values in April compared to the other 2 surveys (Plot 4) were related to higher carbonate alkalinity since freshwater pCO₂ values were actually lower in April compared to the other 2 surveys (Plot 5). This was related to a phytoplankton bloom in freshwaters consistent with higher δ¹³C DIC (Plot 6) and %O₂ (Plot 7) values and lower Si concentrations (Plot 8). As phytoplankton entered the estuary it was degraded in the region of salinities < 5 (due to haline stress on the freshwater phytoplankton communities) as shown by the increases of pCO₂ and Si (Plots 5 and 8) and decrease of %O₂ (Plot 7).

In April and December, most parameters followed dilution lines in the salinity mixing zone and the apparent scatter in trends of variables as a function of salinity was related to differences between the 3 main branches of the delta. In October, in the region of salinities > 7, a phytoplankton bloom controlled most variables as indicated by pCO₂ values close to or below atmospheric equilibrium (dotted line in plot 5) and higher δ¹³C DIC (Plot 6) and %O₂ (Plot 7) values. This was probably related to a decrease of light limitation as indicated by the much lower suspended particulate matter (SPM) values in October (average of 9.5 mg L⁻¹ for salinities > 7) than in April (average of 54.8 mg L⁻¹ for salinities > 7) and December (average of 20.2 mg L⁻¹ for salinities > 7). The extension of the salinity mixing region over the continental shelf in October (Plot 2) allowed a higher sedimentation of SPM from the surface to bottom of the water column compared to the other 2 surveys.

Values of pCO₂ in the Mekong delta (280-4110 ppm, 10°N) are close to those reported in the Mandovi-Zuari estuary (500-3500 ppm, 15°N, Sarma et al. 2001) and the Pearl River estuary (370-4800ppm, 23°N, Zhai et al. 2005) but well above those reported in Hooghly estuary (80-1520 ppm, 22°N, Mukhopadhyay et al. 2002) and the Godavari estuary (220-500 ppm, 17°N, Bouillon et al. 2003) and well below those reported in the Tana estuary (140-10,040 ppm, 8°N, Bouillon et al. 2005) and the Kidogwari estuary (500-6500 ppm, 4°S, Borges et al. 2004). Understanding the causes of such large variability of pCO₂ in tropical and subtropical estuaries is critical for reliable global estimates of sinks and sources of CO₂ in coastal ecosystems.

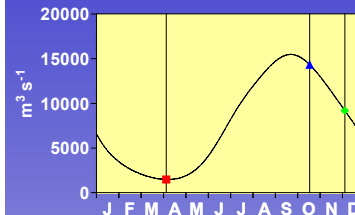
Acknowledgements

We thank the Research Institute for Aquaculture n°2 (Nguyen Van Hao, Tran Quoc Bao & Du Nguyen Nguyen), Ben Tre Fishery Department, FNRS (2.4596.01, 1.5066.03), FWO (G.0118.02), Cécile Fagnoul and Ioan Delille.

References

Borges A.V., M. Frankignoulle, B. Delille & S. Bouillon (2004) DIC dynamics in a tropical estuary (Kiddogoweni, Kenya). European Geosciences Union, 1st General Assembly, Nice, France, 25 - 30 April 2004
 Borges A. V. (2005) Do we have enough pieces of the jigsaw to integrate CO₂ fluxes in the Coastal Ocean? Estuaries 28(1): 3-27
 Bouillon S., M. Frankignoulle, F. Dehairs, B. Velimirov, A. Eiler, G. Abril, H. Etcheber, and A. V. Borges (2003) Inorganic and organic carbon biogeochemistry in the Gautami Godavari estuary (Andhra Pradesh, India) during pre-monsoon: The local impact of extensive mangrove forests. Global Biogeochemical Cycles 17(4):1114-1114 doi:10.1029/2002GB002026
 Bouillon S., F. Dehairs & A.V. Borges (2005) Biogeochemistry in the Tana estuary and delta (Northern Kenya). European Geosciences Union General Assembly, 24-29 April 2005, Vienna, Austria
 Mukhopadhyay S. K., H. Biswas, T. K. De, S. Sen, and T. K. Jana (2002) Seasonal effects on the air-water carbon dioxide exchange in the Hooghly estuary, NE coast of Gulf of Bengal, India. Journal of Environmental Monitoring 4(4):549-552
 Sarma V. S. S., M. D. Kumar, and M. Manerikar (2001) Emission of carbon dioxide from a tropical estuarine system, Goa, India. Geophysical Research Letters 28(7):1239-1242.
 Zhai, W., M. Dai, W. J. Cai, Y. Wang, and Z. Wang (2005) High partial pressure of CO₂ and its maintaining mechanism in a subtropical estuary: the Pearl River estuary, China. Marine Chemistry 93(1):21-32.

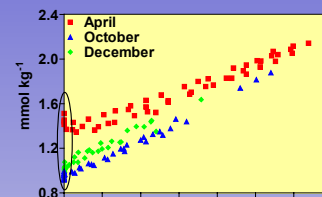
1. Climatological Freshwater discharge at My Thuan



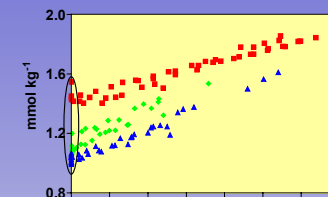
2. Salinity variations in the Mekong delta



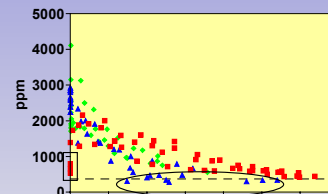
3. Total alkalinity (TA)



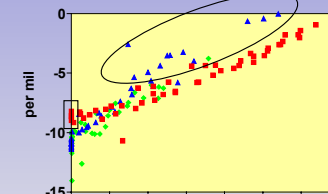
4. Dissolved inorganic carbon (DIC)



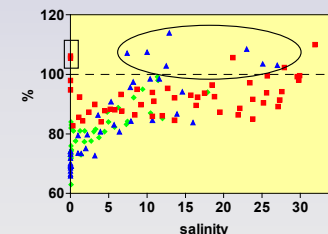
5. Partial pressure of CO₂ (pCO₂)



6. δ¹³C DIC



7. Oxygen saturation level (%O₂)



8. Silicate (Si)

