

Contribution of a Dense Population of the Brittle Star *Acrocnida brachiata* (Montagu) to the Biogeochemical Fluxes of CO₂ in a Temperate Coastal Ecosystem

Dominique Davoult · Jérôme Harlay · Franck Gentil

Received: 3 March 2009 / Revised: 5 August 2009 / Accepted: 7 August 2009
© Coastal and Estuarine Research Federation 2009

Abstract The production of organic matter and calcium carbonate by a dense population of the brittle star *Acrocnida brachiata* (Echinodermata) was calculated using demographic structure, population density, and relations between the size (disk diameter) and the ash-free dry weight (AFDW) or the calcimass. During a 2-year survey in the Bay of Seine (Eastern English Channel, France), organic production varied from 29 to 50 g_{AFDW} m⁻² year⁻¹ and CaCO₃ production from 69 to 104 g_{CaCO3} m⁻² year⁻¹. Respiration was estimated between 1.7 and 2.0 mol_{CO2} m⁻² year⁻¹. Using the molar ratio (ψ) of CO₂ released: CaCO₃ precipitated, this biogenic precipitation of calcium carbonate would result in an additional release between 0.5 and 0.7 mol_{CO2} m⁻² year⁻¹ that represented 23% and 26% of total CO₂ fluxes (sum of calcification and respiration). The results of the present study suggest that calcification in temperate shallow environments should be considered as a significant source of CO₂ to seawater and thus a potential source of CO₂ to

the atmosphere, emphasizing the important role of the biomineralization (estimated here) and dissolution (endoskeletons of dead individuals) in the carbon budget of temperate coastal ecosystems.

Keywords Calcium carbonate · Secondary production · Respiration · CO₂ fluxes · Echinoderm · Temperate

Introduction

Precipitation of biogenic calcium carbonate (CaCO₃) is nearly exclusively restricted to marine environments. It has been widely investigated in tropical ecosystems (Gattuso et al. 1996; Chisholm and Barnes 2005) and in the open ocean (Balch et al. 1992, 2007; Holligan et al. 1993; Garcia-Soto et al. 1995) but is still poorly documented for the temperate coastal ecosystems. Chave (1967) reviewed the definition of the carbonate sediments from a geologist's point of view and concluded that their distribution is not only restricted to shallow tropical waters where they characterize paleoenvironmental conditions. Moreover, he pointed out that (first), in temperate and cold-water shallow seas, some organisms are able to produce large amounts of calcium carbonates in the form of calcite, aragonite, or magnesium calcite at a high rate and (second) the enrichment of the sediment with calcium carbonates is mainly due to the biological activity of calcareous benthic communities. In the English Channel, the carbonate sediments are of two origins, Holocene and present (Reynaud et al. 1999). The description and the dating of the various carbonated fractions in the thanatocoenosis are the keys to understanding the mechanisms that are responsible for the accumulation of CaCO₃ in the sediments (Reynaud et al. 1999; Stride et al. 1999). Besides the mid- to long-term accumulation of CaCO₃ and hence of

D. Davoult (✉) · F. Gentil
UPMC Univ Paris 06,
UMR 7144 AD2M, Station Biologique de Roscoff,
BP 74,
29680 Roscoff, France
e-mail: davoult@sb-roscoff.fr

D. Davoult · F. Gentil
CNRS, UMR 7144 AD2M, Station Biologique de Roscoff,
BP 74,
29680 Roscoff, France

J. Harlay
Laboratoire d'Océanographie Chimique et Géochemie des Eaux
(LOGE), Université Libre de Bruxelles (ULB),
Campus de la Plaine, CP208, Boulevard du Triomphe,
1050 Brussels, Belgium

Carbon into the seafloor, biogenic precipitation is also responsible for the instantaneous consumption of carbonate alkalinity (Eq. 1). Due to thermodynamic equilibrium, this leads to the release of carbon dioxide (CO₂) in the surrounding water (Ware et al. 1991).



For each mole of biogenic calcium carbonate precipitated, one mole of dissolved CO₂ is released to the medium. Due to the strong buffering capacity of the dissolved carbonate system in seawater, the amount of CO₂ released by calcification is lower than suggested by the stoichiometry of Eq. 1. The *released CO₂ to precipitated carbonate* ratio (Ψ) is close to 0.6 under standard pCO₂ conditions and will increase with increasing pCO₂ and decreasing temperature (Frankignoulle 1994).

The English Channel, especially its western part, is considered to be abnormally rich in recent carbonate deposits, principally of biogenic origin (Reynaud et al. 1999), which suggests an intense contemporary benthic activity. Some estimates of biogenic production of calcium carbonate by benthic species or communities (Smith 1972; Beukema 1980, 1982; Potin et al. 1990; Migné et al. 1998; Chauvaud et al. 2003; Gollety et al. 2008) display values ranging between 10 and 1,800 g_{CaCO₃} m⁻² year⁻¹, i.e. up to the same magnitude as the estimates for the average calcification of an entire coral reef (Gattuso et al. 1998). However, few studies have to date investigated the air–sea CO₂ fluxes associated to biomineralization. Coral reefs and pelagic systems (e.g., due to coccolithophorid blooms) have shown an air–sea CO₂ disequilibrium (Gattuso et al. 1996; Buitenhuis et al. 1996) due to CO₂ release by calcification.

In addition, mollusk farming is particularly developed on numerous shores, particularly on French coasts (mainly *Mytilus edulis* and *Crassostrea gigas* cultivation), and it is assumed to generate both supplementary organic and CaCO₃ productions, then supplementary CO₂ fluxes due both to respiration and CaCO₃ precipitation processes.

Only few authors, to date, have investigated the potential acidification of the surrounding seawater by macrobenthic communities in temperate ecosystems (Migné et al. 1998; Chauvaud et al. 2003; Gollety et al. 2008). Given the diversity of species and biotopes concerned by these processes, it seems obvious that the role of temperate coastal benthic communities in the CO₂ fluxes appears largely underestimated. Most studies such as ecosystem carbon fluxes modeling generally do not take into account calcification processes and their consequences.

The purpose of this study is to investigate the role of a dense population in terms of biomass, calcimass (as the mass of calcium carbonate precipitated), organic and

CaCO₃ gross productions, and CO₂ fluxes during a 2-year survey in a temperate ecosystem. The originality of our approach is to reconsider some data obtained on the brittle star *Acrocnida brachiata* population in the Bay of Seine (Gentil and Zakardjian 1990) to demonstrate the usefulness of ancient surveys in reconstructing CO₂ fluxes in the contemporary context of ocean acidification (Caldeira and Wickett 2003). Those data were only partly published to describe the reproductive cycle of the species.

Material and Methods

The Brittle Star *Acrocnida brachiata*

The common brittle star *A. brachiata* (Montagu) (Ophiuroidea: Echinodermata) is an infaunal suspension feeder found in dense aggregations on sandy bottoms of Northern Europe (Bourgoin and Guillou 1990). The arms and the dorsal and ventral surfaces of the disk are covered in calcified scales and form a calcareous endoskeleton. *A. brachiata* has a well-defined annual reproductive cycle without a sexual pause (Bourgoin and Guillou 1990; Gentil and Zakardjian 1990). The spawning period takes place in May–June and does not coincide with the annual temperature peak (Gentil and Zakardjian 1990). Reproductive studies on the species indicate an abbreviated larval development (Muths et al. 2006), allowing young individuals to settle in the spawning zone. Bourgoin et al. (1991) described the population dynamics of the species in the Douarnenez Bay and gave information about the distribution of postlarvae, the adult density, and the growth rate. Investigations realized through four surveys (1986, 1987, 1988, and 1991) revealed that *A. brachiata* always appeared as the second or third most abundant species of the *Abra alba*–*Pectinaria koreni* muddy-fine sand community of the Bay of Seine (Thiébaud et al. 1997). More recent surveys completed in 1996, 2001, and 2006 confirmed that *A. brachiata* remained one of the dominant species of the community (unpublished data). Unfortunately, these recent surveys were carried out once during these years and did not allow us to estimate the secondary production of the population.

Sampling Procedure

Sampling was realized at 10-m depth, using ten samples of a 0.1-m² Smith-McIntyre grab, from May 1981 to September 1983, at the station A (49° 27' 12" N; 0° 1' 30" E) in the Bay of Seine (Eastern English Channel), a macrotidal estuary (Gentil et al. 1986). Samples were sieved on a 1-mm circular mesh and retained material was preserved in 10% neutral formalin.

Individual body size was measured as the diameter of the disk on the dorsal side, from the base of one arm to the opposite interradius (Guille 1964).

Determination of Size to Biomass and Calcimass Relationships

The dry weight of brittle stars was measured after a 48 h drying at 60°C, and the ash-free dry weight (calcinations during 6 h at 520°C) was measured on 166 complete individuals by subtracting the weight of ashes (i.e., the calcimass) from the dry weight.

The relationships linking the biomass (ash-free dry weight) and the calcimass (weight of ashes) to the diameter of the disk are of the form of a power law:

$$W_{(g)} = a \times D_{(mm)}^b \quad (2)$$

The biomass (g_{AFDW}) and the calcimass (g_{CaCO_3}) are given in grams (± 0.01 mg). The diameter (D) of the disk is expressed in millimeter (± 0.1 mm).

Demographic Structure

The demographic structure of the community was gathered from the separation of length–frequency distribution into component normal distributions, realized with the NORM-SEP method (Tomlison 1971) adapted by Gros and Cochard (1978). The program includes a method of smoothing histograms by a mobile averaging process and a discrimination of the overlapping Gaussian components using the method of Bhattacharya (1967).

Organic production calculation is based on mean body-weight increase (Crisp 1984), resulting from individual increase in the population between two samplings. For each cohort, the production can be calculated following Eq. 3.

$$Pr_t = \frac{(W_t - W_{t-1}) \times (N_t + N_{t-1})}{2} \quad (3)$$

where Pr_t is the integrated cohort production between times $t-1$ and t . W_t and N_t are the individual weight and the number of individuals at time t , respectively.

Estimation of CO₂ Fluxes

Calculations of the released CO₂ to precipitated carbonate ratio Ψ were achieved according to Frankignoulle et al. (1995), considering 340 ppm of mean atmospheric CO₂ in 1981–1983. Here, we hypothesized that the basin behaved as an open system with no stratification. In situ pCO₂ values and the dissolved inorganic carbonate system characteristics were averaged after Borges and Frankignoulle (2003) to fit our temporal classes (Table 1).

Table 1 *Acrocnida brachiata*: estimations of Ψ , pCO₂, and measured temperature for each period between samplings

Period	Ψ	pCO ₂ (ppm)	Temperature (°C)
May–Jun 1981	0.682	327	12.5
Jun–Jul 1981	0.664	340	15.3
Jul–Sep 1981	0.674	380	16.5
Sep–Nov 1981	0.688	381	14.8
Nov–Jan 1982	0.696	373	13.5
Jan–Mar 1982	0.720	371	10.5
Mar–May 1982	0.716	342	9.5
May–Jun 1982	0.668	327	14.0
Jun–Jul 1982	0.652	340	16.5
Jul–Aug 1982	0.642	369	19.5
Aug–Sep 1982	0.650	394	20.0
Sep–Nov 1982	0.692	381	14.5
Nov–Jan 1983	0.730	373	9.5
Jan–Mar 1983	0.744	371	8.0
Mar–May 1983	0.720	342	9.0

The annual flux of CO₂ associated with respiration has been estimated by analogy in density, size–weight relationship, and respiration rate estimated for the brittle star *Ophiothrix fragilis* ($0.00192 \text{ g}_C \text{ g}_{AFDW}^{-1} \text{ day}^{-1}$, Migné and Davoult 1997), as several authors showed that different temperate ophiuroid species, even living in different sedimentary environments, presented very close metabolic rates when expressed per gram of dry weight (Farmanfarmaian 1966; Migné and Davoult 1997 and references herein).

Results

Demographic Structure and Productions

The relationships linking the biomass (ash-free dry weight) and the calcimass (weight of ashes) to the diameter of the disk were:

$$\text{Biomass}(g_{AFDW}) = 0.00001 \times D^{3.981}, n = 166, R^2 = 0.940 \quad (4)$$

$$\text{Calcimass}(g_{CaCO_3}) = 0.00047 \times D^{2.713}, n = 166, R^2 = 0.953 \quad (5)$$

The second one is illustrated in Fig. 1.

The mean density (\pm standard deviation) of the population of *A. brachiata* reached 910 (± 315) ind m⁻². Extreme values were found in May and September 1981, respectively, 370 and 1,576 ind m⁻² (Gentil et al. 1986). The

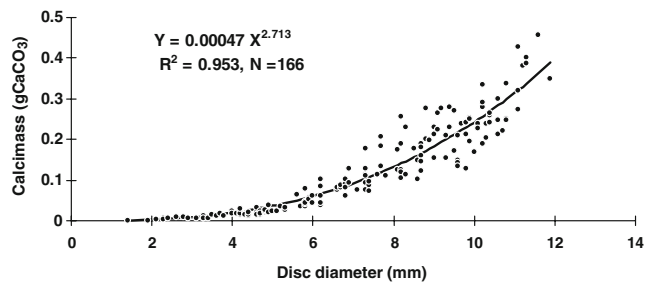


Fig. 1 Size: weight allometric relationship between Calcimass (g) and disk diameter (mm) in *Acrocnida brachiata*

histograms of size frequency indicated that the density of the population globally increased through summer and autumn when the recruitment occurred and displayed a plateau in winter. The population showed a polymodal size structure (Fig. 2), characteristic of the co-occurrence of different cohorts within the same population. The growth curves of the different cohorts (Fig. 3) were obtained from the histograms of size frequency. Recruitments appeared in July 1981, June 1982, and September 1983 and produced a new cohort. A maximum of five cohorts (1978–1982) was found in June 1982, cohort 1978 disappeared while cohort 1982 was recruited. This indicated that the mean longevity of the species could be 4 or 5 years.

The biomass and calcimass of the population were calculated from the dynamics of the species and the size–weight relationships. The average biomass was, respectively, 31.0 (± 12.11) and 28.3 (± 8.20) $\text{g}_{\text{AFDW}} \text{m}^{-2}$ and the average calcimass was, respectively, 85.1 (± 32.12) and 85.5 (± 22.04) $\text{g}_{\text{CaCO}_3} \text{m}^{-2}$ for the first and the second year of study.

The annual organic matter production was estimated to 49.8 and 29.0 $\text{g}_{\text{AFDW}} \text{m}^{-2} \text{year}^{-1}$ for the years 1981 and 1982, respectively. The annual CaCO_3 production was 104.2 and 68.5 $\text{g}_{\text{CaCO}_3} \text{m}^{-2} \text{year}^{-1}$, for year 1 and year 2, respectively.

The annual organic productivity (defined as the ratio between annual organic production and mean biomass) was 1.61 and 1.02 year^{-1} for the 2 years of survey, whereas annual CaCO_3 productivity (defined as the ratio between the annual CaCO_3 production and the mean calcimass) was 1.22 and 0.80 year^{-1} , respectively.

CO_2 Fluxes Associated to the Precipitation of Calcium Carbonate and to the Respiration

The annual molar CO_2 released in the surrounding seawater was computed from the estimated CaCO_3 productions for each period between the different samplings and from the data of Table 1. The calcification by *A. brachiata* yielded a CO_2 flux to the atmosphere of 0.7 and 0.5 $\text{mol}_{\text{CO}_2} \text{m}^{-2} \text{year}^{-1}$ during the first and the second year

of the survey, corresponding to 8.6 and 6.0 $\text{g}_{\text{C}} \text{m}^{-2} \text{year}^{-1}$. The respired CO_2 produced by the population was estimated, on the annual basis, to 2.0 and 1.7 $\text{mol}_{\text{CO}_2} \text{m}^{-2} \text{year}^{-1}$, respectively, during the 2 years of survey. When converted into carbon units, the flux of CO_2 associated to respiration accounted for 24 and 20 $\text{g}_{\text{C}} \text{m}^{-2} \text{year}^{-1}$. Based on these two calculations, the computation of the relative amount of CO_2 released during CaCO_3 precipitation represented between 23% and 26% of the total CO_2 released by *A. brachiata*.

Discussion

The variations of density strongly followed the recruitment events, which is a general feature in numerous macrobenthic species. In the case of *A. brachiata*, the density increased in late summer and autumn. Despite these fluctuations, *A. brachiata* remained one of the dominant species of the benthic community in the Bay of Seine, in terms of surface-averaged and time-averaged density and biomass (Thiébaud et al. 1997). It is more than twice the density found in Douarnenez Bay by Bourgoin et al. (1991). Maximum growth rates appeared in spring and summer as already shown by Bourgoin et al. (1991).

Annual organic production was quite important and variable from 1 year to another, which is not surprising for a species dominating a community. Similar annual organic production levels, whether in intertidal or subtidal conditions, are often observed in other dominant species of sandy communities. Indeed, annual organic productivity is of the same order of magnitude as some values estimated for macrofauna (e.g., Rouhi et al. 2008), ranging between 0.5 and 3 year^{-1} (Raffaelli and Hawkins 1999). For example, annual organic productivity of 1.28 year^{-1} , estimated for another coastal ophiuroid, *O. fragilis* (Davoult 1989), was very close to our observations.

The amount of CO_2 released during CaCO_3 precipitation is far from being negligible and represents, depending on the species, between 16% for the gastropod *Crepidula fornicata* (Martin et al. 2006) and 47% for the barnacle *Chthamalus montagui* (Gollety et al. 2008) of the total CO_2 fluxes due to both respiration and calcification. The relative amount of CO_2 released during CaCO_3 precipitation by *A. brachiata* represented between 23% and 26% of the total CO_2 produced. Such values are very close to the one estimated for the ophiuroid *O. fragilis* (30%, Migné et al. 1998).

The annual gross production of CaCO_3 was lower than some previous estimates for other calcifying coastal temperate benthic species (Migné et al. 1998; Chauvaud et al. 2003; Martin et al. 2006). It could have been slightly underestimated as our study did not take into account the possible regeneration of arms that is a common feature in

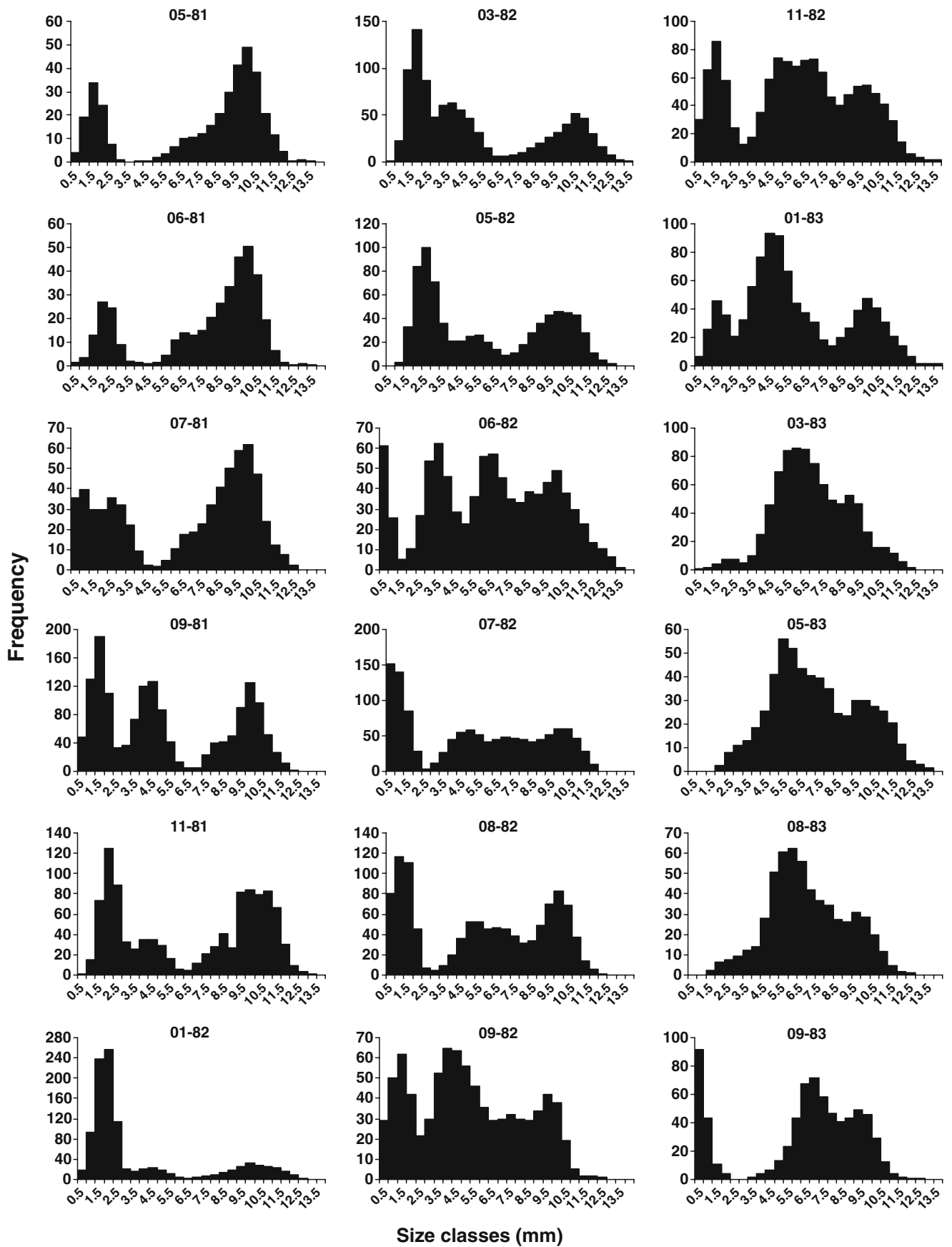


Fig. 2 Size (mm)-frequency histograms from May 1981 to September 1983 of the *A. brachiata* population

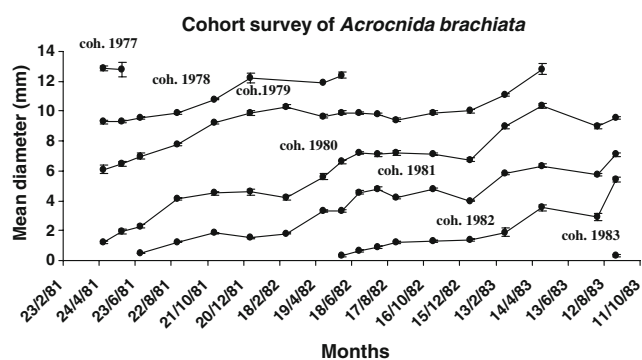


Fig. 3 Cohort growth calculated from histograms of the *A. brachiata* population from May 1981 to September 1983. Values corresponded to the mean diameter (\pm standard deviation)

ophiuroids. However, some other abundant species within the same community are also calcifying species, such as the bivalves *Phaxas (Cultellus) pellucidus*, *Abra alba*, or the echinodermata *Echinocardium cordatum* (Thiébaud et al. 1997) and calcified algae. The assemblage of such species could potentially scale the production of CaCO_3 to a higher level, in the range of the one determined previously (Migné et al. 1998; Chauvaud et al. 2003; Martin et al. 2006). Recent studies, including this one, clearly showed that numerous temperate benthic communities, if not all, seem to produce very high amounts of CaCO_3 : subtidal sandy communities (Chauvaud et al. 2003; this study), subtidal pebble communities (Migné et al. 1998), intertidal sandy/muddy communities (Beukema 1980, 1982) or intertidal rocky ones (Gollety et al. 2008), or invasive species such as the slipper limpet *C. fornicata* (Martin et al. 2006).

In the growing concern of ocean acidification (The Royal Society 2005), some recent papers pointed out the potential negative impact of lower pH and a lower saturation state with respect to calcite and aragonite on the open-ocean calcifiers, such as the coccolithophores (Riebesell et al. 2000) and pteropods (Orr et al. 2005) and some well-recognized benthic ones, like corals (Bamber 1990; Gattuso et al. 1999). However, recent studies reported scarce cases of increased calcification due to high CO_2 partial pressures, for example in the brittle star *Amphiura filiformis* (Wood et al. 2008), highlighting the complexity of the metabolic responses of organisms. The latter study however pointed out that this upregulation of calcification comes at a dramatic cost that is muscle wastage and is unlikely to be sustainable in the long term. As suggested by Shirayama and Thornton (2005) and Gazeau et al. (2007), negative effects are expected in temperate shallow benthic ecosystems where calcifying species are dominant. Such a change is able to deeply impact the carbon budget of coastal shallow areas, where more than 40% of the global CaCO_3 is produced (Milliman 1993) and affect the autotrophic/heterotrophic status of the

coastal zone at a global scale (Gattuso et al. 1998). Temperate marginal seas now act as sinks for atmospheric CO_2 , but that sink could be almost compensated locally by CO_2 fluxes from near-shore ecosystems such as estuaries and salt marsh waters (Borges et al. 2005). For example, Borges and Frankignoulle (2003) calculated that the net CO_2 flux in the English Channel is close to zero. Among the several processes, besides net ecosystem production, that could modulate the net CO_2 flux (Borges et al. 2006), Borges and Frankignoulle (2003) pointed out that intense benthic calcification, particularly dense brittle star populations (e.g., *O. fragilis*, see Migné et al. 1998) could have a significant impact on CO_2 air–sea exchange, as in tropical coral reefs (e.g., Gattuso et al. 1993).

Conclusion

Our study demonstrates that calcification process, which is a common process in shallow temperate seas, appears as a nonnegligible source of CO_2 in coastal ecosystems, even if a part of the CaCO_3 produced will be dissolved at a short timescale. Cugier et al. (2005) estimated gross phytoplanktonic primary production around $250\text{--}300 \text{ g C m}^{-2} \text{ year}^{-1}$ in the part of the Bay of Seine where this population takes place: CO_2 production both by gross calcification and respiration of the *A. brachiata* population (i.e., only one species among several calcifying ones) could then represent up to 10% of the CO_2 fixed by pelagic primary production. The example of the brittle star *A. brachiata* illustrates that numerous estimations could be easily calculated from population dynamics already realized on several calcified abundant species, natural as well as cultivated, that could contribute to reduce the relative uncertainty on CO_2 flux of several near-shore ecosystems (Borges 2005).

Acknowledgments The authors acknowledge A.V. Borges and four anonymous reviewers for their constructive comments and suggestions that greatly improved the manuscript.

References

- Balch, W.M., P.M. Holligan, and K.A. Kilpatrick. 1992. Calcification, photosynthesis and growth of the bloom-forming coccolithophore, *Emiliania huxleyi*. *Continental Shelf Research* 12: 1353–1374.
- Balch, W.M., D. Drapeau, B. Bowler, and E. Booth. 2007. Prediction of pelagic calcification rates using satellite measurements. *Deep Sea Research II* 54: 478–495.
- Bamber, R.N. 1990. The effects of acidic seawater on three species of lamellibranch molluscs. *Journal of Experimental Marine Biology and Ecology* 143: 181–191.
- Beukema, J.J. 1980. Calcimass and carbonate production by molluscs on the tidal flats in the Dutch Wadden Sea: I. The tellinid bivalve

- Macoma balthica*. *Netherland Journal of Sea Research* 14: 323–339.
- Beukema, J.J. 1982. Calcimass and carbonate production by molluscs on the tidal flats in the Dutch Wadden Sea: II. The edible cockle *Cerastoderma edule*. *Netherland Journal of Sea Research* 15: 391–405.
- Bhattacharya, C.G. 1967. A simple method of resolution of a distribution into Gaussian components. *Biometrics* 23: 115–135.
- Borges, A.V. 2005. Do we have enough pieces of the jigsaw to integrate CO₂ fluxes in the coastal ocean? *Estuaries* 28(1): 3–27.
- Borges, A.V. and M. Frankignoulle. 2003. Distribution of surface carbon dioxide and air–sea exchange in the English Channel and adjacent areas. *Journal of Geophysical Research* 108(C5): 3140. doi:10.1029/2000JC000571.
- Borges, A.V., B. Delille, and M. Frankignoulle. 2005. Budgeting sinks and sources of CO₂ in the coastal ocean: diversity of ecosystems count. *Geophysical Research Letters* 32: L14601. doi:10.1029/2005GL023053.
- Borges, A.V., L.-S. Schiettecatte, G. Abril, B. Delille, and F. Gazeau. 2006. Carbon dioxide in European coastal waters. *Estuarine, Coastal and Shelf Science* 70: 375–387.
- Bourgoin, A. and M. Guillou. 1990. Variations in the reproductive cycle of *Acrocnida brachiata* (Echinodermata: Ophiuroidea) according to environment in the Bay of Douarnenez (Brittany). *Journal of the Marine Biological Association of the United Kingdom* 70: 57–66.
- Bourgoin, A., M. Guillou, and M. Glémarec. 1991. Environmental instability and demographic variability in *Acrocnida brachiata* (Echinodermata: Ophiuroidea) in Douarnenez Bay (Brittany: France). *P.S.Z.N.I.: Marine Ecology* 12: 89–104.
- Buitenhuis, E.T., J. van Bleijswijk, D. Bakker, and M. Veldhuis. 1996. Trends in inorganic and organic carbon in a bloom of *Emiliania huxleyi* in the North Sea. *Marine Ecology Progress Series* 143: 271–282.
- Caldeira, K. and M.E. Wickett. 2003. Anthropogenic carbon and ocean pH. *Nature* 425: 365–365.
- Chauvaud, L., J.K. Thompson, J.E. Cloern, and G. Thouzeau. 2003. Clams as CO₂ generators: The *Potamocorbula amurensis* example in San Francisco Bay. *Limnology and Oceanography* 48: 2086–2092.
- Chave, K.E. 1967. Recent carbonate sediments—an unconventional view. *Journal of Geological Education* 15: 200–204.
- Chisholm, J.R.M. and D.J. Barnes. 2005. Anomalies in coral reef community metabolism and their potential importance in the reef CO₂ source-sink debate. *Proceedings of the National Academy of Sciences of the United States of America* 95: 6566–6569.
- Crisp, D. 1984. Energy flow measurements. In *Methods for the study of marine benthos*, 2nd ed, ed. N.A. Holme and A.D. McIntyre, 387. Oxford: Blackwell.
- Cugier, P., A. Menesguen, and J.F. Guillaud. 2005. Three dimensional (3D) ecological modelling of the Bay of Seine (English Channel, France). *Journal of Sea Research* 54: 104–124.
- Davoult, D. 1989. Structure démographique et production de la population d'*Ophiothrix fragilis* (Abildgaard) du détroit du Pas-de-Calais (France). Actes du VI^{ème} séminaire international sur les Echinodermes actuels et fossiles. *Vie Marine, Hors Série* 10: 116–127.
- Farmanfarmaian, A. 1966. The respiratory physiology of echinoderms. In *Physiology in Echinodermata*, ed. R.A. Booloottian, 245–265. New York: Interscience.
- Frankignoulle, M. 1994. A complete set of buffer factors for acid/base CO₂ system in seawater. *Journal of Marine Systems* 5: 111–118.
- Frankignoulle, M., M. Pichon, and J.-P. Gattuso. 1995. Aquatic calcification as a source of carbon dioxide. In *Carbon sequestration in the biosphere*, ed. M.A. Beran, 265–271. Heidelberg: Springer.
- Garcia-Soto, C., E. Fernandez, R.D. Pingree, and D.S. Harbour. 1995. Evolution and structure of a shelf coccolithophore bloom in the Western English Channel. *Journal of Plankton Research* 17: 2011–2036.
- Gattuso, J.-P., M. Pichon, B. Delesalle, and M. Frankignoulle. 1993. Community metabolism and air-sea CO₂ fluxes in a coral reef ecosystem (Moorea, French Polynesia). *Marine Ecology Progress Series* 96: 259–267.
- Gattuso, J.-P., M. Pichon, B. Delesalle, C. Canon, and M. Frankignoulle. 1996. Carbon fluxes in coral reefs. I. Lagrangian measurement of community metabolism and resulting air–sea CO₂ disequilibrium. *Marine Ecology Progress Series* 145: 109–121.
- Gattuso, J.-P., M. Frankignoulle, and R. Wollast. 1998. Carbon and carbonate metabolism in coastal aquatic ecosystems. *Annual Revue of Ecology and Systematics* 29: 405–434.
- Gattuso, J.-P., D. Allemand, and M. Frankignoulle. 1999. Photosynthesis and calcification at cellular, organismal and community levels on coral reefs: A review on interactions and control by carbonate chemistry. *American Zoologist* 39: 160–183.
- Gazeau, F., C. Quiblier, J.M. Jansen, J.-P. Gattuso, J.J. Middelburg, and C.H.R. Heip. 2007. Impact of elevated CO₂ on shellfish calcification. *Geophysical Research Letters* 34: L07603. doi:10.1029/2006GL028554.
- Gentil, F., and B. Zakardjian. 1990. Reproductive cycle of the ophiuroid *Acrocnida brachiata* (Montagu) in the Bay of Seine (English Channel). In *Echinoderm research. Proceedings of the 2nd European Conference on Echinoderms*, eds. De Ridder, Dubois, Lahaye & Jangoux, Brussels, Belgium, 18–21 September 1989. Balkema, Rotterdam, pp. 83–89.
- Gentil, F., J.-P. Irlinger, B. Elkaïm, and F. Proniewski. 1986. Premières données sur la dynamique du peuplement macrobenthique des sables fins envasés à *Abra alba* de la Baie de Seine orientale. In *La Baie de Seine—Colloque national du CNRS, Caen, 1985*, ed. L. Cabioch, 409–420. Actes colloques Ifremer 4.
- Gollety, C., F. Gentil, and D. Davoult. 2008. Secondary production, calcification and CO₂ fluxes in the cirripedes *Chthamalus montagui* and *Elminius modestus*. *Oecologia* 44: 1146–1153.
- Gros, P. and J.-C. Cochard. 1978. Biologie de *Nyctiphanes couchii* (Crustacea: Euphausiacea) dans le secteur nord du golfe de Gascogne. *Annales de l'Institut Océanographique (Paris)* 54: 25–46.
- Guille, A. 1964. Contribution à l'étude de la systématique et de l'écologie d'*Ophiothrix quinquemaculata* (Delle Chiaje). *Vie et Milieu* 15: 243–308.
- Holligan, P.M., E. Fernández, W. Aiken, W.M. Balch, P. Boyd, P.H. Burkill, M. Finch, S.B. Groom, G. Malin, K. Muller, D.A. Purdie, C. Robinson, C.C. Trees, S.M. Turner, and P. van der Wal. 1993. A biogeochemical study of the coccolithophore, *Emiliania huxleyi*, in the North Atlantic. *Global Biogeochemical Cycles* 7: 879–900.
- Martin, S., G. Thouzeau, L. Chauvaud, F. Jean, and L. Guérin. 2006. Respiration, calcification, and excretion of the invasive slipper limpet, *Crepidula fornicata* L.: Implications for carbon, carbonate and nitrogen fluxes in affected areas. *Limnology and Oceanography* 51: 1996–2007.
- Migné, A. and D. Davoult. 1997. Carbon-dioxide production and metabolic parameters in the ophiuroid *Ophiothrix fragilis*. *Marine Biology* 127: 699–704.
- Migné, A., D. Davoult, and J.-P. Gattuso. 1998. Calcium carbonate production of a dense population of the brittle star *Ophiothrix fragilis* (Echinodermata: Ophiuroidea): Role in the carbon cycle of a temperate coastal ecosystem. *Marine Ecology Progress Series* 173: 305–308.
- Milliman, J.D. 1993. Production and accumulation of calcium carbonate in the ocean: Budget of a nonsteady state. *Global Biogeochemical Cycles* 7: 927–957.

- Muths, D., D. Davoult, F. Gentil, and D. Jollivet. 2006. Incomplete cryptic speciation between intertidal and subtidal morphs of *Acrocnida brachiata* (Echinodermata: Ophiuroidea) in the North-east Atlantic. *Molecular Ecology* 15: 3303–3318.
- Orr, J.C., V.J. Fabry, O. Aumont, L. Bopp, S.C. Doney, R.A. Feely, A. Gnanadesikan, N. Gruber, A. Ishida, F. Joos, R.M. Key, K. Lindsasy, E. Maier-Reimer, R. Matear, P. Monfray, A. Mouchet, R.G. Najjar, G.-K. Plattner, K.B. Rodgers, C.L. Sabine, J.L. Sarmiento, R. Schlitzer, R.D. Slater, I.J. Totterdell, M.F. Weirig, Y. Yamanaka, and A. Yool. 2005. Anthropogenic ocean acidification over the twenty-first century and its impact on calcifying organisms. *Nature* 437: 681–686.
- Potin, P., J.Y. Floch, C. Augris, and J. Cabioch. 1990. Annual growth rate of the calcareous red alga *Lithothamnium corallinoides* in the Bay of Brest. *Hydrobiologia* 204(205): 263–267.
- Raffaelli, D. and S. Hawkins. 1999. *Intertidal ecology*. Amsterdam: Kluwer. 356 pp.
- Reynaud, J.-Y., A. Lauriat-Rage, B. Tessier, D. Neraudeau, E. Braccini, R.P. Carriol, M. Clet-Pellerin, M. Moullade, and G. Lericolais. 1999. Importations et remaniements de thanatofaunes dans les sables de la plate-forme profonde des approches occidentales de la Manche. *Oceanologica Acta* 22: 381–396.
- Riebesell, U., I. Zondervan, B. Rost, P.D. Tortell, R.E. Zeebe, and F.M.M. Morel. 2000. Reduced calcification of marine plankton in response to increased atmospheric CO₂. *Nature* 407: 364–367.
- Rouhi, A., J. Sif, P. Gillet, and B. Deutsch. 2008. Reproduction and population dynamics of *Perinereis cultrifera* (Polychaeta: Nereididae) of the Atlantic coast, El Jadida, Morocco. *Cahiers de Biologie Marine* 49: 151–160.
- Shirayama, Y. and H. Thornton. 2005. Effect of increased atmospheric CO₂ on shallow water marine benthos. *Journal of Geophysical Research* 110: C09S08.
- Smith, S.V. 1972. Production of calcium carbonate on the mainland shelf of Southern California. *Limnology and Oceanography* 17: 28–41.
- Stride, A.H., J.B. Wilson, and D. Curry. 1999. Accumulation of late Pleistocene and Holocene biogenic sands and gravels on the continental shelf between northern Scotland and western France. *Marine Geology* 159: 273–285.
- The Royal Society. 2005. *Ocean acidification due to increasing atmospheric carbon dioxide*. London: The Royal Society. Policy Report 12/05. ISBN 0 85403 617 2.
- Thiébaud, E., L. Cabioch, J.-C. Dauvin, C. Retière, and F. Gentil. 1997. Spatiotemporal persistence of the *Abra alba*–*Pectinaria koreni* muddy-fine sand community of the eastern Bay of Seine. *Journal of the Marine Biological Association of the United Kingdom* 77: 1165–1185.
- Tomlison, P.K. 1971. NORMSEP: Normal distribution separation. In *Computer programs for fish stock assessment*, ed. N.J. Abramson. FAO Fisheries Technical Papers 101.
- Ware, J.R., S.V. Smith, and M.L. Reaka-kudha. 1991. Coral reefs: sources or sinks of atmospheric CO₂? *Coral Reefs* 11: 127–130.
- Wood, H.L., J.L. Spicer, and S. Widdicombe. 2008. Ocean acidification may increase calcification, but at a cost. *Proceedings of the Royal Society B. Biological Sciences* 275: 1767–1773.