



## IMA Commission on New Minerals, Nomenclature and Classification (CNMNC) – Newsletter 82

Ferdinando Bosi<sup>1,\*</sup>, Frédéric Hatert<sup>2,\*\*</sup>, Marco Pasero<sup>3,\*\*</sup>, and Stuart J. Mills<sup>4,\*\*\*</sup>

<sup>1</sup>Dipartimento di Scienze della Terra, Sapienza Università di Roma,  
Piazzale Aldo Moro 5, 00185 Rome, Italy

<sup>2</sup>Laboratoire de Minéralogie, Université de Liège, Bâtiment B18,  
Sart Tilman, 4000 Liège, Belgium

<sup>3</sup>Dipartimento di Scienze della Terra, Università di Pisa,  
Via Santa Maria 53, 56126 Pisa, Italy

<sup>4</sup>Gallery of Natural Art, P.O. Box 830460, Richardson, TX 75083, USA

\*Chair, CNMNC

\*\*Vice-Chair, CNMNC

\*\*\*Secretary, CNMNC

**Correspondence:** Marco Pasero (marco.pasero@unipi.it)

Published: 9 December 2024

The information given here is provided by the IMA Commission on New Minerals, Nomenclature and Classification for comparative purposes and as a service to mineralogists working on new species.

Each mineral is described in the following format:

- Mineral name, if the authors agree on its release prior to the full description appearing in press
- Chemical formula (ideal formula)
- Mineral symbol
- Type locality
- Full authorship of proposal
- E-mail address of corresponding author
- Relationship to other minerals
- Crystal system, Space group; Structure determined, yes or no
- Unit-cell parameters
- Strongest lines in the X-ray powder diffraction pattern
- Type specimen repository and specimen number

– Citation details for the mineral prior to publication of full description

Citation details concern the fact that this information will be published in the *European Journal of Mineralogy* on a routine basis, as well as being added month by month to the Commission's website. It is still a requirement for the authors to publish a full description of the new mineral.

No other information will be released by the commission.

### 1 New mineral proposals approved in October 2024

IMA no. 2024-008a

Wangyanite

PdNi<sub>8</sub>S<sub>8</sub>

Wyn

J-M (Johns-Manville) Reef, Stillwater Co., Montana, USA

Chen Chen, Haiyang Xian, M. Christopher Jenkins, Zhuosen Yao, Yiping Yang, Xiaoju Lin, Shan Li, Jiaxin Xi, Yuhuan Yuan, Jianxi Zhu\*, and Hongping He

\* E-mail: zhujx@gig.ac.cn

Closely related to pentlandite

Cubic:  $Fm\bar{3}m$ ; structure determined

$a = 10.117(1) \text{ \AA}$

5.846(70), 3.047(70), 1.949(31), 1.264(41), 3.577(31), 2.923(100), 2.320(19), 1.033(17)

Type material is deposited in the collections of the Yifu Museum, China University of Geosciences, No. 388 Lumo Road, Wuhan 430074, People's Republic of China, catalogue number SW-JM1569108

How to cite: Chen, C., Xian, H., Jenkins, M. C., Yao, Z., Yang, Y., Lin, X., Li, S., Xi, J., Yuan, Y., Zhu, J., and He, H.: Wangyanite, IMA 2024-008a, in: CNMNC Newsletter 82, Eur. J. Mineral., 36, <https://doi.org/10.5194/ejm-36-1005-2024>, 2024.

#### IMA no. 2024-035

Dubińskaite

$\text{Ca}_4\text{Sc}_2\text{Al}_4[\text{Be}_2\text{Si}_8\text{O}_{30}](\text{OH})_2$

Dub

Ca. 1 km west of the village Jordanów Śląski, ca. 30 km south of Wrocław, Lower Silesia, Poland (50°52'16" N, 16°50'18" E)

Marcin Stachowicz, Jakub Kotowski, Krzysztof Nejbert, Adam Szuskiewicz, Krzysztof Woźniak, and Adam Pieczka\*

\* E-mail: [pieczka@agh.edu.pl](mailto:pieczka@agh.edu.pl)

Structurally related to the minerals of the axinite group

Triclinic:  $P\bar{1}$ ; structure determined

$a = 7.2469(5)$ ,  $b = 9.1246(5)$ ,  $c = 9.0102(5)$  Å,  
 $\alpha = 92.350(4)$ ,  $\beta = 98.558(5)$ ,  $\gamma = 77.132(5)^\circ$   
 3.496(69), 3.135(77), 3.035(25), 2.974(20), 2.882(36),  
 2.828(100), 2.180(27), 2.169(26)

Type material is deposited in the collections of the Mineralogical Museum, University of Wrocław, Cybulskiego 30, 50-205 Wrocław, Poland, catalogue number MMUWr IV8120

How to cite: Stachowicz, M., Kotowski, J., Nejbert, K., Szuskiewicz, A., Woźniak, K., and Pieczka, A.: Dubińskaite, IMA 2024-035, in: CNMNC Newsletter 82, Eur. J. Mineral., 36, <https://doi.org/10.5194/ejm-36-1005-2024>, 2024.

#### IMA no. 2024-044

Vanadoakasakaite-(Ce)

$\text{CaCe}(\text{V}^{3+}\text{AlMn}^{2+})(\text{Si}_2\text{O}_7)(\text{SiO}_4)\text{O}(\text{OH})$

Vak-Ce

Mogurazawa mine, Hishimachi, Kiryu, Gunma Prefecture, Japan (36°26'23" N, 139°22'59" E)

Mariko Nagashima\*, Daisuke Nishio-Hamane, Masayuki Ohnishi, and Akira Harada

\* E-mail: [nagashim@yamaguchi-u.ac.jp](mailto:nagashim@yamaguchi-u.ac.jp)

Epidote supergroup

Monoclinic:  $P2_1/m$ ; structure determined

$a = 8.9089(3)$ ,  $b = 5.7390(2)$ ,  $c = 10.1212(4)$  Å,  
 $\beta = 113.616(4)^\circ$

3.517(44), 2.910(22), 2.908(100), 2.870(37), 2.722(33),  
 2.707(36), 2.623(53), 2.592(28)

Type material is deposited in the collections of the National Museum of Nature and Science, 4-1-1 Amakubo, Tsukuba, Ibaraki 305-0005, Japan, specimen number NSM-M52312

How to cite: Nagashima, M., Nishio-Hamane, D., Ohnishi, M., and Harada, A.: Vanadoakasakaite-(Ce), IMA 2024-044, in: CNMNC Newsletter 82, Eur. J. Mineral., 36, <https://doi.org/10.5194/ejm-36-1005-2024>, 2024.

#### IMA no. 2024-047

Friisite

$\text{Pb}_8\text{Al}_3\text{Si}_8\text{O}_{27}\text{Cl}_3$

Fii

Långban deposit, Filipstad district, Värmland, Sweden (59.85° N, 14.26° E; 215 m a.s.l.)

Dan Holtstam\*, Fernando Cámara, and Andreas Karlsson

\* E-mail: [dan.holtstam@nrm.se](mailto:dan.holtstam@nrm.se)

Structurally related to jagoite

Hexagonal:  $P\bar{6}2c$ ; structure determined

$a = 8.5955(1)$ ,  $c = 23.4092(2)$  Å  
 5.848(31), 5.375(20), 4.040(96), 3.680(40), 3.463(10),  
 2.886(21), 2.795(20), 2.483(35)

Type material is deposited in the collections of the Department of Geosciences, Swedish Museum of Natural History, Box 50007, SE-10405 Stockholm, Sweden, collection number GEO-NRM #19610234

How to cite: Holtstam, D., Cámara, F., and Karlsson, A.: Friisite, IMA 2024-047, in: CNMNC Newsletter 82, Eur. J. Mineral., 36, <https://doi.org/10.5194/ejm-36-1005-2024>, 2024.

#### IMA no. 2024-048

Olgafrankite

$\text{Ni}_3\text{Ge}$

Ofk

Dzhaltul intrusion, Siberian platform, 200 km south of the Noril'sk ore region, Russia (67°13'21.0" N, 88°25'13.6" E)

Oleg S. Vereshchagin\*, Maya O. Khmel'nitskaya, Albina G. Kopylova, Yulia V. Solov'eva, Maria G. Krzhizhanovskaya, Anatoly V. Kasatkin, Liudmila A. Gorelova, Natalia S. Vlasenko, and Sergey N. Britvin

\* E-mail: [oleg-vereschagin@yandex.ru](mailto:oleg-vereschagin@yandex.ru)

Perovskite supergroup

Cubic:  $Pm\bar{3}m$ ; structure determined

$a = 3.5784(2)$  Å  
 2.066(100), 1.789(38), 1.265(15), 1.079(20), 1.033(5)

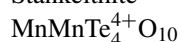
Type material is deposited in the collections of the Mineralogical Museum, Department of Mineralogy, St. Petersburg

State University, Universitetskaya Emb. 7/9, 199034 St. Petersburg, Russia, catalogue number 1/20138 (holotype), and the Fersman Mineralogical Museum, Russian Academy of Sciences, Leninsky Pr. 18-2, 119071 Moscow, Russia, registration number 6156/1 (anthropotype)

How to cite: Vereshchagin, O. S., Khmel'nitskaya, M. O., Kopylova, A. G., Solov'eva, Y. V., Krzhizhanovskaya, M. G., Kasatkin, A. V., Gorelova, L. A., Vlasenko, N. S., and Britvin, S. N.: Olgafrankite, IMA 2024-048, in: CNMNC Newsletter 82, Eur. J. Mineral., 36, <https://doi.org/10.5194/ejm-36-1005-2024>, 2024.

#### IMA no. 2024-049

Stankeithite



Stnk

Moctezuma mine, Moctezuma, Sonora, Mexico (29°48' N, 109°40' W)

Hexiong Yang\*, Xiangping Gu, Robert A. Jenkins, Ronald B. Gibbs, and Robert T. Downs

\* E-mail: [hyang@arizona.edu](mailto:hyang@arizona.edu)

The MnMn analogue of denningite

Tetragonal:  $P4_2/nbc$ ; structure determined

$$a = 8.7694(4), c = 12.9687(8) \text{ \AA}$$

4.380(96), 3.357(100), 3.090(78), 2.610(82), 2.021(82), 1.893(35), 1.743(36), 1.518(51)

Type material is deposited in the collections of the University of Arizona Alfie Norville Gem and Mineral Museum, 115 N Church Ave Ste 121, Tucson, AZ 85701, USA, catalogue no. 22738 (holotype), and the RRUFF Project, deposition no. R240009 (cotype)

How to cite: Yang, H., Gu, X., Jenkins, R. A., Gibbs, R. B., and Downs, R. T.: Stankeithite, IMA 2024-049, in: CNMNC Newsletter 82, Eur. J. Mineral., 36, <https://doi.org/10.5194/ejm-36-1005-2024>, 2024.

#### IMA no. 2024-050

Marsaalamite-(Y)



Maa-Y

In highly evolved F-rich granite, Um Safi area, central Eastern Desert, Egypt

Nasser Mourad Mahdy\*, Martin Ondrejka, Peter Bačík, Cristian Biagioni, Jiří Sejkora, Pavel Uher, Martin Števkó, Hans-Jürgen Förster, and Tomáš Mikuš

\* E-mail: [nassermahdy91@yahoo.com](mailto:nassermahdy91@yahoo.com)

Isotypic with synthetic Y(MoO<sub>4</sub>)F

Monoclinic:  $P2_1/c$

$$a = 5.1863(7), \quad b = 12.3203(11), \quad c = 6.6953(7) \text{ \AA}, \\ \beta = 114.173(8)^\circ$$

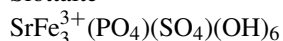
6.162(22), 4.465(45), 3.793(70), 3.248(38), 3.126(100), 2.839(35), 2.570(34), 1.945(32)

Type material is deposited in the collections of the Museo di Storia Naturale, Università di Pisa, Via Roma 79, 56011 Calci (PI), Italy, catalogue number 20074

How to cite: Mahdy, N. M., Ondrejka, M., Bačík, P., Biagioni, C., Sejkora, J., Uher, P., Števkó, M., Förster, H.-J., and Mikuš, T.: Marsaalamite-(Y), IMA 2024-050, in: CNMNC Newsletter 82, Eur. J. Mineral., 36, <https://doi.org/10.5194/ejm-36-1005-2024>, 2024.

#### IMA no. 2024-051

Slottaite



Soi

Clara mine, Oberwolfach mining area, Wolfach, Schwarzwald, Baden-Württemberg, Germany (48°22'46" N, 8°13'44" E)

Jakub Plášil, Anatoly V. Kasatkin\*, Gwladys Steciuk, Vladislav V. Gurzhiy, Atali A. Agakhanov, Marina F. Viggasina, and Dmitriy I. Belakovskiy

\* E-mail: [anatoly.kasatkin@gmail.com](mailto:anatoly.kasatkin@gmail.com)

Alunite supergroup

Trigonal:  $R\bar{3}m$ ; structure determined

$$a = 7.2817(3), c = 16.8198(3) \text{ \AA}$$

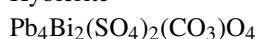
5.906(90), 3.640(36), 3.099(21), 3.054(100), 2.247(37), 1.968(25), 1.820(25), 1.487(18)

Type material is deposited in the collections of the Fersman Mineralogical Museum, Russian Academy of Sciences, Leninsky Pr. 18-2, 119071 Moscow, Russia, registration number 6155/1

How to cite: Plášil, J., Kasatkin, A. V., Steciuk, G., Gurzhiy, V. V., Agakhanov, A. A., Viggasina, M. F., and Belakovskiy, D. I.: Slottaite, IMA 2024-051, in: CNMNC Newsletter 82, Eur. J. Mineral., 36, <https://doi.org/10.5194/ejm-36-1005-2024>, 2024.

#### IMA no. 2024-052

Hyblerite



Hyi

Clara mine, Oberwolfach mining area, Wolfach, Schwarzwald, Baden-Württemberg, Germany (48°22'46" N, 8°13'44" E)

Jakub Plášil, Anatoly V. Kasatkin\*, Radek Škoda, Vladislav V. Gurzhiy, Atali A. Agakhanov, and Carsten Slotta

\* E-mail: [anatoly.kasatkin@gmail.com](mailto:anatoly.kasatkin@gmail.com)

New structure type

Orthorhombic:  $Cmcm$ ; structure determined

$$a = 5.5228(9), b = 14.265(2), c = 17.797(2) \text{ \AA}$$

6.624(32), 3.901(25), 3.365(40), 3.082(100), 2.970(36), 2.803(37), 2.64(45), 2.285(21)

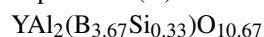
Type material is deposited in the collections of the Fersman Mineralogical Museum, Russian Academy of Sciences, Leninsky Pr. 18-2, 119071 Moscow, Russia, registration number 6153/1

How to cite: Plášil, J., Kasatkin, A. V., Škoda, R., Gurzhiy, V. V., Agakhanov, A. A., and Slotta, C.: Hyblerite, IMA 2024-052, in: CNMNC Newsletter 82, Eur. J. Mineral., 36, <https://doi.org/10.5194/ejm-36-1005-2024>, 2024.

## 2 New mineral proposals approved in November 2024

### IMA no. 2024-046

Peprossiite-(Y)



Pep-Y

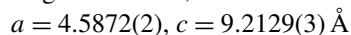
Dorozhniy pegmatite, left bank of the Kukurt river, 45 km east of Murghab, eastern Pamir, Badakhshan Mountainous Autonomous Region, Tajikistan (38°18'44" N, 74°24'38" E; 4525 m a.s.l.)

Mirak A. Mirakov, Leonid A. Pautov, Artem S. Borisov, Oleg I. Siidra\*, Elena S. Zhitova, Vladimir Y. Karpenko, Saymudasiri Makhmadsharif, and Manuchekhr A. Shodibekov

\* E-mail: siidra@mail.ru

The Y analogue of peprossiite-(Ce)

Trigonal:  $P\bar{3}1m$ ; structure determined



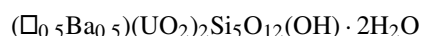
9.22(46), 4.02(42), 3.655(100), 3.011(74), 2.432(27), 2.297(22), 1.991(24), 1.836(22)

Type material is deposited in the collections of the Fersman Mineralogical Museum, Russian Academy of Sciences, Leninsky Pr. 18-2, 119071 Moscow, Russia, registration number 6139/1

How to cite: Mirakov, M. A., Pautov, L. A., Borisov, A. S., Siidra, O. I., Zhitova, E. S., Karpenko, V. Y., Makhmadsharif, S., and Shodibekov, M. A.: Peprossiite-(Y), IMA 2024-046, in: CNMNC Newsletter 82, Eur. J. Mineral., 36, <https://doi.org/10.5194/ejm-36-1005-2024>, 2024.

### IMA no. 2024-053

Barronite



Barr

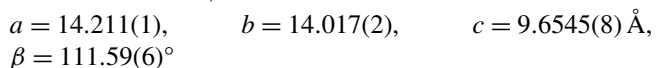
Menzenschwand/Krunkelbach deposit, Black Forest Mts. (Schwarzwald), Baden-Württemberg, Germany (47°50'19.60" N, 8°02'43.38" E)

Jakub Plášil\*, Gwladys Steciuk, Radek Škoda, Jiří Sejkora, Zdeněk Dolníček, Nicolas Meisser, Stefan Ansermet, and Carsten Slotta

\* E-mail: plasil@fzu.cz

Structurally related to weeksite

Monoclinic:  $C2/m$ ; structure determined



8.96(63), 7.10(100), 5.564(44), 3.842(23), 3.550(45), 3.299(32), 3.175(31), 2.915(37)

Cotype material is deposited in the collections of the Department of Mineralogy and Petrology, National Museum, Cirkusová 1740, 19300 Praha 9, Czech Republic, catalogue number PIP27/2024, and the Muséum Cantonal des Sciences Naturelles (Naturéum), Département de Géologie, Université de Lausanne, Anthropole, Dorigny, 1015 Lausanne, Switzerland, catalogue number MGL 087280

How to cite: Plášil, J., Steciuk, G., Škoda, R., Sejkora, J., Dolníček, Z., Meisser, N., Ansermet, S., and Slotta, C.: Barronite, IMA 2024-053, in: CNMNC Newsletter 82, Eur. J. Mineral., 36, <https://doi.org/10.5194/ejm-36-1005-2024>, 2024.

### IMA no. 2024-054

Fluormacraeite



Fmacr

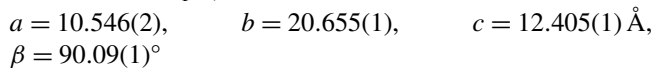
On the dumps of the Lindner mine, Plößberg-Wildenau pegmatite, Plößberg, Tirschenreuth District, Upper Palatinate, Bavaria, Germany

Ian E. Grey\*, Anthony R. Kampf, Stephanie Boer, Rupert Hochleitner, Christian Rewitzer, William G. Mumme, Nicholas C. Wilson, and Cameron J. Davidson

\* E-mail: ian.grey@csiro.au

Paulkerrite group

Monoclinic:  $P2_1/c$ ; structure determined



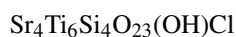
10.25(74), 7.49(66), 6.21(84), 5.208(47), 3.735(61), 3.142(100), 3.023(51), 2.884(78)

Type material is deposited in the collections of the Mineralogical State Collection (SNSB), Theresienstrasse 41, 80333 Munich, Germany, registration number MSM38573 (holotype), and the Natural History Museum of Los Angeles County, 900 Exposition Boulevard, Los Angeles, CA 90007, USA, catalogue number 76422 (cotype)

How to cite: Grey, I. E., Kampf, A. R., Boer, S., Hochleitner, R., Rewitzer, C., Mumme, W. G., Wilson, N. C., and Davidson, C. J.: Fluormacraeite, IMA 2024-054, in: CNMNC Newsletter 82, Eur. J. Mineral., 36, <https://doi.org/10.5194/ejm-36-1005-2024>, 2024.

### IMA no. 2024-056

Amaterasuite



Asu

Osayama mountain area, Osa-osakabe, Niimi, Okayama Prefecture, Kibi Province, Japan (35°05'38" N, 133°33'01" E)  
Daisuke Nishio-Hamane\*, Mariko Nagashima, Masayuki Ohnishi, Norimasa Shimobayashi, Takashi Matsumoto, and Mitsuo Tanabe

\* E-mail: hamane@issp.u-tokyo.ac.jp

New structure type

Orthorhombic: *Fddd*; structure determined

$a = 5.8603(3)$ ,  $b = 20.4616(7)$ ,  $c = 33.281(1)$  Å  
3.341(67), 3.228(63), 3.165(100), 2.886(60), 2.741(56),  
2.668(56), 2.591(53), 2.222(93)

Type material is deposited in the collections of the National Museum of Nature and Science, Tsukuba, Ibaraki 305-0005, Japan, specimen number NSM-M52596

How to cite: Nishio-Hamane, D., Nagashima, M., Ohnishi, M., Shimobayashi, N., Matsumoto, T., and Tanabe, M.: Amaterasuite, IMA 2024-056, in: CNMNC Newsletter 82, Eur. J. Mineral., 36, <https://doi.org/10.5194/ejm-36-1005-2024>, 2024.

#### IMA no. 2024-057

Nioboixiolite-(Fe<sup>3+</sup>)

(Nb<sub>0.5</sub>Fe<sub>0.5</sub><sup>3+</sup>)O<sub>2</sub>  
Nbix-Fe<sup>3+</sup>

“In den Dellen” (Zieglowski) pumice quarry, 1.5 km north-east of Mendig, Laach Lake (Laacher See) volcano, Eifel region, Rhineland-Palatinate, Germany (50°23'40" N, 7°17'12" E)

Nikita V. Chukanov\*, Natalia V. Zubkova, Igor V. Pekov, Anatoly V. Kasatkin, Atali A. Agakhanov, Bernd Ternes, Willi Schüller, and Sergey N. Britvin

\* E-mail: nikchukanov@yandex.ru

Columbite supergroup

Orthorhombic: *Pbcn*; structure determined

$a = 4.6578(6)$ ,  $b = 5.6230(7)$ ,  $c = 5.0182(5)$  Å  
3.586(29), 2.917(100), 2.503(18), 2.170(18), 2.056(15),  
1.738(22), 1.689(26), 1.515(15)

Type material is deposited in the collections of the Fersman Mineralogical Museum, Russian Academy of Sciences, Leninsky Pr. 18-2, 119071 Moscow, Russia, registration number 6169/1

How to cite: Chukanov, N. V., Zubkova, N. V., Pekov, I. V., Kasatkin, A. V., Agakhanov, A. A., Ternes, B., Schüller, W., and Britvin, S. N.: Nioboixiolite-(Fe<sup>3+</sup>), IMA 2024-057, in: CNMNC Newsletter 82, Eur. J. Mineral., 36, <https://doi.org/10.5194/ejm-36-1005-2024>, 2024.

#### IMA no. 2024-058

Rotemite

Ca<sub>4</sub>Cr<sub>2</sub>(OH)<sub>12</sub>Cl<sub>2</sub> · 4H<sub>2</sub>O

Rot

Northwestern part of the Halamish quarry, Hatrurim complex, Negev desert, Israel (31°10'06.6" N, 35°17'30.3" E)

Katarzyna Skrzyńska\*, Biljana Krüger, Rafał Juroszek, Georgia Cametti, Anna Pakhomova, Grzegorz Kaproń, Irina Galuskina, Yevgeny Vapnik, Krzysztof Woźniak, and Evgeny V. Galuskin

\* E-mail: katarzyna.skrzynska@us.edu.pl

Hydrotalcite supergroup

Trigonal: *R $\bar{3}c$* ; structure determined

$a = 5.7944(2)$ ,  $c = 46.69(4)$  Å  
7.78(100), 3.888(19), 3.798(13), 2.890(27), 2.319(13),  
2.300(6), 2.115(8), 1.668(7)

Type material is deposited in the collections of the Earth and Man National Museum, Cherni Vrah Blvd. 4, 1421 Sofia, Bulgaria, catalogue number 40450

How to cite: Skrzyńska, K., Krüger, B., Juroszek, R., Cametti, G., Pakhomova, A., Kaproń, G., Galuskina, I., Vapnik, Y., Woźniak, K., and Galuskin, E. V.: Rotemite, IMA 2024-058, in: CNMNC Newsletter 82, Eur. J. Mineral., 36, <https://doi.org/10.5194/ejm-36-1005-2024>, 2024.

#### IMA no. 2024-059

Fuyuanite

Mg<sub>7</sub>Nb<sub>6</sub>O<sub>18</sub>(OH)<sub>8</sub>

Fuy

Bayan Obo polymetallic deposit, northern margin of the North China Craton (NCC), China (41°48'08" N, 109°54'50" E)

Haidong She, Hongrui Fan\*, Yunxiang Zhan, Xiangping Gu, Xiaochun Li, Kuifeng Yang, and Qiwei Wang

\* E-mail: fanhr@mail.iggcas.ac.cn

Loose chemical relations with oboniobite

Trigonal: *P $\bar{3}$* ; structure determined

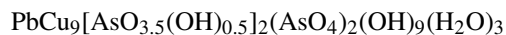
$a = 10.7174(5)$ ,  $c = 4.7110(2)$  Å  
5.373(29), 4.693(68), 4.205(38), 3.524(66), 2.811(100),  
2.581(62), 2.259(72), 1.738(61)

Type material is deposited in the collections of the Geological Museum of China, No. 15, Yangrou Hutong, Xicheng District, 100034 Beijing, People's Republic of China, catalogue number GMCTM2024008 (holotype), and the Geology Museum, Institute of Geology and Geophysics, Chinese Academy of Sciences, No. 19, Beitucheng Western Road, Chaoyang District, 100029 Beijing, People's Republic of China, catalogue number M8239

How to cite: She, H., Fan, H., Zhan, Y., Gu, X., Li, X., Yang, K., and Wang, Q.: Fuyuanite, IMA 2024-059, in: CNMNC Newsletter 82, Eur. J. Mineral., 36, <https://doi.org/10.5194/ejm-36-1005-2024>, 2024.

#### IMA no. 2024-061

Zanelliite



Znl

On the dumps of the Grosses Chalttal deposit, Mürttschalp district, Glarus, Switzerland (47°04'10.12" N, 9°11'24.01" E)

Cristian Biagioni\*, Philippe Roth, Julien Reynes, Martin Robyr, and Nicolas Meisser

\* E-mail: cristian.biagioni@unipi.it

New structure type

Monoclinic:  $C2/c$ ; structure determined

$a = 39.395(7)$ ,  $b = 5.5563(9)$ ,  $c = 10.537(2)$  Å,  
 $\beta = 95.109(6)^\circ$

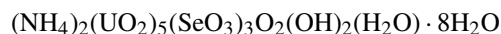
19.7(vs), 4.86(s), 4.48(m), 4.28(m), 3.777(m), 2.964(s), 2.708(s), 2.569(m)

Cotype material is deposited in the collections of the Museum Cantonal des Sciences Naturelles (Naturéum), Département de Géologie, Université de Lausanne, Anthropole, Dorigny, 1015 Lausanne, Switzerland, catalogue number MGL 087285, and the Museo di Storia Naturale, Università di Pisa, Via Roma 79, Calci (PI), Italy, catalogue number 20077

How to cite: Biagioni, C., Roth, P., Reynes, J., Robyr, M., and Meisser, N.: Zanelliite, IMA 2024-061, in: CNMNC Newsletter 82, Eur. J. Mineral., 36, <https://doi.org/10.5194/ejm-36-1005-2024>, 2024.

### IMA no. 2024-062

Amurselite



Amu

Burro mine, Slick Rock district, San Miguel Co., Colorado, USA (38°02'42" N, 108°53'22" W)

Anthony R. Kampf\*, Travis A. Olds, Christopher Emproto, Chi Ma, and Joe Marty

\* E-mail: akampf@nhm.org

New structure type

Triclinic:  $P\bar{1}$ ; structure determined

$a = 8.598(3)$ ,  $b = 9.088(3)$ ,  $c = 11.071(4)$  Å,  $\alpha = 83.644(7)$ ,  $\beta = 68.776(7)$ ,  $\gamma = 79.940(8)^\circ$

8.077(100), 4.063(16), 3.532(42), 3.258(52), 2.937(24), 2.681(17), 2.082(13), 1.755(18)

Type material is deposited in the collections of the Natural History Museum of Los Angeles County, 900 Exposition Boulevard, Los Angeles, CA 90007, USA, catalogue number 76444

How to cite: Kampf, A. R., Olds, T. A., Emproto, C., Ma, C., and Marty, J.: Amurselite, IMA 2024-062, in: CNMNC Newsletter 82, Eur. J. Mineral., 36, <https://doi.org/10.5194/ejm-36-1005-2024>, 2024.

## 3 Other issues

### 3.1 Revised formula for peprossiite-(Ce)

In the IMA List of Minerals the current formula of peprossiite-(Ce),  $(\text{Ce},\text{La})(\text{Al}_3\text{O})_{2/3}\text{B}_4\text{O}_{10}$ , is not charge-balanced. Following the approval of the new mineral peprossiite-(Y) (IMA 2024-046; this Newsletter) and the re-examination of the latest analytical data on holotype peprossiite-(Ce) (*American Mineralogist*, 85, 586–593, 2000), it was agreed to modify the formula to  $\text{CeAl}_2(\text{B}_{3.67}\text{Si}_{0.33})\text{O}_{10.67}$ .

### 3.2 Revised mineral symbols

After the approval of the new mineral nioboixiolite-( $\text{Fe}^{3+}$ ) (IMA 2024-057; this Newsletter), for which the symbol Nbix- $\text{Fe}^{3+}$  is adopted, it was agreed that all minerals including an extended Levinson suffix in their name should contain the same suffix in the symbol. Accordingly, the symbol for three newly approved minerals is modified as follows:

- ixiolite-( $\text{Fe}^{2+}$ ) – new symbol Ix- $\text{Fe}^{2+}$  (old symbol Ix-Fe changed)
- ixiolite-( $\text{Mn}^{2+}$ ) – new symbol Ix- $\text{Mn}^{2+}$  (old symbol Ix-Mn changed)
- nioboixiolite-( $\text{Mn}^{2+}$ ) – new symbol Nbix- $\text{Mn}^{2+}$  (old symbol Nbix-Mn changed)

This is an executive decision taken by the CNMNC officers.