




special: A Python package for the spectral characterization of directly imaged low-mass companions

Valentin Christiaens ¹

¹ Space sciences, Technologies & Astrophysics Research Institute, Université de Liège, Belgium

DOI: [10.21105/joss.04456](https://doi.org/10.21105/joss.04456)

Software

- [Review](#) 
- [Repository](#) 
- [Archive](#) 

Editor: [Dan Foreman-Mackey](#) 

Reviewers:

- [@QuentChangeat](#)
- [@jgagneastro](#)

Submitted: 24 May 2022

Published: 10 October 2022

License

Authors of papers retain copyright and release the work under a Creative Commons Attribution 4.0 International License ([CC BY 4.0](#)).

Summary

Recent technological progress in high-contrast imaging has allowed the spectral characterization of directly imaged giant planet and brown dwarf companions at ever shorter angular separation from their host stars, hence opening a new avenue to study their formation, evolution, and composition. In this context, `special` is a Python package that was developed to provide the tools to analyse the low- to medium-resolution optical/IR spectra of these directly imaged low-mass companions.

Statement of need

`special` provides a number of tools for the analysis of spectra from any (sub)stellar object, regardless of the observational method used to obtain the spectra (direct imaging or not) and the format of the spectra (multi-band photometry, low-resolution or medium-resolution spectrum, or a combination thereof). Although implemented with the characterization of directly imaged substellar companions in mind, the main routines in `special` (e.g. Bayesian retrieval of model parameters through MCMC or nested samplers, or best-fit template search) can also be applied to the spectrum of any type of object, provided a relevant grid of models or library of templates for the fit.

`special` shares similar basic utilities as offered in `splat` ([Burgasser & Splat Development Team, 2017](#)), such as dereddening, spectral indices calculation, model grid fitting through MCMC and template fitting. However, a number of features are currently unique to `special`, such as (i) Bayesian inference through nested samplers; (ii) inclusion of non-grid parameters for model fits (e.g. extinction, extra blackbody components, specific emission lines); (iii) inclusion of relative extinction and flux scaling, and handling of spectral coverage mismatches when searching for the best-fit template in a library; (iv) empirical estimation of spectral correlation between channels of an integral field spectrograph, which is relevant to the directly imaged companions for which uncertainties in the spectrum capture correlated residual speckle noise ([Greco & Brandt, 2016](#)); and (v) compatibility of all `special` fitting routines with combined spectra (i.e. obtained with multiple instruments with potentially different resolving powers or photometric filters).

The main available features of the package are listed below:

- calculation of the spectral correlation between channels of an integral field spectrograph (IFS) datacube ([Delorme et al., 2017](#); [Greco & Brandt, 2016](#));
- calculation of empirical spectral indices for MLT-dwarfs ([Allers et al., 2007](#); [Gorlova et al., 2003](#); [Slesnick et al., 2004](#)), enabling their classification;

- fitting of input spectra to either photo-/atmospheric model grids or a blackbody model, including additional parameters such as (extra) black body component(s), extinction, total-to-selective extinction ratio or specific emission lines.
- estimating most likely model parameters in a Bayesian framework, using either MCMC (Goodman & Weare, 2010) or nested (Buchner, 2021a; Feroz et al., 2009; Mukherjee et al., 2006; Skilling, 2004) samplers to infer their posterior distributions;
- searching for the best-fit template spectrum within a given template library, with up to two free parameters (flux scaling and relative extinction).

The MCMC sampler relies on emcee (Foreman-Mackey et al., 2013, 2019), while two options are available for nested sampling: nestle (Barbary, 2013) and ultranest (Buchner, 2021b). The samplers have been adapted for flexibility - they are usable on any grid of input models provided by the user, simply requiring a snippet function specifying the format of the input. Moreover they can sample the effect of blackbody component(s) (either as a separate model or as extra components to an atmospheric model), extinction, and different extinction laws than ISM. The samplers can accept either uniform or Gaussian priors for each model parameter. In the case of the MCMC sampler, a prior on the mass of the object can also be provided if surface gravity is one of the model parameters. The code also considers convolution and resampling of model spectra to match the observed spectrum. Either spectral resolution or photometric filter transmission (or combinations thereof for compound input spectra) can be provided as input to the algorithm, for appropriate convolution/resampling of different parts of the model spectrum. The adopted log-likelihood expression can include i) spectral covariance between measurements of adjacent channels of a given instrument, and ii) additional weights that are proportional to the relative spectral bandwidth of each measurement, in case these are obtained from different instruments (e.g. photometry+spectroscopy):

$$\log \mathcal{L}(D|M) = -\frac{1}{2} [\mathbf{W} \odot (\mathbf{F}_{\text{obs}} - \mathbf{F}_{\text{mod}})]^T \mathbf{C}^{-1} [\mathbf{W} \odot (\mathbf{F}_{\text{obs}} - \mathbf{F}_{\text{mod}})] \quad (1)$$

where D are the data at hand (measured fluxes and spectral covariance), M is the considered model, \mathbf{F}_{obs} and \mathbf{F}_{mod} are the fluxes of the observed and model spectra respectively (both are vectors of length n_z , the number of spectro-/photometric points), \mathbf{C} is the spectral covariance matrix ($n_z \times n_z$), \odot stands for the Hadamard product, and \mathbf{W} is the vector of weights $w_i \propto \Delta\lambda_i/\lambda_i$ (length n_z), with $\Delta\lambda_i$ the width of spectral channels (for integral field spectrograph points) or the FWHM of photometric filters.

A Jupyter notebook tutorial illustrates most available features in special through their application for the analysis of the composite spectrum of CrA-9 B/b (Christiaens et al., 2021). It is available on [GitHub](#), [Binder](#) and the [documentation](#) of special.

Acknowledgements

VC acknowledges financial support from the Belgian F.R.S.-FNRS.

References

- Allers, K. N., Jaffe, D. T., Luhman, K. L., Liu, M. C., Wilson, J. C., Skrutskie, M. F., Nelson, M., Peterson, D. E., Smith, J. D., & Cushing, M. C. (2007). Characterizing Young Brown Dwarfs Using Low-Resolution Near-Infrared Spectra. *Astrophysical Journal*, 657(1), 511–520. <https://doi.org/10.1086/510845>
- Barbary, K. (2013). nestle. In *GitHub repository*. GitHub. <https://github.com/kbarbary/nestle>

- Buchner, J. (2021a). Nested Sampling Methods. *arXiv e-Prints*, arXiv:2101.09675. <https://arxiv.org/abs/2101.09675>
- Buchner, J. (2021b). UltraNest - a robust, general purpose Bayesian inference engine. *The Journal of Open Source Software*, 6(60), 3001. <https://doi.org/10.21105/joss.03001>
- Burgasser, A. J., & Splat Development Team. (2017). The SpeX Prism Library Analysis Toolkit (SPLAT): A Data Curation Model. *Astronomical Society of India Conference Series*, 14, 7–12. <https://arxiv.org/abs/1707.00062>
- Christiaens, V., Ubeira-Gabellini, M.-G., Cánovas, H., Delorme, P., Pairet, B., Absil, O., Casassus, S., Girard, J. H., Zurlo, A., Aoyama, Y., Marleau, G.-D., Spina, L., van der Marel, N., Cieza, L., Lodato, G., Pérez, S., Pinte, C., Price, D. J., & Reggiani, M. (2021). A faint companion around CrA-9: protoplanet or obscured binary? *Monthly Notices of the RAS*, 502(4), 6117–6139. <https://doi.org/10.1093/mnras/stab480>
- Delorme, P., Schmidt, T., Bonnefoy, M., Desidera, S., Ginski, C., Charnay, B., Lazzoni, C., Christiaens, V., Messina, S., D’Orazi, V., Milli, J., Schlieder, J. E., Gratton, R., Rodet, L., Lagrange, A.-M., Absil, O., Vigan, A., Galicher, R., Hagelberg, J., ... Wildi, F. (2017). In-depth study of moderately young but extremely red, very dusty substellar companion HD 206893B. *Astronomy and Astrophysics*, 608, A79. <https://doi.org/10.1051/0004-6361/201731145>
- Feroz, F., Hobson, M. P., & Bridges, M. (2009). MULTINEST: an efficient and robust Bayesian inference tool for cosmology and particle physics. *Monthly Notices of the RAS*, 398(4), 1601–1614. <https://doi.org/10.1111/j.1365-2966.2009.14548.x>
- Foreman-Mackey, D., Farr, W., Sinha, M., Archibald, A., Hogg, D., Sanders, J., Zuntz, J., Williams, P., Nelson, A., de Val-Borro, M., Erhardt, T., Pashchenko, I., & Pla, O. (2019). emcee v3: A Python ensemble sampling toolkit for affine-invariant MCMC. *The Journal of Open Source Software*, 4(43), 1864. <https://doi.org/10.21105/joss.01864>
- Foreman-Mackey, D., Hogg, D. W., Lang, D., & Goodman, J. (2013). emcee: The MCMC Hammer. *Publications of the ASP*, 125(925), 306. <https://doi.org/10.1086/670067>
- Goodman, J., & Weare, J. (2010). Ensemble samplers with affine invariance. *Communications in Applied Mathematics and Computational Science*, 5(1), 65–80. <https://doi.org/10.2140/camcos.2010.5.65>
- Gorlova, N. I., Meyer, M. R., Rieke, G. H., & Liebert, J. (2003). Gravity Indicators in the Near-Infrared Spectra of Brown Dwarfs. *Astrophysical Journal*, 593, 1074–1092. <https://doi.org/10.1086/376730>
- Greco, J. P., & Brandt, T. D. (2016). The Measurement, Treatment, and Impact of Spectral Covariance and Bayesian Priors in Integral-field Spectroscopy of Exoplanets. *Astrophysical Journal*, 833, 134. <https://doi.org/10.3847/1538-4357/833/2/134>
- Mukherjee, P., Parkinson, D., & Liddle, A. R. (2006). A Nested Sampling Algorithm for Cosmological Model Selection. *Astrophysical Journal Letters*, 638(2), L51–L54. <https://doi.org/10.1086/501068>
- Skilling, J. (2004). Nested Sampling. In R. Fischer, R. Preuss, & U. V. Toussaint (Eds.), *Bayesian inference and maximum entropy methods in science and engineering: 24th international workshop on bayesian inference and maximum entropy methods in science and engineering* (Vol. 735, pp. 395–405). <https://doi.org/10.1063/1.1835238>
- Slesnick, C. L., Hillenbrand, L. A., & Carpenter, J. M. (2004). The Spectroscopically Determined Substellar Mass Function of the Orion Nebula Cluster. *Astrophysical Journal*, 610, 1045–1063. <https://doi.org/10.1086/421898>