

Recovery of Phosphorus From Dried Sewage Sludge for Fertilizer Formulations

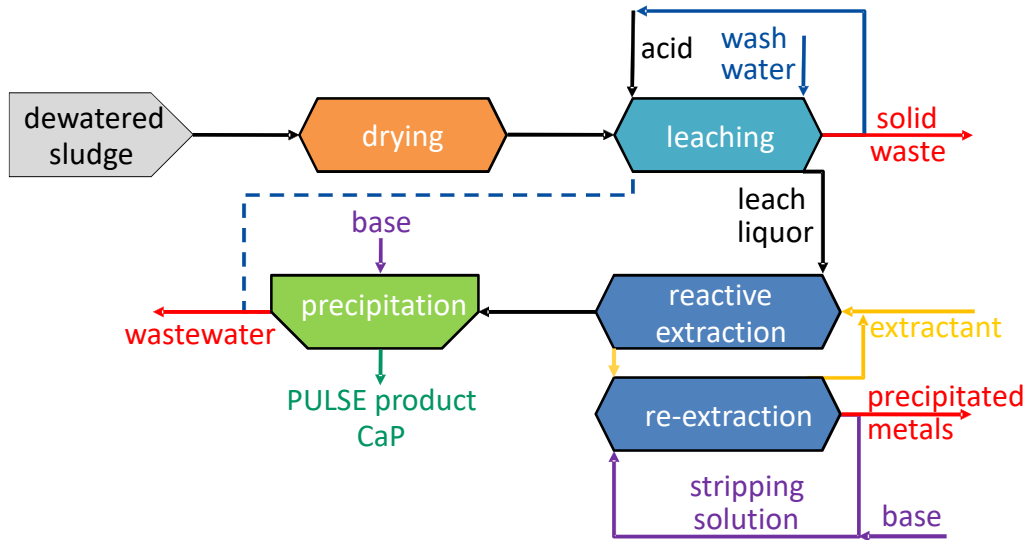
Z.A. Shariff, D. Leleu, A. Pfennig
andreas.pfennig@uliege.be
Products, Environment, and Processes (PEPs)
Department of Chemical Engineering
University of Liège
<https://www.chemeng.uliege.be>



agenda

- PULSE process and pilot
- solid-liquid-liquid equilibrium tool
- results: pilot trials and simulation
- summary

PULSE (Phosphorus University of Liege Sludge Extraction)



PULSE demonstrator



PULSE demonstrator

- mobile unit
- capacity to treat up to 80 kg of dewatered sludge per batch
- 5 horizontal mixer-settlers
- locations:
ULiège
Oupeye WWTP
Bo'ness, Scotland




©uliege-michel houet

reactions in PULSE process (examples)

- leaching of P and metals from sludge
 $FePO_4 + 3HCl \leftrightarrow Fe^{3+} + H_3PO_4 + 3Cl^-$

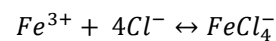
$$K_l = \frac{c_{Fe^{3+}} c_{H_3PO_4} c_{Cl^-}^3}{c_{FePO_4} c_{HCl}^3}$$

- reactive extraction of metals with organic extractant



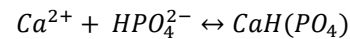
$$K_e = \frac{c_{\overline{FeCl_4R_3NH}} c_{Cl^-}}{c_{\overline{R_3NHCl}} c_{FeCl_4^-}}$$

- speciation in aqueous solution



$$K_a = \frac{c_{FeCl_4^-}}{c_{Fe^{3+}} c_{Cl^-}^4}$$

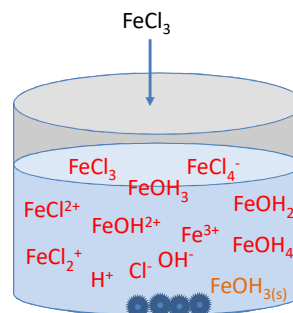
- precipitation of CaP



$$K_p = \frac{1}{c_{Ca^{2+}} c_{HPO_4^{2-}}}$$

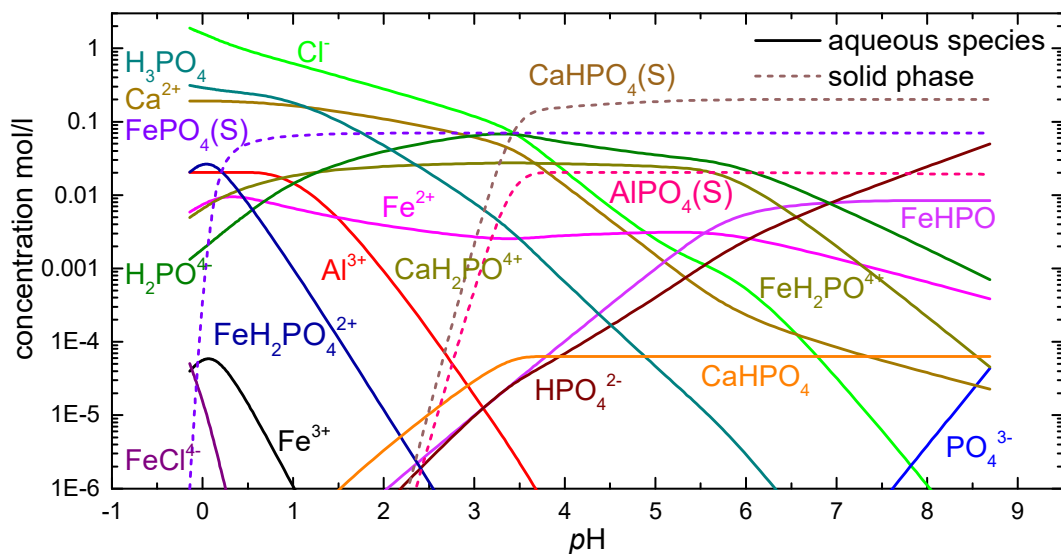
Solid-Liquid-Liquid Equilibrium tool

- charge balance
 - $0 = \sum_{i=0}^n c_i z_i$
- mass balances
 - $c_{tot,j} = \sum_{i=0}^n \nu_{i,j} c_i$
- law of mass action
 - $\log K_m = \sum_{i=0}^n \nu_{i,r} \log a_i$
- Ion Activity Product: $IAP = a_A^{v_1} a_B^{v_2}$
- Saturation Index: $SI = \log IAP - \log K_{sp}$

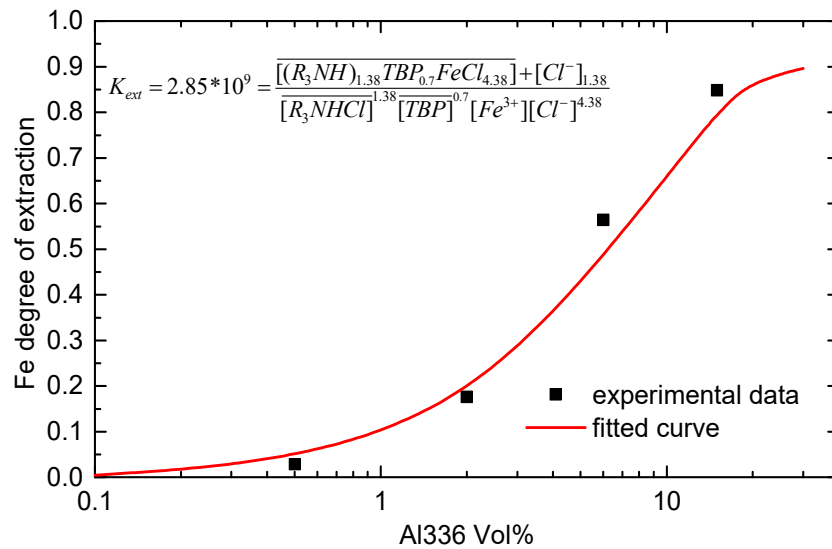


$a_i = \gamma_i c_i$ (activity)
 γ_i = activity coefficient
 c_i = concentration
 i = species
 j = master species

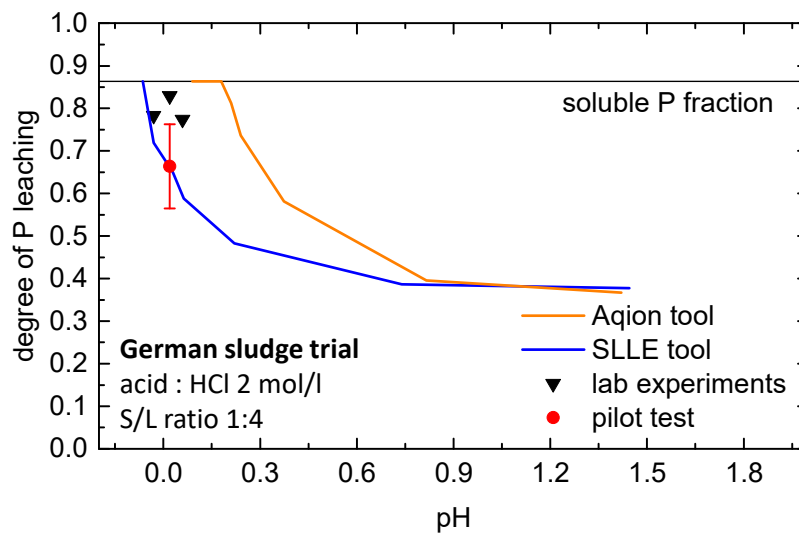
SLLE tool simulation



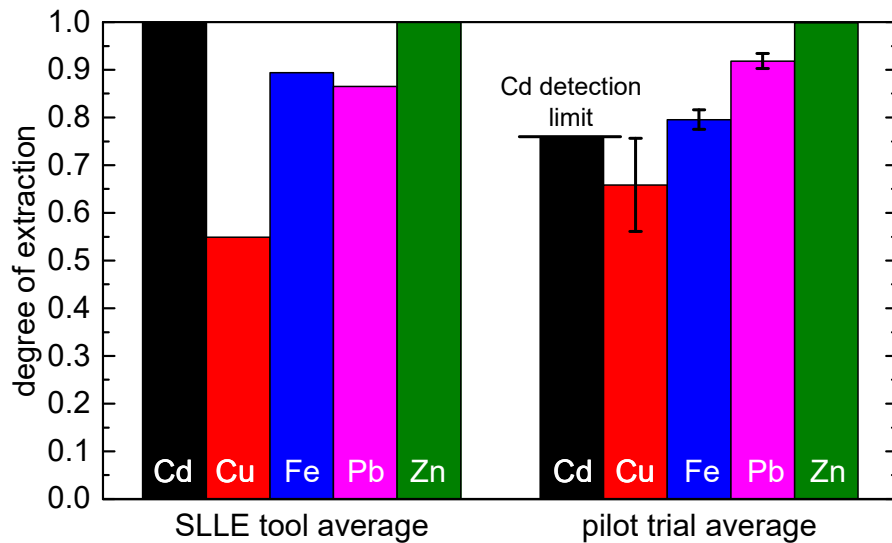
parameter fitting with SLLE tool



phosphorus leaching from sludge

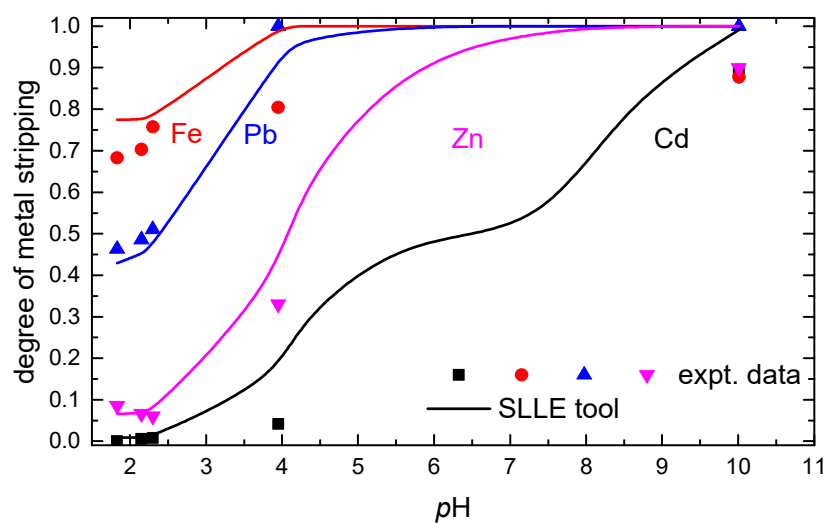


reactive extraction of metals



German sludge
solvent: Alamine 336,
TBP & Exxal 10,
Ketrul D80
o/a phase ratio: 1.5 to 3

solvent stripping with Ammonia solution

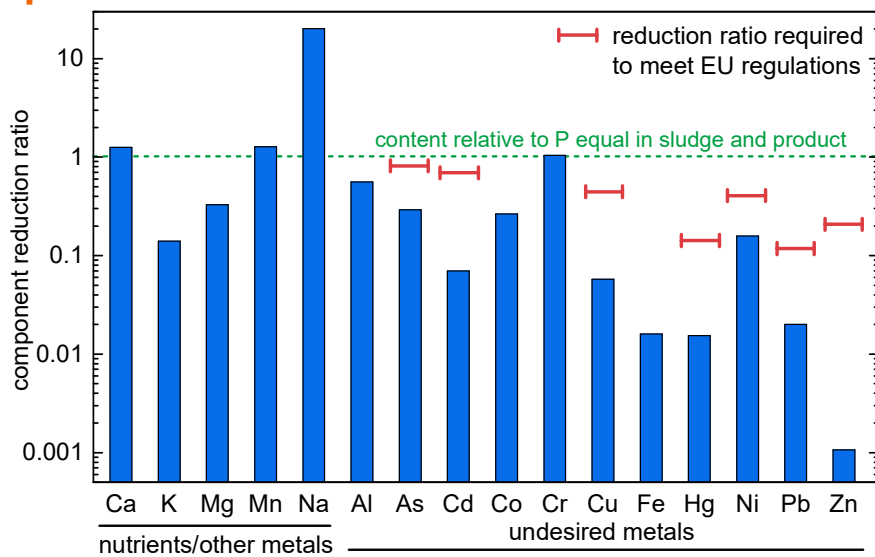


challenges and opportunities



- precipitation during extractant regeneration → challenge in phase separation
- precipitated and dissolved metals obtained during solvent regeneration can be further separated and valorized

metal depollution



final product after precipitation



dried filter cake



© Prayon S.A.

granulation of ground product



© Prayon S.A.

pilot trials summary

	German sludge	Belgian sludge	Scottish sludge
sludge source wwtp	Dortmund Deusen	Oupeye	Sterling
sludge	digested 25% DM	undigested 17 to 20% DM	digested 25% DM
P removal	Fe salt precipitation	Bio P	Bio P
operation site	at ULiège	at wwtp	Bo'ness testing facility
quantity treated	340 kg	280 kg	250 kg
P recovery	60 to 65%	60 to 65%	48 to 52%
P ₂ O ₅	33 %	31 %	29 %

summary

- pilot trials conducted with different sludges at different sites
- use of SLE simulation tool for optimization at each site
 - reduction in experimental work
 - optimization of resource consumption
- solvent extraction → Fe, Cd, Cu, Hg, Pb and Zn extracted
- product analysis and granulation by Prayon → sufficient P₂O₅ content and good granulation, low metal content
- good plant availability of P confirmed by pot trials from UGhent

acknowledgements

- Interreg North-West Europe and Région Wallonne SPW
- BTC Europe GmbH – BASF for providing samples of Alamine336
- TOTAL Belgium for providing samples of Ketrul D80
- Exxon Belgium for providing samples of Exxal 10
- UGhent and Prayon Belgium for ICP analyses

ProcessNet & DECHEMA-BioTechNet Jahrestagungen 2022 &
13th ESBES Symposium, Aachen, September 12 to 15, 2022

Interreg
North-West Europe
Phos4You
European Regional Development Fund



Recovery of Phosphorus From Dried Sewage Sludge for Fertilizer Formulations

Z.A. Shariff, D. Leleu, A. Pfennig
andreas.pfennig@uliege.be
Products, Environment, and Processes (PEPs)
Department of Chemical Engineering
University of Liège
<https://www.chemeng.uliege.be>

