

NEID Rossiter-McLaughlin Measurement of TOI-1268b: A Young Warm Saturn Aligned with Its Cool Host Star

JIAYIN DONG ^{1,2} CHELSEA X. HUANG ^{3,4} GEORGE ZHOU ³ REBEKAH I. DAWSON ^{1,2,5,6}
GUDMUNDUR K. STEFÁNSSON ^{7,*} CHAD F. BENDER ⁸ CULLEN H. BLAKE ⁹ ERIC B. FORD ^{1,2,5,6}
SAMUEL HALVERSON ^{10,4,†} SHUBHAM KANODIA ^{1,2,11} SUVRATH MAHADEVAN ^{1,2,‡} MICHAEL W. MCELWAIN ¹²
JOE P. NINAN ^{1,2} PAUL ROBERTSON ^{13,§} ARPITA ROY ^{14,15} CHRISTIAN SCHWAB ¹⁶ DANIEL J. STEVENS ^{1,2}
RYAN C. TERRIEN ¹⁷ ANDREW VANDERBURG ⁴ ADAM L. KRAUS ¹⁸ STEPHANIE DOUGLAS ¹⁹ ELISABETH NEWTON ²⁰
RAYNA RAMPALLI ²⁰ DANIEL M. KROLIKOWSKI ¹⁸ KAREN A. COLLINS ²¹ JOSEPH E. RODRIGUEZ ²² DAX L. FELIZ ²³
GREGOR SRDOC ²⁴ CARL ZIEGLER ²⁵ KHALID BARKAOUI ^{26,27} FRANCISCO J. POZUELOS ^{26,28} EMMANUEL JEHIN ²⁸
MICHAËL C ²⁶ ZOUHAIR BENKHALDOUN ²⁹ PABLO LEWIN ³⁰ RAQUEL FORÉS-TORIBIO ^{31,32} JOSE A. MUÑOZ ^{31,32}
KIM K. MCLEOD ³³ FIONA POWERS ÖZYURT ³³ FERRAN GRAU HORTA ³⁴ FELIPE MURGAS ^{35,36} DAVID W. LATHAM ²¹
SAMUEL N. QUINN ²¹ ALLYSON BIERYLA ²¹ STEVE B. HOWELL ³⁷ CRYSTAL L. GNILKA ^{38,37} DAVID R. CIARDI ³⁸
MICHAEL B. LUND ³⁸ COURTNEY D. DRESSING ³⁹ STEVEN GIACALONE ³⁹ ARJUN B. SAVEL ⁴⁰ IVAN A. STRAKHOV ⁴¹
ALEXANDER A. BELINSKI ⁴¹ GEORGE R. RICKER ⁴ S. SEAGER ^{27,4,42} JOSHUA N. WINN ⁷ JON M. JENKINS ³⁷
GUILLERMO TORRES ²¹ AND MARTIN PAEGERT ²¹

¹Department of Astronomy & Astrophysics, 525 Davey Laboratory, The Pennsylvania State University, University Park, PA, 16802, USA

²Center for Exoplanets and Habitable Worlds, 525 Davey Laboratory, The Pennsylvania State University, University Park, PA, 16802, USA

³University of Southern Queensland, Centre for Astrophysics, West Street, Toowoomba, QLD 4350 Australia

⁴Department of Physics and Kavli Institute for Astrophysics and Space Research, Massachusetts Institute of Technology, Cambridge, MA 02139, USA

⁵Institute for Computational and Data Sciences, The Pennsylvania State University, University Park, PA, 16802, USA

⁶Center for Astrostatistics, 525 Davey Laboratory, The Pennsylvania State University, University Park, PA, 16802, USA

⁷Department of Astrophysical Sciences, Princeton University, 4 Ivy Lane, Princeton, NJ 08540, USA

⁸Steward Observatory, The University of Arizona, 933 N. Cherry Ave, Tucson, AZ 85721, USA

⁹Department of Physics and Astronomy, University of Pennsylvania, 209 S 33rd St, Philadelphia, PA 19104, USA

¹⁰Jet Propulsion Laboratory, California Institute of Technology, 4800 Oak Grove Drive, Pasadena, California 91109

¹¹Penn State Extraterrestrial Intelligence Center, 525 Davey Laboratory, The Pennsylvania State University, University Park, PA, 16802, USA

¹²Exoplanets and Stellar Astrophysics Laboratory, NASA Goddard Space Flight Center, Greenbelt, MD 20771, USA

¹³Department of Physics & Astronomy, The University of California, Irvine, Irvine, CA 92697, USA

¹⁴Space Telescope Science Institute, 3700 San Martin Dr, Baltimore, MD 21218, USA

¹⁵Department of Physics and Astronomy, Johns Hopkins University, 3400 N Charles St, Baltimore, MD 21218, USA

¹⁶Department of Physics and Astronomy, Macquarie University, Balaclava Road, North Ryde, NSW 2109, Australia

¹⁷Carleton College, One North College St., Northfield, MN 55057, USA

¹⁸Department of Astronomy, The University of Texas at Austin, Austin, TX 78712, USA

¹⁹Department of Physics, Lafayette College, 730 High St., Easton, PA 18042, USA

²⁰Department of Physics and Astronomy, Dartmouth College, Hanover, NH 03755, USA

²¹Center for Astrophysics | Harvard & Smithsonian, 60 Garden Street, Cambridge, MA 02138, USA

²²Department of Physics and Astronomy, Michigan State University, East Lansing, MI 48824, USA

²³Department of Physics and Astronomy, Vanderbilt University, Nashville, TN 37235, USA

²⁴Kotizarovci Observatory, Sarsoni 90, 51216 Viskovo, Croatia

²⁵Department of Physics, Engineering and Astronomy, Stephen F. Austin State University, 1936 North St, Nacogdoches, TX 75962, USA

²⁶Astrobiology Research Unit, Université de Liège, 19C Allée du 6 Août, 4000 Liège, Belgium

²⁷Department of Earth, Atmospheric, and Planetary Sciences, Massachusetts Institute of Technology, Cambridge, MA 02139, USA

²⁸Space sciences, Technologies and Astrophysics Research (STAR) Institute, Université de Liège, Belgium

²⁹Oukaimeden Observatory, High Energy Physics and Astrophysics Laboratory, Cadi Ayyad University, Marrakech, Morocco

³⁰The Maury Lewin Astronomical Observatory, Glendora, California.91741. USA

³¹Departamento de Astronomía y Astrofísica, Universidad de Valencia, E-46100 Burjassot, Valencia, Spain

³²Observatorio Astronómico, Universidad de Valencia, E-46980 Paterna, Valencia, Spain

³³Department of Astronomy, Wellesley College, Wellesley, MA 02481, USA

Corresponding author: Jiayin Dong

jdong@psu.edu

³⁴*Observatori de Ca l’Ou, Carrer de dalt 18, Sant Martí Sesgueioles 08282, Barcelona, Spain*

³⁵*Instituto de Astrofísica de Canarias (IAC), E-38205 La Laguna, Tenerife, Spain*

³⁶*Departamento de Astrofísica, Universidad de La Laguna (ULL), E-38206 La Laguna, Tenerife, Spain*

³⁷*NASA Ames Research Center, Moffett Field, CA 94035, USA*

³⁸*NASA Exoplanet Science Institute, Caltech/IPAC, Mail Code 100-22, 1200 E. California Blvd., Pasadena, CA 91125, USA*

³⁹*Department of Astronomy, University of California, Berkeley, Berkeley, CA, USA*

⁴⁰*Department of Astronomy, University of Maryland, College Park, College Park, MD, USA*

⁴¹*Sternberg Astronomical Institute, M.V. Lomonosov Moscow State University, 13, Universitetskij pr., 119234, Moscow, Russia*

⁴²*Department of Aeronautics and Astronautics, Massachusetts Institute of Technology, Cambridge, MA 02139, USA*

(Received December 10, 2021; Revised January 19, 2022; Accepted January 20, 2022)

Submitted to AAS Journals

ABSTRACT

Close-in gas giants present a surprising range of stellar obliquity, the angle between a planet’s orbital axis and its host star’s spin axis. It is unclear whether the obliquities reflect the planets’ dynamical history (e.g., aligned for in situ formation or disk migration versus misaligned for high-eccentricity tidal migration) or whether other mechanisms (e.g., primordial misalignment or planet-star interactions) are more important in sculpting the obliquity distribution. Here we present the stellar obliquity measurement of TOI-1268 (TIC-142394656, $V_{\text{mag}} \sim 10.9$), a young K-type dwarf hosting an 8.2-day period, Saturn-sized planet. TOI-1268’s lithium abundance and rotation period suggest the system age between the ages of Pleiades cluster (~ 120 Myr) and Prasepe cluster (~ 670 Myr). Using the newly commissioned NEID spectrograph, we constrain the stellar obliquity of TOI-1268 via the Rossiter-McLaughlin (RM) effect from both radial velocity (RV) and Doppler Tomography (DT) signals. The 3σ upper bounds of the projected stellar obliquity $|\lambda|$ from both models are below 60° . The large host star separation ($a/R_\star \sim 17$), combined with the system’s young age, makes it unlikely that the planet has realigned its host star. The stellar obliquity measurement of TOI-1268 probes the architecture of a young gas giant beyond the reach of tidal realignment ($a/R_\star \gtrsim 10$) and reveals an aligned or slightly misaligned system.

Keywords: Extrasolar gaseous giant planets (509), Radial velocity (1332), Transit photometry (1709), Stellar activity (1580), Exoplanet dynamics (490)

1. INTRODUCTION

Stellar obliquity describes the angle between a planet’s orbital axis and its host star’s spin axis. Giant planets orbiting close to their host stars present a surprisingly wide range of stellar obliquity from zero to 180° (e.g., Albrecht et al. 2012). It is still unclear whether the stellar obliquities reflect close-in giant planets’ origin channels – aligned for in-situ formation or disk migration versus misaligned for high-eccentricity tidal migration (see Section 3.2 of Dawson & Johnson 2018 for a review) – or whether other mechanisms are more important in sculpting the obliquity distribution. Proposed physical processes include the planet’s primordial misalignment of the protoplanetary disk (e.g., Batygin 2012), the star’s magnetospheric interactions with the protoplanetary disk (e.g., Lai et al. 2011), and angular momentum transport to the

stellar surface by stellar internal gravity waves (e.g., Rogers et al. 2012, 2013). Moreover, close-in giant planets originating from coplanar high-eccentricity tidal migration (Petrovich 2015) may be aligned. In addition to these proposed mechanisms, planet-star tidal interactions may have altered the obliquity distribution for Hot Jupiter hosts (e.g., Winn et al. 2010). Consequently, measuring the obliquities of Warm Jupiters – orbiting too far from their star to cause tidal realignment ($a/R_\star \gtrsim 10$) – could be essential to disentangle these proposed mechanisms.

The *Transiting Exoplanet Survey Satellite* (TESS; Ricker et al. 2015) discovered a large sample of Warm Jupiters around bright stars that are feasible for stellar obliquity measurements using the Rossiter-McLaughlin (RM) effect (Rossiter 1924; McLaughlin 1924). As a planet transits across its host star, it modifies the shape of spectral lines of the star that can be used to infer its positions on the stellar disk relative to the stellar spin axis, and constrain the projected stellar obliquity. Here we use the newly commissioned NEID spectrograph (Schwab et al. 2016) on the 3.5-meter WIYN telescope to conduct the RM-effect measurement of

* Henry Norris Russell Fellow

† Sagan Fellow

‡ NEID Principal Investigator

§ NEID Instrument Team Project Scientist

TOI-1268 (TIC-142394656, $V_{\text{mag}} \sim 10.9$), the host of a 8.2-day, Saturn-sized planet. The large host star separation (i.e., large a/R_*) of TOI-1268b, combined the system’s young age, makes it unlikely that the planet has realigned its host star. The stellar obliquity measurement of TOI-1268 probes the architecture of a young, warm giant system beyond the reach of tidal realignment.

In Section 2, we present the photometric, high-resolution imaging, and spectroscopic observations of TOI-1268 using *TESS*, KELT, Alopeke, PHARO, TRES, and NEID. In Section 3, we model the stellar parameters and estimate the system’s age using the stellar rotation period and lithium abundance. In Section 4, we model the planetary parameters from the *TESS* and ground-based transit light curves (Section 4.1) and measure the stellar obliquity of TOI-1268 using the RM effect and Doppler Tomography (Section 4.2). Lastly, in Section 5, we discuss the implication of the stellar obliquity of TOI-1268 and place the target in the context of exoplanetary systems.

2. OBSERVATIONS

2.1. *TESS* Photometry

The *TESS* data for TOI-1268 are available as 10×10 subimages with 2-minute time sampling, and as part of Full-Frame Images with 30-minute sampling. We obtained 3 sectors of *TESS* Primary Mission data from 2019-Aug-15 to 2019-Sep-11 (Sector 15) and from 2020-Jan-21 to 2020-Mar-18 (Sectors 21 and 22), and 1 sector of *TESS* extended mission data from 2021-Jul-23 to 2021-Aug-20 (Sector 41). The target will have at least two more sectors of *TESS* observations in Sector 48 (2022-Jan-28 to 2022-Feb-26) and Sectors 49 (2022-Feb-26 to 2022-Mar-26).

The transit signal was detected with a period of ~ 8.16 days at high significance independently by the NASA Science Processing Operations Center (SPOC) pipeline (Jenkins et al. 2016) and the MIT Quick-Look Pipeline (QLP; Huang et al. 2020a,b), and was released to the public for follow-up observations as TOI-1268.01. In total, 14 transits of TOI-1268b were observed by *TESS*. The *TESS* light curves do not show any strong instrument systematics. We used the Pre-search Data Conditioning SAP flux (PDC.SAPFLUX; Stumpe et al. 2012, 2014) for the light curve analysis.

2.2. Ground-based Transit Photometry

Through the *TESS* Follow-up Observing Program (TFOP) collaboration (Collins et al. 2018), we observed eight full or partial transits of TOI-1268b with ground-based seeing-limited telescopes, including three transits observed simultaneously with the *TESS* observations. We used the *TESS*TransitFinder, which is a customized version of the Tapir software package (Jensen 2013), to schedule our transit observations. These observations confirm that the tran-

siting signal originated from within less than $6''$ of the target star. Gaia EDR3 (Lindgren et al. 2021) reports no additional stars within $10''$ of TOI-1268.

We include two good-quality full transits that were taken simultaneously with *TESS* in our transit modeling (see Figure 1). The first transit was taken on UT 2020-01-26 by the Deep Sky West 0.5-m telescope near Rowe, NM, USA in the g' band and detected an on-time transit in a $10.9''$ aperture. The second transit was taken on UT 2020-02-03 simultaneously in g_p and z_s filters with a $6.3''$ apertures from the Las Cumbres Observatory Global Telescope (LCOGT; Brown et al. 2013) 0.4 m network node at Haleakala observatory. The light curves were reduced with AstroImageJ (Collins et al. 2017).

In addition, we obtained six transits of TOI-1268b with full or partial transit baselines from various ground-based facilities. These transit observations played an important role in confirming the transit to be on target and ruling out nearby eclipsing binaries. We do not include these observations in our transit model because of their partial transit baselines or additional complications due to meridian flip (i.e., telescope pointing crossing the meridian during the observation) that introduces systematic flux offset. We list the observations below and these data can be found on ExoFOP website (DOI: 10.26134/ExoFOP3).

- On UT 2020-01-09, an ingress was observed to be on target from the Kotizarovci Observatory 0.3 m Telescope, near Viskovo, Croatia, in a Baader R 610 nm longpass filter using a $10.8''$ aperture, marginally contaminated by a nearby star.
- On UT 2020-01-10, an egress was observed from the LCOGT 0.4 m telescope from Teide Observatory in the z_s filter using an uncontaminated $10.2''$ aperture.
- On UT 2020-03-06, the TRAPPIST-North team observed an on-time, almost full transit in the B band. The detection is complicated by a meridian flip at ingress and a strong increase in sky background as the nominal time of egress approached.
- On UT 2021-04-18, a partial transit was observed in the B band from the OAUV-TURIA1 (0.143 m) telescope near Valencia, Spain. The detection is complicated by a meridian flip during predicted ingress and strong residuals.
- Also on UT 2021-04-18, the same transit was observed in a $6.7''$ uncontaminated aperture in the B band from the Observatori de Ca l’Ou 0.4 m telescope near Barcelona, Spain.
- On UT 2021-04-27, a partial was observed in the g band using an uncontaminated $4.7''$ aperture from the

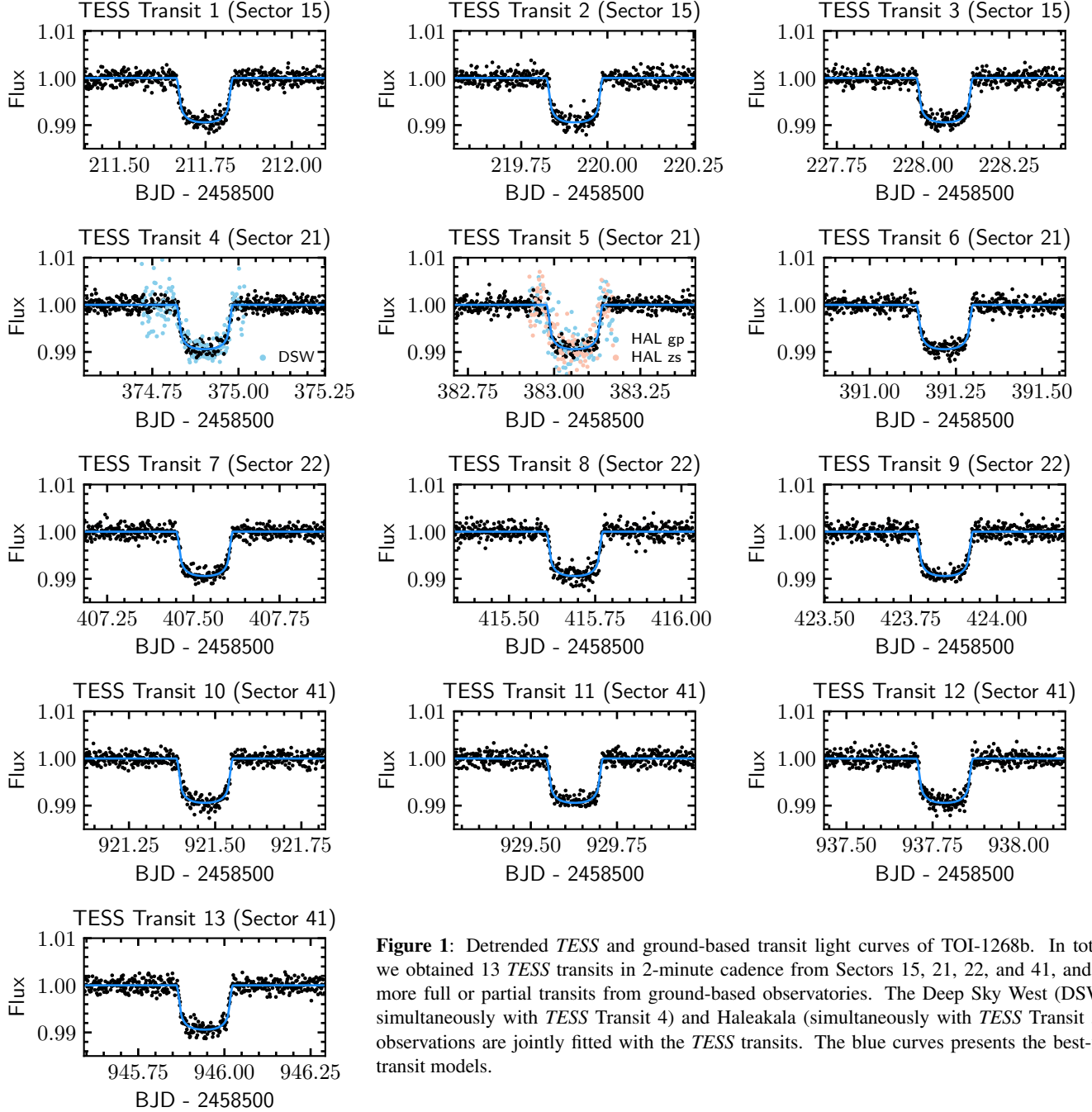


Figure 1: Detrended *TESS* and ground-based transit light curves of TOI-1268b. In total we obtained 13 *TESS* transits in 2-minute cadence from Sectors 15, 21, 22, and 41, and 8 more full or partial transits from ground-based observatories. The Deep Sky West (DSW, simultaneously with *TESS* Transit 4) and Haleakala (simultaneously with *TESS* Transit 5) observations are jointly fitted with the *TESS* transits. The blue curves presents the best-fit transit models.

Wellesley College Whitin Observatory CDK700 telescope near Wellesley, MA.

2.3. Long-term Photometric Observation

The Kilodegree Extremely Little Telescope (KELT) Survey (Pepper et al. 2003, 2007) also monitored the star for over two years from BJD 2455976 to BJD 2457022 as part of its normal survey. The precision of the KELT photometry is not sufficient to detect the transit signals. However, the long term monitoring from KELT was used to measure the stellar rotation period. The Lomb-Scargle periodogram

(Lomb 1976; Scargle 1982; VanderPlas 2018) of the KELT light curve reveals that the star has a rotation period of 10.8 days (Figure 2). This detection helps to break the degeneracy between the rotation period determined from the *TESS* light curves, which shows two peaks at ~ 5 days and ~ 10 days.

2.4. High-resolution Imaging Observation

High-resolution imaging is required to detect nearby companions or background objects that cannot be resolved by seeing-limited photometry. We obtained both adaptive optics (AO) and speckle imaging of TOI-1268, as shown in Fig-

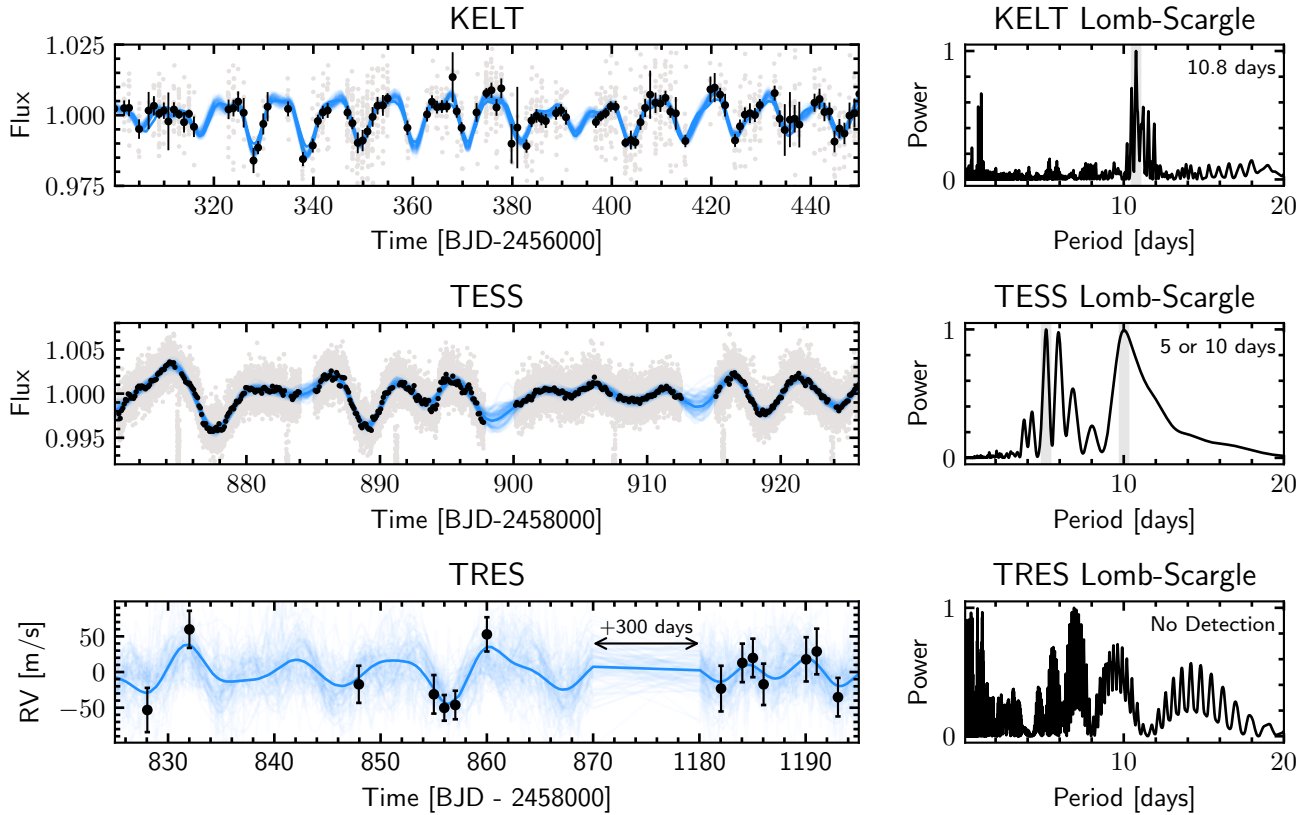


Figure 2. Long-term photometric and spectroscopic observations of TOI-1268 using the KELT, *TESS*, and TRES. Only a fraction of the KELT and *TESS* light curves are presented due to the limited space. The stellar rotation period is clearly detected in KELT and *TESS* photometry in the Lomb-Scargle periodogram. Neither stellar rotation period nor planetary orbital period is detected in TRES data. Applying a rotational kernel in Gaussian Process (GP) on KELT, *TESS*, and TRES data (see Section 3), we infer the stellar rotation period as 10.84 ± 0.07 days, consistent with the periodogram results. The blue curves are predicted GP models and light blue curves are drawn from posteriors.

ure 3. On UT 2020-01-08, the PHARO instrument (Hayward et al. 2001) on Palomar-5m collected AO images of TOI-1268 in the narrow-band $B\gamma$ filter. No companions are identified down to a contrast of 5.481 magnitudes at $0.5''$. On UT 2021-02-02, the Alopeke speckle instrument (Scott 2019) on Gemini North-8m took simultaneous speckle imaging in 832 nm and 562 nm bands. No companions are detected down to a contrast of 6.36 mag at $0.5''$.

Although not shown in Figure 3, we obtained the following observations on the Sternberg Astronomical Institute (SAI)-2.5m telescope located at Mt Shatdzhatmaz in the North Caucasus and on the Shane-3m at Lick Observatory in Mount Hamilton, California, USA. On UT 2020-11-29, the Speckle Polarimeter on SAI-2.5m obtained speckle imaging of TOI-1268 in I filter. On UT 2019-11-12, the ShARCS instrument (Kupke et al. 2012; Gavel et al. 2014) on Shane-3m collected AO images of TOI-1268 in Ks and J filters. The ShARCS data were reduced and analyzed using the open-source Python-based SIMMER pipeline available on GitHub and described in previous publications (Hirsch et al. 2019; Savel et al. 2020). TOI-1268 appeared single in both observations.

2.5. Long-term Spectroscopic Observation

We obtained 14 spectra with the Tillinghast Reflector Echelle Spectrograph (TRES) on the 1.5 m telescope at the Fred Lawrence Whipple Observatory, from UT 2019-12-10 to UT 2020-12-27. TRES has a resolving power of $R \approx 44,000$, and covers a wavelength range from 385 nm to 906 nm. The spectra were extracted following Buchhave et al. (2010), and radial velocities were measured using a cross correlation analysis against a template spectrum generated from a median combination of all TRES observed spectra (Quinn et al. 2012). We also make use of the TRES spectra to measure the atmospheric parameters of the host star via the Stellar Classifications Pipeline (SPC; Buchhave et al. 2012, 2014), finding an effective temperature of $T_{\text{eff}} = 5288 \pm 50$ K, surface gravity $\log g$ of 4.62 ± 0.10 , and bulk metallicity $[M/H]$ of $+0.16 \pm 0.08$. The projected broadening width $v_{\text{broadening}} = 4.1 \pm 0.5$ km s $^{-1}$. The $v_{\text{broadening}}$ here does not correct for macroturbulence, so the stellar rotational velocity $v \sin i_*$ must be smaller than the reported value.

TOI-1268 exhibits significant photometric variability due to its youth, and as such we also expect significant jitter in the radial velocities (RVs). The TRES RVs exhibit scatter at

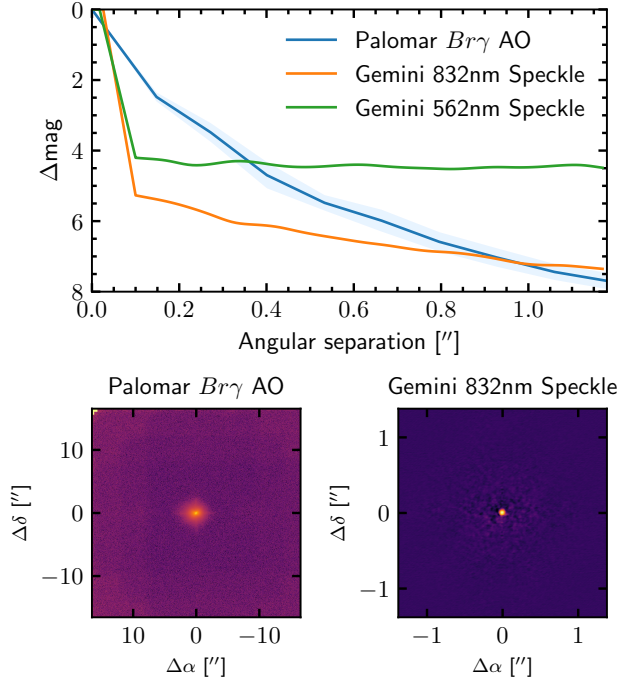


Figure 3. Upper: The 5σ contrast curves of TOI-1268 from Palomar in $Br\gamma$ filter from adaptive optics (AO) imaging, and from Gemini North in 832nm and 562nm bands from speckle imaging. Lower: The AO image (left) and reconstructed speckle image (right) of TOI-1268. No nearby companions are identified.

the 50 m s^{-1} level with a typical RV precision at $\sim 30 \text{ m s}^{-1}$. The Lomb-Scargle periodogram of the TRES RVs detects neither the stellar rotation period nor the planetary orbital period due to sparse observations and entangled stellar activity and planetary signals.

2.6. Transit Spectroscopic Observation

We observed one transit of TOI-1268b with the extremely high precision NEID spectrograph (Schwab et al. 2016; Halverson et al. 2016) on the 3.5 m WIYN telescope at the Kitt Peak National Observatory (KPNO) in Arizona, USA. NEID is a fiber-fed (Kanodia et al. 2018), actively environmentally stabilized spectrograph (Robertson et al. 2019; Stefansson et al. 2016) with a resolution of $R \approx 110,000$ and a wavelength coverage of 380 nm to 930 nm. The observation was taken on UT 2021-05-04 during the transit of TOI-1268b, and covered about 1.5-hour baseline before the transit. We used an exposure time of 8 minutes for each observation, and in total obtained 37 spectra. The spectra were extracted and radial velocities were reduced by the NEID standard data reduction pipeline NEID-DRP v1.1.2¹, which derives cross correlation based RVs (we used CCFRVMOD data produced by the pipeline), and separately by the SERVAl

pipeline (Zechmeister et al. 2018), which derives RVs using the reconstructed stellar template from observations (see Section 3.1 in Stefansson et al. 2021 for the NEID customization). The two pipelines derive similar RVs that are consistent within 1σ uncertainties except a few data points. The achieved median, photon-limited RV precision for both pipelines is $\sim 5.8 \text{ m s}^{-1}$. Reduced RVs are presented in Figure 5.

To directly measure the Doppler shadow cast by the planet on the spectroscopic line profiles of the star, we perform a least-squares deconvolution (Donati et al. 1997) between the NEID spectra and a synthetic non-rotating spectral template. The synthetic template is generated using a set of ATLAS-9 atmosphere models (Castelli & Kurucz 2004) at the stellar atmosphere parameters of TOI-1268. The line profiles are computed for each order of an observation, and weighted-average combined into a single line profile per epoch. Section 4.2 describes the modeling of the line profiles to retrieve the planetary orbital obliquity, and Figure 5 shows the tomographic shadow of the planetary transit.

3. STELLAR PROPERTIES

3.1. SED Modeling

We use astroARIADNE² to model the spectra energy distribution (SED) of the star. We use the three Gaia band magnitudes, three 2MASS band magnitudes, and the four WISE band magnitudes in the modeling, and use the Gaia parallax, T_{eff} and $[M/H]$ derived from the TRES spectra as our priors. The uncertainties of the photometry bands are inflated following methods described in EXOFASTv2 (Eastman et al. 2013, 2019). We use the PHOENIX models and MIST isochrones in the SED modeling. The best fitted stellar parameters and their uncertainties are $R_{\star} = 0.86 \pm 0.02 R_{\odot}$, $M_{\star} = 0.9 \pm 0.13 M_{\odot}$, $T_{\text{eff}} = 5257 \pm 40 \text{ K}$, $\log g = 4.52 \pm 0.07$, and $[M/H] = +0.17 \pm 0.06$.

3.2. Stellar Rotation

As discussed in Section 2.1 and 2.3, the star exhibits a clear rotation signature in both the TESS and KELT photometry. We use a Gaussian Process (GP) model with a rotation kernel to infer the rotation period of TOI-1268. The rotation kernel is composed of two damped harmonic oscillators with the characteristic frequencies of $1/P$ and $2/P$ to model stellar variability at the rotation period itself and at harmonics. Five free parameters in the rotation term are the rotation period P , two quality factors Q_0 and dQ describing the damping timescales of each oscillator, and σ and f describing the amplitudes of each oscillator. We apply the kernel to the KELT, TESS, and TRES observations using the celerite2

¹ <https://neid.ipac.caltech.edu/docs/NEID-DRP>

² <https://github.com/jvines/astroARIADNE>

package (Foreman-Mackey et al. 2017a; Foreman-Mackey 2018a). Transits are masked from *TESS* light curves. We run MCMC to sample posteriors using the PyMC package (Salvatier et al. 2016). We sample four chains, each with 10,000 burn-in steps, 3,000 draws, and use a target acceptance rate of 0.95. We assess the MCMC convergence using the Gelman-Rubin diagnostic ($\hat{R} < 1.01$ for convergence) and find all the inferred parameters have $\hat{R} \leq 1.001$. In Figure 2, we present the flux and RV variations predicted by GP models in blue curves and draws from the posteriors in light blue curves. The GP models perform well on predicting flux variations on TRES and *TESS* light curves, whereas perform poorly on TRES RVs due to the sparse sampling on TRES data and complication from planetary signal. We test the GP models with and without TRES RVs and find similar rotation period posteriors. The inferred rotation period for TOI-1268 is $P_{\text{rot}} = 10.84 \pm 0.07$ days. Combining the stellar rotation period and radius, the equatorial rotational velocity of TOI-1268 is $v_{\text{rot}} = 2\pi R_{\star}/P_{\text{rot}} = 4.02 \pm 0.10$ km s⁻¹.

The inclination of the star i_{\star} can be inferred from the projected rotational velocity of the host star and its equatorial rotational velocity (Masuda & Winn 2020). Since we only know the projected broadening width ($v_{\text{broadening}} = 4.1 \pm 0.5$ km s⁻¹), the true projected rotational velocity could be smaller and this difference could lead to an overestimation of the inclination. We apply priors on P_{rot} and R_{\star} from stellar fits, as well as a uniform prior on $\cos i_{\star}$, and infer $i_{\star} = 76 \pm 10^{\circ}$ using the MCMC.

3.3. Stellar Age

TOI-1268 does not belong to any known association based on a search of the BANYAN Σ catalog (Gagné et al. 2018). We used the Comove package³ (Tofflemire et al. 2021) to query Gaia EDR3 (Lindgren et al. 2021) and search for associations within 50 pc, and did not find any clear clustering in velocity space. We identified 95 candidate stars that are brighter than *TESS* magnitude of 13.5, and could be associated with TOI-1268, and use the Discrete Fourier Transform (DFT) clean algorithm in VARTOOLS (Hartman & Bakos 2016) to measure their rotation periods with *TESS* FFI light curves. The relation between the rotation period and effective temperature in comparison to clusters with well determined age are shown in Figure 4 (a). The effective temperatures were obtained from the TIC-v8 catalog (Stassun et al. 2019). While some of the candidates have rotation periods consistent with being young (dark grey crosses), many do not (light grey crosses). A full vetting of candidates would be required to use them to further refine the age of TOI-1268. From the rotation period only, TOI-1268’s age is most likely to be be-

tween the 120 Myr Pleiades (colored in blue), and the 2.5 Gyr NGC 6819 (colored in purple).

For K-type stars like TOI-1268, lithium is expected to be depleted when the star is older than Praesepe/Hyades ages (e.g., Boesgaard et al. 2016; Cummings et al. 2017). However, Li I 6707.8 nm is clearly detected in both the TRES and NEID spectra. The equivalent width (EW) is measured to be 0.069 ± 0.011 Å from the TRES data. In Figure 2 (b), we compare the Li abundance of TOI-1268 to Pleiades (120 Myr), Group X (250 Myr; Netwon et al. in prep), and Praesepe (670 Myr) clusters. The Li measurements for Pleiades and Praesepe are obtained from Zhou et al. (2021), where the spectra were obtained as part of the long term radial velocity surveys on the TRES spectrograph by Quinn et al. (2012) and Quinn et al. (2014). The Li abundance of TOI-1268 is richer than Praesepe and in agreement with Pleiades. Combining Li and stellar rotation period information, TOI-1268’s age is likely between Pleiades and Praesepe clusters, i.e., 120–670 Myr.

We use BAFFLES (Stanford-Moore et al. 2020), a package that uses empirically determined relations to compute age posteriors for field stars from measurements of $\log R'_{\text{HK}}$ Calcium emission or lithium equivalent width absorption and B-V color to estimate the age of TOI-1268. From the TRES spectra, we measure $\log R'_{\text{HK}} = -4.3 \pm 0.19$. Since the B-V color from the catalog has relatively large error bars, we use MIST isochrones and the best fitted SED of TOI-1268 to derive a more accurate B-V color of 0.83 ± 0.03 . The ages independently estimated from the Calcium emission and Lithium lines are consistent with each other. The Calcium age posterior gives 130 Myr–1.4 Gyr in the 1σ credible interval (CI). The lithium age posterior gives 220–500 Myr in the 1σ CI. The combined posterior estimates the age of TOI-1268 is 190 Myr–370 Myr in the 1σ CI (or 76 Myr–600 Myr in the 2σ CI).

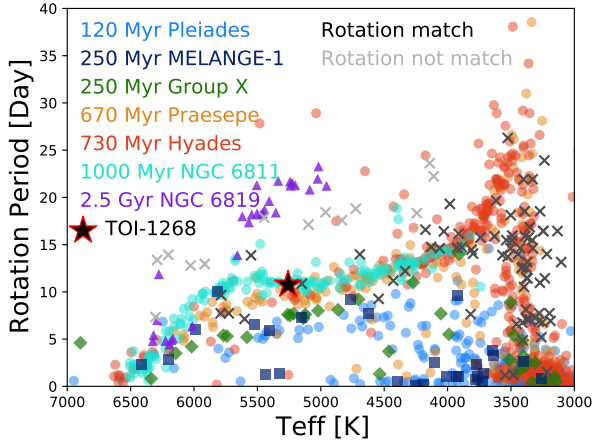
Using the above information, we conclude that the rotation, lithium abundance, and activity index all give consistent ages, and confirm the youth of TOI-1268.

4. PLANETARY PROPERTIES

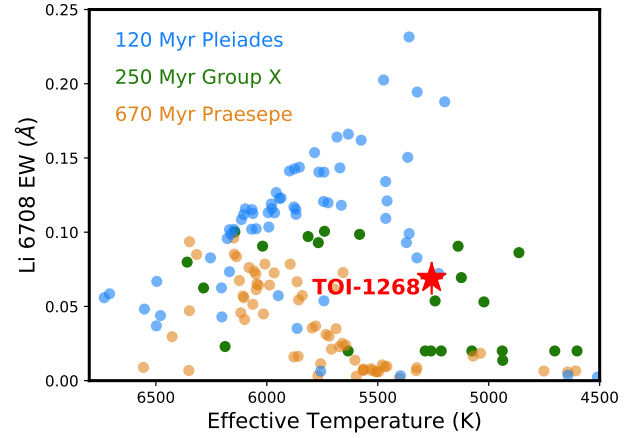
4.1. Transit Model

We use a quadratic limb darkening transit model (Mandel & Agol 2002; Kipping 2013) plus a rotational Gaussian Process kernel (Foreman-Mackey et al. 2017a; Foreman-Mackey 2018a) to model the transit light curves and the rotational modulation introduced by stellar activity. We perform the light curve fit using the *TESS* 2-minute cadence data only and also the *TESS* data jointly with two ground-based transits described in Section 2.2. To reduce the computational time, we trim the *TESS* light curves to roughly three times the transit duration before the ingress and after the egress. No transit-timing variations on TOI-1268b are detected in a preliminary

³ <https://github.com/adamkraus/Comove>



(a) Rotation period vs. effective temperature



(b) Lithium Equivalent Width (EW) vs. effective temperature

Figure 4. (a) Rotation period vs. effective temperature of TOI-1268 (black star with red edge) and its neighboring stars in comparison with clusters groups with well determined ages. The clusters we used are 120 Myr Pleiades (blue circles, [Rebull et al. 2016](#)), 250 Myr MELANGE-1 (blue squares, [Tofflemire et al. 2021](#)), 250 Myr Group X (green diamonds, [Newton et al. in prep](#)), 670 Myr Praesepe and 730 Myr Hyades (orange and red circles, [Douglas et al. 2016, 2019](#)), 1 Gyr NGC 6811 (cyan circles, [Curtis et al. 2019](#)), and 2.5 Gyr NGC 6819 (purple triangles, [Meibom et al. 2015](#)). For stars we identified with the Comove package, the ones with rotation period and effective temperature consistent with TOI-1268 are plotted with dark grey crosses, while the ones deviate from it are plotted with light grey crosses. (b) Lithium equivalent width (EW) vs. effective temperature of TOI-1268 (red star) and its neighboring stars in comparison with clusters groups with well determined ages. The clusters we used are 120 Myr Pleiades (blue circles), 250 Myr Group X (green circles, [Newton et al. in prep](#)), 670 Myr Praesepe (orange circles).

light curve fit. Because of that, we directly model the orbital period P and the reference mid-transit time T_C . Free parameters in our model include $\{\rho_{\text{circ}}, b, r_p/r_*, P, T_C\}$, the quadratic limb darkening parameter $\{u_0, u_1\}$, and GP parameters for the rotational kernel (see Section 3). We take the GP parameters derived from the out-of-transit *TESS* data as priors. Here we model ρ_{circ} , the stellar density of the host star assuming zero eccentricity, and later compare it to the ρ_* from isochrone fitting to infer the planet’s eccentricity e and argument of periape ω . To jointly model the *TESS* and ground-based light curves, we use an independent pair of limb-darkening parameters for each filter and separate GP models for *TESS* and ground-based transits due to different cadences.

In Figure 1, we present the detrended *TESS* and ground-based transit light curves from a joint fit. The orbital period and transit ephemeris of the planet are tightly constrained. A summary of planetary parameters can be found in Table 1.

4.2. Stellar Obliquity Measurement

We use the NEID RM-effect signals to infer the stellar obliquity from two separate approaches: (1) model the RV anomalies reduced by the NEID-DRP v1.1.2 and the SERVAL pipelines (see Section 2.6 for the description of the pipelines), and (2) directly model the planetary shadow extracted from the spectra using the planet’s transit (i.e., Doppler Tomography or DT; [Collier Cameron et al. 2010](#)).

For both approaches, we jointly model the RM-effect signals with the *TESS* transit light curves. Doing so allows one to solve the complex covariances between the impact parameter b , the projected stellar obliquity λ , and the projected stellar rotation velocity $v \sin i_*$.

For the RV fits, our model includes parameters mentioned in the transit model (Section 4.1), and also the λ , $v \sin i_*$, and a RV jitter term σ_{RV} as free parameters. We place uniform priors on these parameters.⁴ The RV anomaly due to the transit is modeled using the *starry* package ([Luger et al. 2019](#)), which takes the analytical expression of the radial velocity of a stellar disk ([Short et al. 2018](#)) and converts the polynomials to spherical harmonic coefficients. The calculated RVs do not account for macroturbulence or instrumental broadening. We incorporate *starry* into *exoplanet*, build and sample the joint model using the *PyMC*. We also add a quadratic trend to model the baseline RV trend introduced by either the planet’s orbit or stellar activity. In total, we sample four chains, each with 20,000 tuning steps and 5,000 draws. A target acceptance rate of 0.95 was used. All four chains are confirmed to be converged and the inferred parameters have $\hat{R} \leq 1.001$. The quadratic coefficients are consistent with zeros.

⁴ We also tested placing a prior on $v \sin i_*$ based on the observed line broadening, and found minimal changes on posteriors.

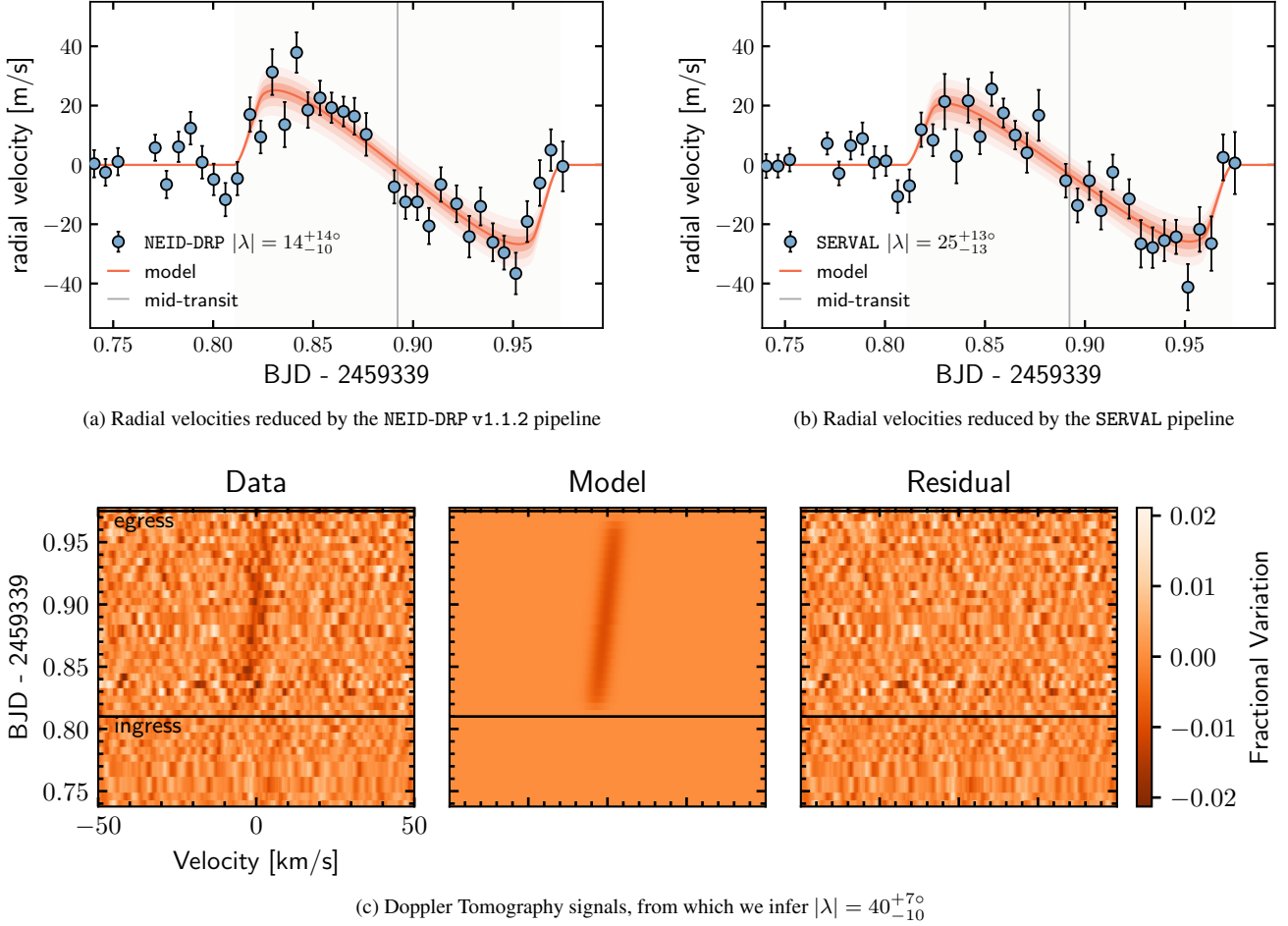


Figure 5. (a) and (b) In-transit radial-velocity measurements of the TOI-1268 system using the NEID spectra. The blue dots and black bars are NEID RVs and their corresponding uncertainties. Using the Rossiter-McLaughlin effect, the projected stellar obliquity is constrained. (c) The Doppler Tomography signal of the TOI-1268 system during TOI-1268b’s transit. The left, middle, and right panels are data extracted from the NEID spectra, best-fit model, and the residual of the data after subtracting the best-fit model. The colorscale presents the flux variation of the velocity channel. We expect to observe a decrease in flux in the velocity channel of the star blocked by the planet.

For the DT fit, similar to the RV fits, we incorporate the DT data into `exoplanet`, and build and sample the joint model using the `PyMC`. At each observing time t , we calculate the planet’s position on the stellar disk, assuming the star rotates as a rigid body, and identify the stellar velocity channels being blocked by the planet, v_t . To model the planetary shadow, we use a Gaussian distribution that centers at v_t and has a standard deviation of $\sqrt{v_{\text{res}}^2 + v_{\text{macro}}^2}$, where v_{res} is the velocity resolution set by the spectrograph resolution and v_{macro} is the macroturbulence velocity determined by the host star. The planetary shadow is further scaled with the photometric flux at time t and normalized by the total stellar velocity flux over the planetary velocity flux. We sum up the likelihoods of the DT signals at all observing times, and infer the planet’s orbital orientation, along with its *TESS* transit light curves. The `PyMC` setup and the convergence test are the same as the ones described in the RV fits.

In Figure 5 (a) and (b), we present the NEID RVs reduced by the NEID-DRP v1.1.2 and SERVAL pipelines, and their corresponding RM-effect models and uncertainties. In Figure 5 (c), we show the DT data (left panel), the best-fit model (middle panel), and the residual of the data after subtracting the model (right). In all three inference models, the projected stellar obliquity $|\lambda|$ posteriors extend from zero to 60° (3σ CIs). A polar or retrograde solution of TOI-1268 system can be ruled out. However, the differences in $|\lambda|$ posteriors from three models are still noticeable. In Table 1, we summarize the fitting parameters. The NEID-DRP RVs suggest an aligned system with $|\lambda| = 14_{-10}^{+14\circ}$, whereas the SERVAL RVs and DT data suggest a slightly misaligned system (i.e., $|\lambda| = 25_{-13}^{+13\circ}$ for SERVAL and $|\lambda_{\text{DT}}| = 40_{-10}^{+7\circ}$ for DT). A possible explanation for the high stellar obliquity inferred by the DT model is the stellar obliquity and impact parameter degeneracy: low impact parameters ($b \sim 0.1$) correlate to high stellar obliquities ($\lambda \sim 40^\circ$), and slightly higher impact parameters ($b \sim 0.2$)

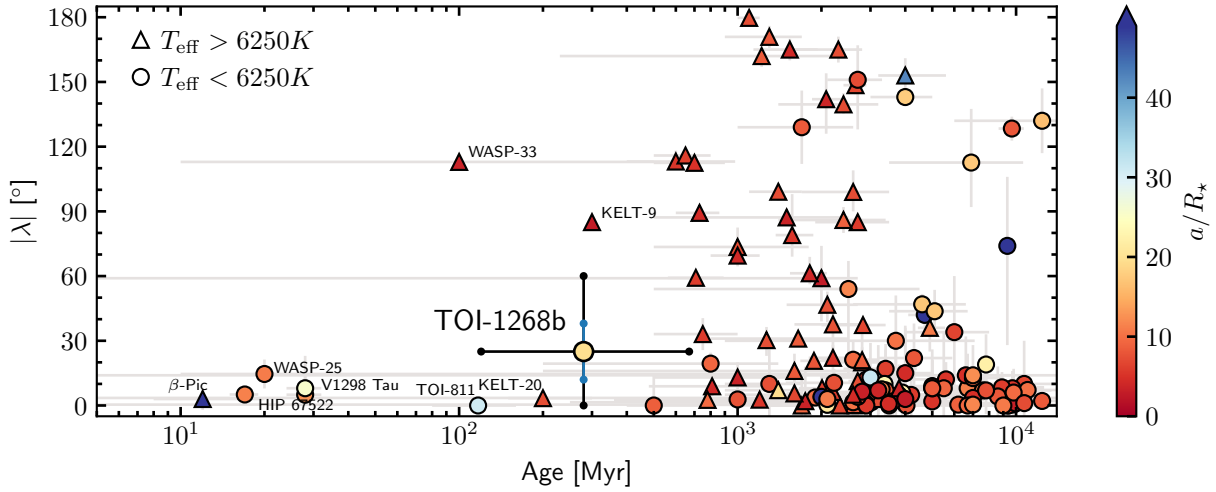


Figure 6. Projected stellar obliquity versus estimated stellar age for all Hot/Warm Jupiters. Planets are colored by a/R_* and labeled in triangles or circles given their host star effective temperatures (i.e., triangles for host stars above the Kraft break $T_{\text{eff}} > 6250\text{K}$ and circles for stars below the Kraft break). Grey lines show 1σ uncertainties. For TOI-1268, we plot its estimated age between the 120 Myr Pleiades and 670 Myr Praesepe clusters and its stellar obliquity using representative values inferred from SERVAL RVs labeled in blue error bars. The 3σ credible interval of obliquity posteriors derived from the RV and DT signals are shown in black.

correlate to lower stellar obliquities ($\lambda \sim 20^\circ$). Since a low impact parameter solution is suggested by the DT model ($b = 0.135^{+0.065}_{-0.049}$), we derive the high stellar obliquity solution. The DT inferred impact parameter is still consistent with the one from transit-only fit ($b = 0.2 \pm 0.1$). Breaking the degeneracy between the impact parameter and stellar obliquity will be the key step towards precise stellar obliquity measurement in future observations.

Lastly, we use the inclination of the host star ($i_* = 76 \pm 10^\circ$) and the projected stellar obliquity to estimate the true stellar obliquity ψ of TOI-1268. Using the spherical law of cosines, $\cos \psi = \cos |\lambda| \sin i \sin i_* + \cos i \cos i_*$, where i is the orbital inclination, we get $\psi = 22.7 \pm 10.5^\circ$ for NEID-DRP RVs, $\psi = 30.4 \pm 11.1^\circ$ for SERVAL RVs, and $\psi = 40 \pm 10^\circ$ for the DT signal.

5. RESULTS AND DISCUSSION

TOI-1268 is an early K-type dwarf hosting an 8.2-day, Saturn-sized planet. Using the host star’s rotation period and lithium abundance, we estimated the age of TOI-1268 between the 120 Myr Pleiades and the 670 Myr Praesepe or 730 Myr Hyades. TOI-1268b was discovered during the *TESS* prime mission, and validated by seeing-limited photometry, reconnaissance spectroscopy on TRES, and high-resolution imaging on Alopeke, PHARO, Speckle Polarimeter on SAI-2.5m, and ShARCS. We confirmed the planet using the newly commissioned NEID spectrograph via the RM-effect. The planetary nature of TOI-1268b has also been independently confirmed by the KESPRINT consortium through high-precision RV follow-up observations (Šubjak et al. submitted).

Using the NEID spectra, the stellar obliquity of TOI-1268 was constrained. The stellar obliquity and impact parameter degeneracy and the small $v \sin i_*$ of TOI-1268 make it challenging to measure the stellar obliquity precisely from a single transit observation. However, a stellar obliquity greater than 60° can be ruled out at 3σ level. The stellar obliquity of TOI-1268 is either aligned, suggested by the NEID-DRP RVs, or slightly misaligned, suggested by the SERVAL RVs and the DT signal. Further transit spectroscopy observations of the system will be required to resolve the minor discrepancy between the models and refine the stellar obliquity measurement. Oshagh et al. (2018) discussed how star spots could compromise stellar obliquity measurements, which further motivate multiple RM-effect measurements on young TOI-1268. TOI-1268 is one of the few studies constraining the stellar obliquity using multiple techniques (see also Knudstrup & Albrecht 2021), and one of the first studies modeling DT signals on a spotty young star with a high precision stabilized spectrograph. Previous works have made use of lower precision spectrographs that make such a comparison impossible.

The eccentricity of TOI-1268b inferred purely from the transit light curves and the stellar density is consistent with a circular or low eccentricity orbit planet. Given TOI-1268b’s large orbital distance ($a_p = 0.068 \pm 0.02$ au), it will require high tidal dissipation efficiency and/or a nearby companion still coupled and driving eccentricity oscillations of TOI-1268b, if the planet has undergone or is undergoing high-eccentricity tidal migration. TOI-1268b is likely an outcome of disk migration or in-situ formation. The large planet-star separation ($a/R_* \sim 17$), along with the system’s young age, makes it unlikely to align with its host star by planet-star

tidal interactions. The stellar obliquity of the system probes the primordial spin-orbit angles for Warm Jupiters formed in situ or via disk migration and points to an aligned or slightly misaligned system. Strong primordial misalignment, such as by chaotic accretion (Bate et al. 2010), magnetic warping (Lai et al. 2011), or an inclined stellar/planetary companion (Batygin 2012), probably did not occur in the system.

In Figure 6, we present the projected stellar obliquity versus stellar age for all Hot/Warm Jupiters for which obliquity measurements are available (data from Albrecht et al., in prep). Planets are colored by their planet-star separations (a/R_*) and circles (triangles) indicate host star temperatures above (below) to the Kraft break (6250 K). TOI-1268b stands out for its young age and large planet-star separation. Currently, giant planets in systems younger than 100 Myr – β -Pic b (Hirano et al. 2020), WASP-25b (Brown et al. 2012), HIP 67522b (Heitzmann et al. 2021), and V1298 Tau b and c (Johnson et al. 2021; Feinstein et al. 2021) – are all found in aligned systems. TOI-1268b might lie in the transitional region where more misaligned systems get discovered. More stellar obliquity measurements of young systems are encouraged before interpreting the observations theoretically.

ACKNOWLEDGMENTS

Computations for this research were performed on the Pennsylvania State University’s Institute for Computational & Data Sciences Advanced CyberInfrastructure (ICS-ACI). This content is solely the responsibility of the authors and does not necessarily represent the views of the Institute for CyberScience. The Center for Exoplanets and Habitable Worlds is supported by the Pennsylvania State University and the Eberly College of Science. We gratefully acknowledge support by NASA XRP 80NSSC18K0355 and NASA TESS GO 80NSSC18K1695.

These results are based on observations obtained with NEID on the WIYN 3.5m Telescope at Kitt Peak National Observatory. WIYN is a joint facility of the University of Wisconsin–Madison, Indiana University, NSF’s NOIRLab, the Pennsylvania State University, Purdue University, University of California, Irvine, and the University of Missouri. The authors are honored to be permitted to conduct astronomical research on Iolkam Du’ag (Kitt Peak), a mountain with particular significance to the Tohono O’odham.

This work makes use of observations from the LCOGT network.

This work was performed for the Jet Propulsion Laboratory, California Institute of Technology, sponsored by the United States Government under the Prime Contract 80NM0018D0004 between Caltech and NASA.

The research leading to these results has received funding from the ARC grant for Concerted Research Actions, financed by the Wallonia-Brussels Federation.

TRAPPIST is funded by the Belgian Fund for Scientific Research (Fond National de la Recherche Scientifique, FNRS) under the grant PDR T.0120.21, with the participation of the Swiss National Science Foundation (SNF). TRAPPIST-North is a project funded by the University of Liege (Belgium), in collaboration with Cadi Ayyad University of Marrakech (Morocco) MG and EJ are F.R.S.-FNRS Senior Research Associate.

CDD acknowledges support from the NASA Exoplanet Research Program (XRP) under award 80NSSC20K0250.

A.A.B. and I.A.S. acknowledge the support of Ministry of Science and Higher Education of the Russian Federation under the grant 075-15-2020-780 (N13.1902.21.0039).

We acknowledge the use of public TESS data from pipelines at the TESS Science Office and at the TESS Science Processing Operations Center.

Resources supporting this work were provided by the NASA High-End Computing (HEC) Program through the NASA Advanced Supercomputing (NAS) Division at Ames Research Center for the production of the SPOC data products.

This research made use of exoplanet (Foreman-Mackey et al. 2019; Foreman-Mackey et al. 2021) and its dependencies (Agol et al. 2020; Astropy Collaboration et al. 2013, 2018; Foreman-Mackey et al. 2019; Foreman-Mackey et al. 2017b; Foreman-Mackey 2018b; Kipping 2013; Luger et al. 2019; Salvatier et al. 2016; Theano Development Team 2016).

Some/all of the data presented in this paper were obtained from the Mikulski Archive for Space Telescopes (MAST) at the Space Telescope Science Institute. The specific observations analyzed can be accessed via [10.17909/t9-nmc8-f686](https://doi.org/10.17909/t9-nmc8-f686).

Facilities: TESS, Gaia, LCOGT, TRAPPIST-North, PHARON, Alopeke, ShARCS, KELT, TRES, NEID, Exoplanet Archive

Software: ArviZ (Kumar et al. 2019), astroARIADNE, AstroImageJ (Collins et al. 2017), astropy (Astropy Collaboration et al. 2013, 2018), BAFFLES (Stanford-Moore et al. 2020), celerite2 (Foreman-Mackey et al. 2017b; Foreman-Mackey 2018b), Comove (Toffemire et al. 2021), EXOFASTv2 (Eastman et al. 2013, 2019), exoplanet (Foreman-Mackey et al. 2021), Jupyter (Kluyver et al. 2016), Matplotlib (Hunter 2007; Droettboom et al. 2016), NumPy (van der Walt et al. 2011; Harris et al. 2020), pandas (Wes McKinney 2010), PyMC (Salvatier et al. 2016), SciPy (Virtanen et al. 2020), starry (Luger et al. 2019), Tapir (Jensen 2013), VARTOOLS (Hartman & Bakos 2016)

Table 1. Median values and 68% credible intervals for the stellar and planetary parameters of the TOI-1268 (TIC-142394656) system.

Parameter	Units	Values			
Stellar Parameters					
M_* ...	Mass (M_\odot)	0.90 ± 0.13			
R_* ...	Radius (R_\odot)	0.86 ± 0.02			
ρ_* ...	Density (cgs)	1.98 ± 0.33			
$\log g$..	Surface gravity (cgs)	4.52 ± 0.07			
T_{eff} ...	Effective temperature (K)	5257 ± 40			
[M/H]	Bulk metallicity (dex)	+0.17 ± 0.06			
P_{rot} ..	Stellar rotation period (day)	10.84 ± 0.07			
v_{rot} ...	Equatorial velocity (km s^{-1})	4.02 ± 0.10			
G	Gaia G magnitude (EDR3; Lindegren et al. 2021)	10.690 ± 0.001			
B_P ...	Gaia B_P magnitude (EDR3; Lindegren et al. 2021)	11.131 ± 0.002			
R_P ...	Gaia R_P magnitude (EDR3; Lindegren et al. 2021)	10.089 ± 0.001			
Planetary Parameters (transit+RM-effect joint model)					
P	Period (days)	8.157728 ^{+0.000005} _{-0.000005}			
T_C ...	Mid-transit time (BJD)	2458703.5895 ^{+0.0003} _{-0.0002}			
R_p/R_*	Planet-star radius ratio	0.089 ^{+0.001} _{-0.001}			
R_p	Radius (R_{Jup})	0.747 ^{+0.018} _{-0.018}			
			With NEID-DRP RVs	With SERVAL RVs	With DT
ρ_{circ}	Stellar density assuming the planet has a circular orbit (cgs)	1.437 ^{+0.051} _{-0.099}	1.407 ^{+0.064} _{-0.094}	1.450 ^{+0.033} _{-0.049}	
a/R_* ..	Planet-star separation	17.164 ^{+0.199} _{-0.403}	17.043 ^{+0.256} _{-0.387}	17.215 ^{+0.131} _{-0.196}	
a	Semi-major axis (au)	0.0684 ^{+0.0019} _{-0.0021}	0.0680 ^{+0.0020} _{-0.0021}	0.0688 ^{+0.0017} _{-0.0018}	
b	Transit impact parameter	0.191 ^{+0.149} _{-0.130}	0.246 ^{+0.121} _{-0.128}	0.135 ^{+0.065} _{-0.049}	
i	Inclination (°)	89.469 ^{+0.361} _{-0.413}	89.318 ^{+0.354} _{-0.337}	89.552 ^{+0.165} _{-0.222}	
$ \lambda $	Projected stellar obliquity (°)	13.623 ^{+14.145} _{-9.572}	24.873 ^{+12.963} _{-13.134}	39.997 ^{+7.223} _{-9.904}	
$v \sin i_*$	Rotational line broadening (km s^{-1})	4.472 ^{+0.454} _{-0.392}	4.303 ^{+0.553} _{-0.454}	4.183 ^{+0.306} _{-0.231}	
e	Eccentricity	0.13 ^{+0.24} _{-0.13}	0.13 ^{+0.27} _{-0.13}	0.12 ^{+0.24} _{-0.12}	
ω	Argument of periape (°)	210 ⁺²⁵ ₋₁₉ , 329 ⁺²¹ ₋₂₅	212 ⁺²⁵ ₋₂₀ , 328 ⁺¹⁹ ₋₂₆	210 ⁺²⁴ ₋₁₉ , 329 ⁺²⁰ ₋₂₇	
σ_{RV} ..	Radial velocity jitter (m s^{-1})	3.473 ^{+1.791} _{-2.243}	2.255 ^{+1.861} _{-1.683}	-	
v_{macro}	Macroturbulence of the host star (km s^{-1})	-	-	2.020 ^{+0.134} _{-0.131}	
$u_{0,TESS}$	Quadratic limb-darkening coefficient 0	0.235 ^{+0.072} _{-0.074}	0.236 ^{+0.076} _{-0.077}	0.239 ^{+0.071} _{-0.074}	
$u_{1,TESS}$	Quadratic limb-darkening coefficient 1	0.473 ^{+0.150} _{-0.142}	0.462 ^{+0.154} _{-0.146}	0.478 ^{+0.151} _{-0.137}	

NOTE—Due to the asymmetric and bimodal shapes of the eccentricity and argument of periape posteriors, instead of reporting their medians and 68% credible intervals, we report their 68% highest posterior density intervals.

REFERENCES

- Agol, E., Luger, R., & Foreman-Mackey, D. 2020, *AJ*, 159, 123, doi: [10.3847/1538-3881/ab4fee](https://doi.org/10.3847/1538-3881/ab4fee)
- Albrecht, S., Winn, J. N., Johnson, J. A., et al. 2012, *ApJ*, 757, 18, doi: [10.1088/0004-637X/757/1/18](https://doi.org/10.1088/0004-637X/757/1/18)
- Astropy Collaboration, Robitaille, T. P., Tollerud, E. J., et al. 2013, *A&A*, 558, A33, doi: [10.1051/0004-6361/201322068](https://doi.org/10.1051/0004-6361/201322068)
- Astropy Collaboration, Price-Whelan, A. M., Sipőcz, B. M., et al. 2018, *AJ*, 156, 123, doi: [10.3847/1538-3881/aabc4f](https://doi.org/10.3847/1538-3881/aabc4f)
- Bate, M. R., Lodato, G., & Pringle, J. E. 2010, *MNRAS*, 401, 1505, doi: [10.1111/j.1365-2966.2009.15773.x](https://doi.org/10.1111/j.1365-2966.2009.15773.x)
- Batygin, K. 2012, *Nature*, 491, 418, doi: [10.1038/nature11560](https://doi.org/10.1038/nature11560)

- Boesgaard, A. M., Lum, M. G., Deliyannis, C. P., et al. 2016, *ApJ*, 830, 49, doi: [10.3847/0004-637X/830/1/49](https://doi.org/10.3847/0004-637X/830/1/49)
- Brown, D. J. A., Cameron, A. C., Anderson, D. R., et al. 2012, *MNRAS*, 423, 1503, doi: [10.1111/j.1365-2966.2012.20973.x](https://doi.org/10.1111/j.1365-2966.2012.20973.x)
- Brown, T. M., Baliber, N., Bianco, F. B., et al. 2013, *Publications of the Astronomical Society of the Pacific*, 125, 1031, doi: [10.1086/673168](https://doi.org/10.1086/673168)
- Buchhave, L. A., Bakos, G. Á., Hartman, J. D., et al. 2010, *ApJ*, 720, 1118, doi: [10.1088/0004-637X/720/2/1118](https://doi.org/10.1088/0004-637X/720/2/1118)
- Buchhave, L. A., Latham, D. W., Johansen, A., et al. 2012, *Nature*, 486, 375, doi: [10.1038/nature11121](https://doi.org/10.1038/nature11121)
- Buchhave, L. A., Bizzarro, M., Latham, D. W., et al. 2014, *Nature*, 509, 593, doi: [10.1038/nature13254](https://doi.org/10.1038/nature13254)
- Castelli, F., & Kurucz, R. L. 2004, *ArXiv Astrophysics e-prints*
- Collier Cameron, A., Guenther, E., Smalley, B., et al. 2010, *MNRAS*, 407, 507, doi: [10.1111/j.1365-2966.2010.16922.x](https://doi.org/10.1111/j.1365-2966.2010.16922.x)
- Collins, K., Quinn, S. N., Latham, D. W., et al. 2018, in *American Astronomical Society Meeting Abstracts*, Vol. 231, American Astronomical Society Meeting Abstracts #231, 439.08
- Collins, K. A., Kielkopf, J. F., Stassun, K. G., & Hessman, F. V. 2017, *AJ*, 153, 77, doi: [10.3847/1538-3881/153/2/77](https://doi.org/10.3847/1538-3881/153/2/77)
- Cummings, J. D., Deliyannis, C. P., Maderak, R. M., & Steinhauer, A. 2017, *AJ*, 153, 128, doi: [10.3847/1538-3881/aa5b86](https://doi.org/10.3847/1538-3881/aa5b86)
- Curtis, J. L., Agüeros, M. A., Douglas, S. T., & Meibom, S. 2019, *ApJ*, 879, 49, doi: [10.3847/1538-4357/ab2393](https://doi.org/10.3847/1538-4357/ab2393)
- Dawson, R. I., & Johnson, J. A. 2018, *ARA&A*, 56, 175, doi: [10.1146/annurev-astro-081817-051853](https://doi.org/10.1146/annurev-astro-081817-051853)
- Donati, J. F., Semel, M., Carter, B. D., Rees, D. E., & Collier Cameron, A. 1997, *MNRAS*, 291, 658, doi: [10.1093/mnras/291.4.658](https://doi.org/10.1093/mnras/291.4.658)
- Douglas, S. T., Agüeros, M. A., Covey, K. R., et al. 2016, *ApJ*, 822, 47, doi: [10.3847/0004-637X/822/1/47](https://doi.org/10.3847/0004-637X/822/1/47)
- Douglas, S. T., Curtis, J. L., Agüeros, M. A., et al. 2019, *ApJ*, 879, 100, doi: [10.3847/1538-4357/ab2468](https://doi.org/10.3847/1538-4357/ab2468)
- Droettboom, M., Hunter, J., Caswell, T. A., et al. 2016, *Matplotlib: Matplotlib V1.5.1, v1.5.1*, Zenodo, doi: [10.5281/zenodo.44579](https://doi.org/10.5281/zenodo.44579)
- Eastman, J., Gaudi, B. S., & Agol, E. 2013, *PASP*, 125, 83, doi: [10.1086/669497](https://doi.org/10.1086/669497)
- Eastman, J. D., Rodriguez, J. E., Agol, E., et al. 2019, *arXiv e-prints*, arXiv:1907.09480. <https://arxiv.org/abs/1907.09480>
- Feinstein, A. D., Montet, B. T., Johnson, M. C., et al. 2021, *AJ*, 162, 213, doi: [10.3847/1538-3881/ac1f24](https://doi.org/10.3847/1538-3881/ac1f24)
- Foreman-Mackey, D. 2018a, *Research Notes of the American Astronomical Society*, 2, 31, doi: [10.3847/2515-5172/aaaf6c](https://doi.org/10.3847/2515-5172/aaaf6c)
- . 2018b, *Research Notes of the American Astronomical Society*, 2, 31, doi: [10.3847/2515-5172/aaaf6c](https://doi.org/10.3847/2515-5172/aaaf6c)
- Foreman-Mackey, D., Agol, E., Ambikasaran, S., & Angus, R. 2017a, *AJ*, 154, 220, doi: [10.3847/1538-3881/aa9332](https://doi.org/10.3847/1538-3881/aa9332)
- . 2017b, *AJ*, 154, 220, doi: [10.3847/1538-3881/aa9332](https://doi.org/10.3847/1538-3881/aa9332)
- Foreman-Mackey, D., Czekala, I., Luger, R., et al. 2019, *dfm/exoplanet: exoplanet v0.2.1*, doi: [10.5281/zenodo.3462740](https://doi.org/10.5281/zenodo.3462740)
- Foreman-Mackey, D., Luger, R., Agol, E., et al. 2021, *arXiv e-prints*, arXiv:2105.01994. <https://arxiv.org/abs/2105.01994>
- Gagné, J., Mamajek, E. E., Malo, L., et al. 2018, *ApJ*, 856, 23, doi: [10.3847/1538-4357/aaae09](https://doi.org/10.3847/1538-4357/aaae09)
- Gavel, D., Kupke, R., Dillon, D., et al. 2014, in *Society of Photo-Optical Instrumentation Engineers (SPIE) Conference Series*, Vol. 9148, Adaptive Optics Systems IV, ed. E. Marchetti, L. M. Close, & J.-P. Vran, 914805, doi: [10.1117/12.2055256](https://doi.org/10.1117/12.2055256)
- Halverson, S., Terrien, R., Mahadevan, S., et al. 2016, in *Proc. SPIE*, Vol. 9908, Ground-based and Airborne Instrumentation for Astronomy VI, 99086P, doi: [10.1117/12.2232761](https://doi.org/10.1117/12.2232761)
- Harris, C. R., Jarrod Millman, K., van der Walt, S. J., et al. 2020, *arXiv e-prints*, arXiv:2006.10256. <https://arxiv.org/abs/2006.10256>
- Hartman, J. D., & Bakos, G. Á. 2016, *Astronomy and Computing*, 17, 1, doi: [10.1016/j.ascom.2016.05.006](https://doi.org/10.1016/j.ascom.2016.05.006)
- Hayward, T. L., Brandl, B., Pirger, B., et al. 2001, *PASP*, 113, 105, doi: [10.1086/317969](https://doi.org/10.1086/317969)
- Heitzmann, A., Zhou, G., Quinn, S. N., et al. 2021, *arXiv e-prints*, arXiv:2109.04174. <https://arxiv.org/abs/2109.04174>
- Hirano, T., Krishnamurthy, V., Gaidos, E., et al. 2020, *ApJL*, 899, L13, doi: [10.3847/2041-8213/aba6eb](https://doi.org/10.3847/2041-8213/aba6eb)
- Hirsch, L. A., Ciardi, D. R., Howard, A. W., et al. 2019, *ApJ*, 878, 50, doi: [10.3847/1538-4357/ab1b11](https://doi.org/10.3847/1538-4357/ab1b11)
- Huang, C. X., Vanderburg, A., Pál, A., et al. 2020a, *Research Notes of the American Astronomical Society*, 4, 204, doi: [10.3847/2515-5172/abca2e](https://doi.org/10.3847/2515-5172/abca2e)
- . 2020b, *Research Notes of the American Astronomical Society*, 4, 206, doi: [10.3847/2515-5172/abca2d](https://doi.org/10.3847/2515-5172/abca2d)
- Hunter, J. D. 2007, *Computing in Science and Engineering*, 9, 90, doi: [10.1109/MCSE.2007.55](https://doi.org/10.1109/MCSE.2007.55)
- Jenkins, J. M., Twicken, J. D., McCauliff, S., et al. 2016, in *Proc. SPIE*, Vol. 9913, Software and Cyberinfrastructure for Astronomy IV, 99133E, doi: [10.1117/12.2233418](https://doi.org/10.1117/12.2233418)
- Jensen, E. 2013, *Tapir: A web interface for transit/eclipse observability*, *Astrophysics Source Code Library*. <http://ascl.net/1306.007>
- Johnson, M. C., David, T. J., Petigura, E. A., et al. 2021, *arXiv e-prints*, arXiv:2110.10707. <https://arxiv.org/abs/2110.10707>
- Kanodia, S., Mahadevan, S., Ramsey, L. W., et al. 2018, in *Society of Photo-Optical Instrumentation Engineers (SPIE) Conference Series*, Vol. 10702, Ground-based and Airborne Instrumentation for Astronomy VII, ed. C. J. Evans, L. Simard, & H. Takami, 107026Q, doi: [10.1117/12.2313491](https://doi.org/10.1117/12.2313491)
- Kipping, D. M. 2013, *MNRAS*, 435, 2152, doi: [10.1093/mnras/stt1435](https://doi.org/10.1093/mnras/stt1435)

- Kluyver, T., Ragan-Kelley, B., Pérez, F., et al. 2016, in *Positioning and Power in Academic Publishing: Players, Agents and Agendas*, ed. F. Loizides & B. Schmidt (Netherlands: IOS Press), 87–90. <https://eprints.soton.ac.uk/403913/>
- Knudstrup, E., & Albrecht, S. 2021, arXiv e-prints, arXiv:2111.14968. <https://arxiv.org/abs/2111.14968>
- Kumar, R., Carroll, C., Hartikainen, A., & Martin, O. 2019, *Journal of Open Source Software*, 4, 1143, doi: [10.21105/joss.01143](https://doi.org/10.21105/joss.01143)
- Kupke, R., Gavel, D., Roskosi, C., et al. 2012, in *Society of Photo-Optical Instrumentation Engineers (SPIE) Conference Series*, Vol. 8447, *Adaptive Optics Systems III*, ed. B. L. Ellerbroek, E. Marchetti, & J.-P. Véran, 84473G, doi: [10.1117/12.926470](https://doi.org/10.1117/12.926470)
- Lai, D., Foucart, F., & Lin, D. N. C. 2011, *MNRAS*, 412, 2790, doi: [10.1111/j.1365-2966.2010.18127.x](https://doi.org/10.1111/j.1365-2966.2010.18127.x)
- Indegren, L., Klioner, S. A., Hernández, J., et al. 2021, *A&A*, 649, A2, doi: [10.1051/0004-6361/202039709](https://doi.org/10.1051/0004-6361/202039709)
- Lomb, N. R. 1976, *Ap&SS*, 39, 447, doi: [10.1007/BF00648343](https://doi.org/10.1007/BF00648343)
- Luger, R., Agol, E., Foreman-Mackey, D., et al. 2019, *AJ*, 157, 64, doi: [10.3847/1538-3881/aae8e5](https://doi.org/10.3847/1538-3881/aae8e5)
- Mandel, K., & Agol, E. 2002, *ApJL*, 580, L171, doi: [10.1086/345520](https://doi.org/10.1086/345520)
- Masuda, K., & Winn, J. N. 2020, *AJ*, 159, 81, doi: [10.3847/1538-3881/ab65be](https://doi.org/10.3847/1538-3881/ab65be)
- McLaughlin, D. B. 1924, *ApJ*, 60, 22, doi: [10.1086/142826](https://doi.org/10.1086/142826)
- Meibom, S., Barnes, S. A., Platais, I., et al. 2015, *Nature*, 517, 589, doi: [10.1038/nature14118](https://doi.org/10.1038/nature14118)
- Oshagh, M., Triaud, A. H. M. J., Burdanov, A., et al. 2018, *A&A*, 619, A150, doi: [10.1051/0004-6361/201833709](https://doi.org/10.1051/0004-6361/201833709)
- Pepper, J., Gould, A., & Depoy, D. L. 2003, *AcA*, 53, 213. <https://arxiv.org/abs/astro-ph/0208042>
- Pepper, J., Pogge, R. W., DePoy, D. L., et al. 2007, *PASP*, 119, 923, doi: [10.1086/521836](https://doi.org/10.1086/521836)
- Petrovich, C. 2015, *ApJ*, 805, 75, doi: [10.1088/0004-637X/805/1/75](https://doi.org/10.1088/0004-637X/805/1/75)
- Quinn, S. N., White, R. J., Latham, D. W., et al. 2012, *ApJL*, 756, L33, doi: [10.1088/2041-8205/756/2/L33](https://doi.org/10.1088/2041-8205/756/2/L33)
- . 2014, *ApJ*, 787, 27, doi: [10.1088/0004-637X/787/1/27](https://doi.org/10.1088/0004-637X/787/1/27)
- Rebull, L. M., Stauffer, J. R., Bouvier, J., et al. 2016, *AJ*, 152, 113, doi: [10.3847/0004-6256/152/5/113](https://doi.org/10.3847/0004-6256/152/5/113)
- Ricker, G. R., Winn, J. N., Vanderspek, R., et al. 2015, *Journal of Astronomical Telescopes, Instruments, and Systems*, 1, 014003, doi: [10.1117/1.JATIS.1.1.014003](https://doi.org/10.1117/1.JATIS.1.1.014003)
- Robertson, P., Anderson, T., Stefansson, G., et al. 2019, *Journal of Astronomical Telescopes, Instruments, and Systems*, 5, 015003, doi: [10.1117/1.JATIS.5.1.015003](https://doi.org/10.1117/1.JATIS.5.1.015003)
- Rogers, T. M., Lin, D. N. C., & Lau, H. H. B. 2012, *ApJL*, 758, L6, doi: [10.1088/2041-8205/758/1/L6](https://doi.org/10.1088/2041-8205/758/1/L6)
- Rogers, T. M., Lin, D. N. C., McElwaine, J. N., & Lau, H. H. B. 2013, *ApJ*, 772, 21, doi: [10.1088/0004-637X/772/1/21](https://doi.org/10.1088/0004-637X/772/1/21)
- Rossiter, R. A. 1924, *ApJ*, 60, 15, doi: [10.1086/142825](https://doi.org/10.1086/142825)
- Salvatier, J., Wiecki, T. V., & Fonnesbeck, C. 2016, *PeerJ Computer Science*, 2, e55
- Savel, A. B., Dressing, C. D., Hirsch, L. A., et al. 2020, *AJ*, 160, 287, doi: [10.3847/1538-3881/abc47d](https://doi.org/10.3847/1538-3881/abc47d)
- Scargle, J. D. 1982, *ApJ*, 263, 835, doi: [10.1086/160554](https://doi.org/10.1086/160554)
- Schwab, C., Rakich, A., Gong, Q., et al. 2016, in *Proc. SPIE*, Vol. 9908, *Ground-based and Airborne Instrumentation for Astronomy VI*, 99087H, doi: [10.1117/12.2234411](https://doi.org/10.1117/12.2234411)
- Scott, N. J. 2019, in *AAS/Division for Extreme Solar Systems Abstracts*, Vol. 51, *AAS/Division for Extreme Solar Systems Abstracts*, 330.15
- Short, D. R., Orosz, J. A., Windmiller, G., & Welsh, W. F. 2018, *AJ*, 156, 297, doi: [10.3847/1538-3881/aae889](https://doi.org/10.3847/1538-3881/aae889)
- Stanford-Moore, S. A., Nielsen, E. L., De Rosa, R. J., Macintosh, B., & Czekala, I. 2020, *ApJ*, 898, 27, doi: [10.3847/1538-4357/ab9a35](https://doi.org/10.3847/1538-4357/ab9a35)
- Stassun, K. G., Oelkers, R. J., Paegert, M., et al. 2019, *AJ*, 158, 138, doi: [10.3847/1538-3881/ab3467](https://doi.org/10.3847/1538-3881/ab3467)
- Stefansson, G., Hearty, F., Robertson, P., et al. 2016, *ApJ*, 833, 175, doi: [10.3847/1538-4357/833/2/175](https://doi.org/10.3847/1538-4357/833/2/175)
- Stefansson, G., Mahadevan, S., Petrovich, C., et al. 2021, arXiv e-prints, arXiv:2111.01295. <https://arxiv.org/abs/2111.01295>
- Stumpe, M. C., Smith, J. C., Catanzarite, J. H., et al. 2014, *PASP*, 126, 100, doi: [10.1086/674989](https://doi.org/10.1086/674989)
- Stumpe, M. C., Smith, J. C., Van Cleve, J. E., et al. 2012, *PASP*, 124, 985, doi: [10.1086/667698](https://doi.org/10.1086/667698)
- Theano Development Team. 2016, arXiv e-prints, abs/1605.02688. <http://arxiv.org/abs/1605.02688>
- Tofflemire, B. M., Rizzuto, A. C., Newton, E. R., et al. 2021, *AJ*, 161, 171, doi: [10.3847/1538-3881/abd5f3](https://doi.org/10.3847/1538-3881/abd5f3)
- van der Walt, S., Colbert, S. C., & Varoquaux, G. 2011, *Computing in Science and Engineering*, 13, 22, doi: [10.1109/MCSE.2011.37](https://doi.org/10.1109/MCSE.2011.37)
- VanderPlas, J. T. 2018, *ApJS*, 236, 16, doi: [10.3847/1538-4365/aab766](https://doi.org/10.3847/1538-4365/aab766)
- Virtanen, P., Gommers, R., Oliphant, T. E., et al. 2020, *Nature Methods*, 17, 261, doi: [10.1038/s41592-019-0686-2](https://doi.org/10.1038/s41592-019-0686-2)
- Wes McKinney. 2010, in *Proceedings of the 9th Python in Science Conference*, ed. Stéfan van der Walt & Jarrod Millman, 56–61, doi: [10.25080/Majora-92bf1922-00a](https://doi.org/10.25080/Majora-92bf1922-00a)
- Winn, J. N., Fabrycky, D., Albrecht, S., & Johnson, J. A. 2010, *ApJL*, 718, L145, doi: [10.1088/2041-8205/718/2/L145](https://doi.org/10.1088/2041-8205/718/2/L145)
- Zechmeister, M., Reiners, A., Amado, P. J., et al. 2018, *A&A*, 609, A12, doi: [10.1051/0004-6361/201731483](https://doi.org/10.1051/0004-6361/201731483)
- Zhou, G., Quinn, S. N., Irwin, J., et al. 2021, *AJ*, 161, 2, doi: [10.3847/1538-3881/abba22](https://doi.org/10.3847/1538-3881/abba22)