

## Abstract

Large-scale, high-end, scientific instruments see their performances significantly impaired by residual ground motion at low frequencies. Namely, recent development of gravitational wave detectors aims to detect gravitational waves whose strain is as low as  $10^{-20}$  Hz<sup>-1/2</sup> in the sub-Hz frequency range [1], while seismic noise can be 9 times larger in this frequency range [2]. High performance active isolation strategy and seismic sensors are required to address this issue.

The Precision Mechatronics Laboratory, based in ULiège and ULB, Belgium, has a large experience in developing high-resolution optical inertial sensors intended to be used in active control [3]. Efforts have been spent in improving the resolution of these sensors in the low frequency range.

Currently, horizontal and vertical inertial sensors have been developed. These sensors are based on an Long-range, Michelson-type, optical readout with a sensitivity of  $2 \cdot 10^{-13}$  m/ $\sqrt{\text{Hz}}$  at 1 Hz. The inertial sensors are characterized by a sensitivity of  $2 \cdot 10^{-12}$  m/ $\sqrt{\text{Hz}}$  at 1 Hz,  $1 \cdot 10^{-13}$  m/ $\sqrt{\text{Hz}}$  at 10 Hz and  $3 \cdot 10^{-14}$  m/ $\sqrt{\text{Hz}}$  at 100 Hz [4].

The resolution of the inertial unit is limited by thermal noise below 20 Hz and photodetector noise above 40 Hz. Efforts are now spent in mitigating these limitations in our next generation of sensors. Thermal noise will be decreased by using low-dissipation flexures made in fused-silica, and placing the mechanics in a HV environment. Readout resolution is improved by means of high-performance InGaAs photodetectors. The sensors are also meant to be compact, and fit in a 10 x 10 x 10 cm<sup>3</sup> box.

## VINS & HINS




Fig. 1: Current Horizontal and Vertical Inertial Sensors.

## Inertial unit resolution




Fig. 2: Inertial unit. Three of them are available.

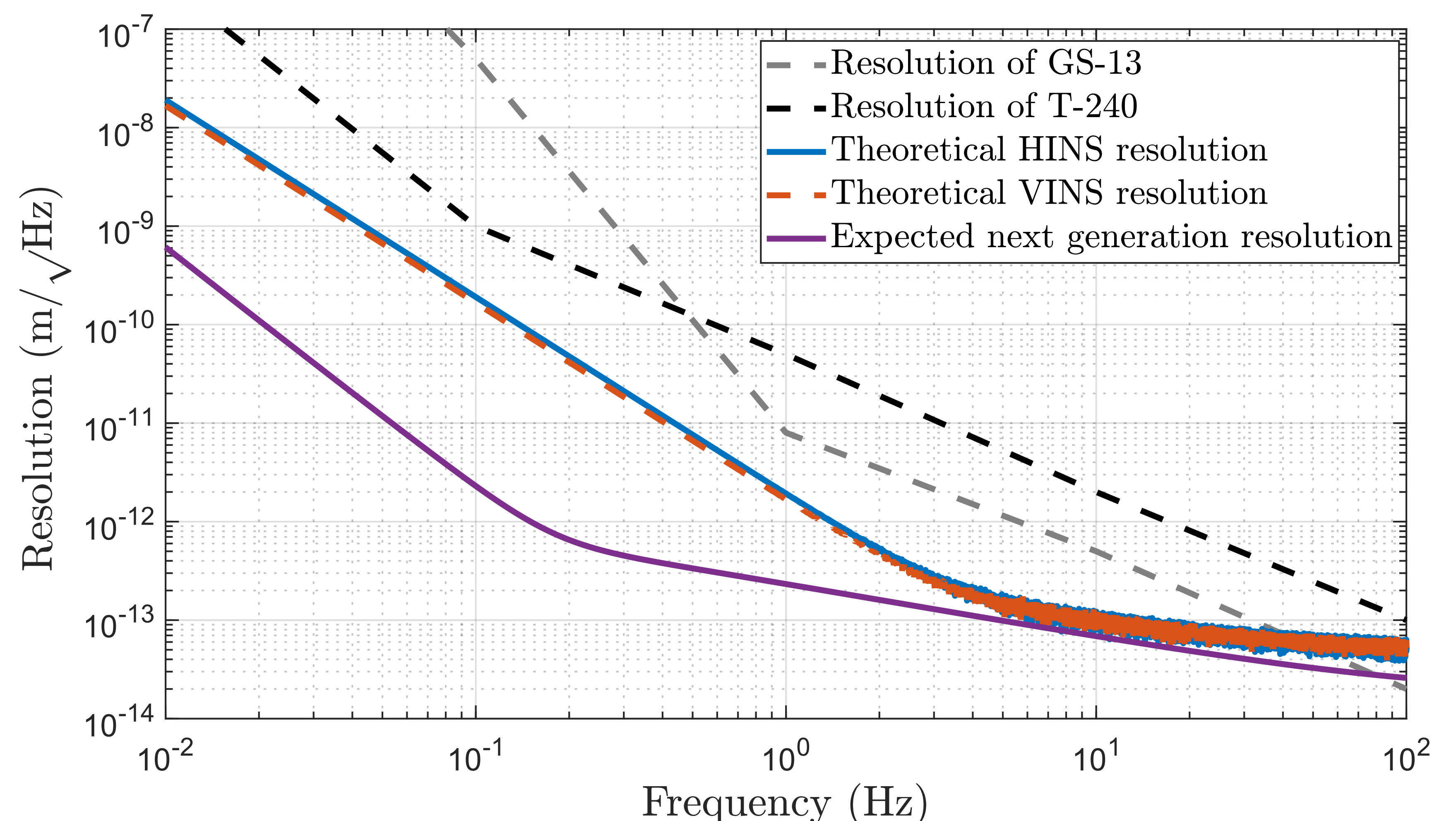


Fig. 3: Theoretical resolution of the inertial sensors.

## Next generation

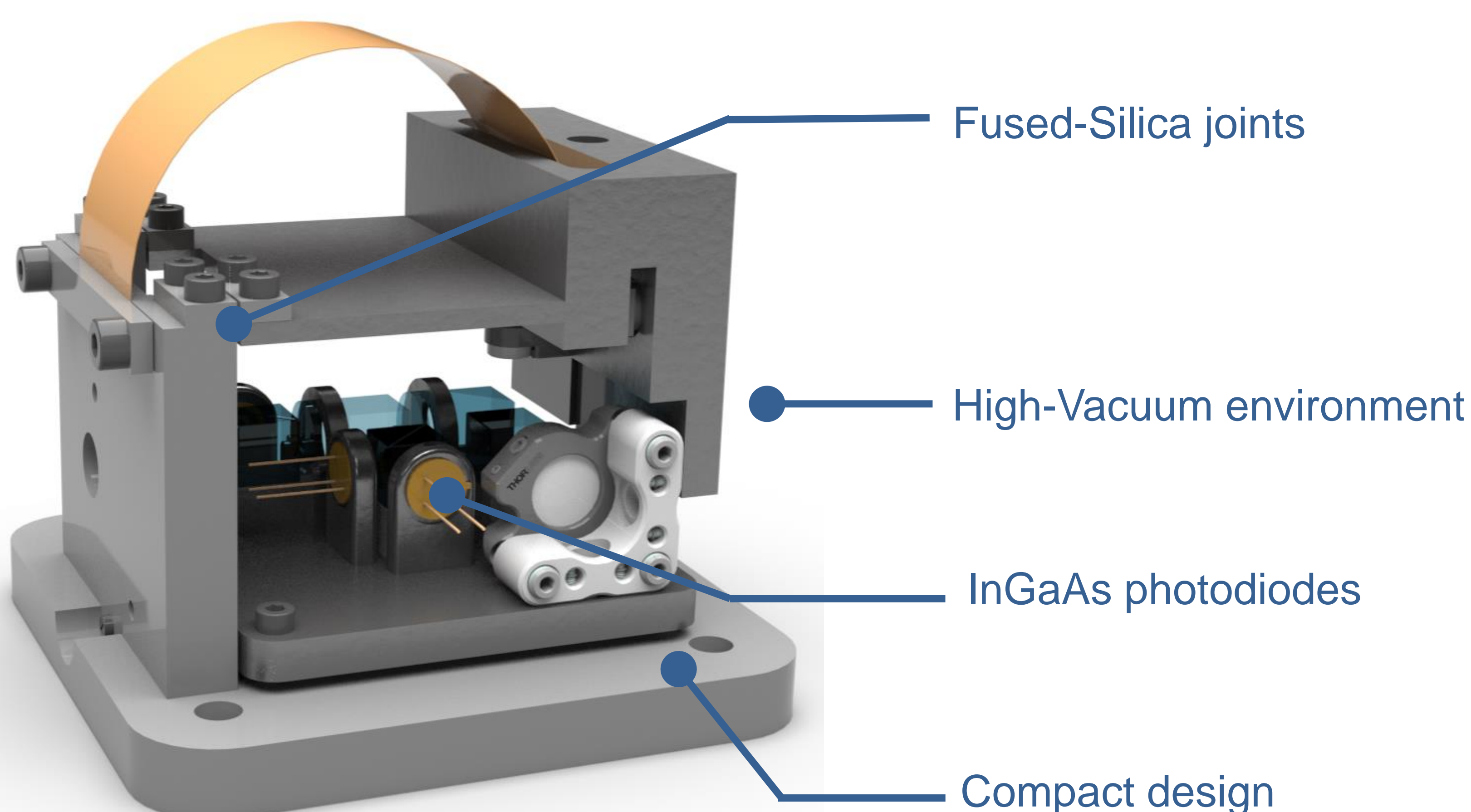


Fig. 4: Next generation of optical inertial sensor (vertical prototype)

## Acknowledgements

This research is funded by the European Research Council Consolidator grant SILENT (grant agreement number 866259) and by the "Fonds de la Recherche Scientifique" Research project grant INFuSE (grant agreement number FNRS PDR T.0049.20).

## References

- [1] Harms J. *et al.* (2013). Low-Frequency Terrestrial Gravitational-Wave Detectors. *Physical Review D*. 88. DOI:10.1103/PhysRevD.88.122003
- [2] Accadia T. *et al.* (2011). The seismic Superattenuator of the Virgo gravitational waves interferometer. *Journal of low frequency noise, vibration and active control*. 30. 63-79.
- [3] Zhao G. *et al.* (2020). Experimental study on active seismic isolation using interferometric inertial sensors. *Mechanical Systems and Signal Processing*. 145. 106959. DOI:0.1016/j.ymsp.2020.10695
- [4] Ding B. (2021). Development of High Resolution Interferometric Inertial Sensors [Doctoral dissertation, Université Libre de Bruxelles]. Di-fusion.