

FNRS

# Potential Estimation of Minerals Content in Cow Milk Using Mid- Infrared Spectrometry

---


H. Soyeurt<sup>1</sup>, D. Bruwier<sup>1</sup>, N. Gengler<sup>1,2</sup>, J.-M.  
Romnee<sup>3</sup>, and P. Dardenne<sup>3</sup>

<sup>1</sup> Gembloux Agricultural University, Animal Science Unit, Belgium

<sup>2</sup> National Fund for Scientific Research, Belgium


<sup>3</sup> Walloon Agricultural Research Centre, Quality Department, Belgium

# Introduction




- Interest for human and animal health:
  - Ca : osteoporosis, milk fever
  - Na : milk fever, alkalosis, indicator of mastitis?
- Dairy products with high Ca content are commercialized to prevent osteoporosis (e.g., Belgium,...)

# Introduction




- Regular analysis
- Inductively Coupled Plasma Atomic Emission Spectrometry: ICP-AES
  - Fast
  - Expensive
- Previous studies on the measurement of milk components by Mid-Infrared (MIR) Spectrometry:
  - Fast and cheap
  - %fat, %protein, %fatty acids, %lactose, urea,...

# General Objective




- Estimate the contents of the major minerals in cow milk (Ca, Na, and P) by MIR spectrometry

# Milk Samples




- 1,609 milk samples :
  - March 2005 and May 2006
  - 478 cows in 8 herds belonging to 6 dairy breeds:
    - dual purpose Belgian Blue, Holstein Friesian, Jersey, Montbeliarde, Normande, and non-Holstein Meuse-Rhine-Yssel type Red and White
- 2 samples:
  - MilkoScan FT6000 during the Walloon milk recording
  - Conserved at -26°C

# Calibration




- Selection of samples :
  - Principal Components Approach (PCA)
  - 70 selected samples
    - 9 samples with bad conservation
    - 4 outliers
- Reference analysis:
  - ICP-AES without mineralization

# Calibration



- Equations:
  - 57 samples
  - Partial Least Squares (PLS) regressions
  - Repeatability file:
    - Walloon part of Belgium
    - Luxembourg
  - Accuracy: Full cross-validation

# Results




	N	Mean	SD	SECV	R <sup>2</sup> cv	RPD
Na	57	431.39	102.10	57.31	0.69	1.78
Ca	57	1251.58	157.44	66.98	<b>0.82</b>	<b>2.35</b>
P	57	1071.02	107.03	51.87	<b>0.77</b>	<b>2.06</b>

SD = Standard deviation; SECV= Standard error of cross-validation; R<sup>2</sup>cv = Cross-validation coefficient of determination; RPD = the ratio of SD to SECV


- If RPD > 2, good indicator
- Good prediction of Ca and P (high contents)

# Real MIR absorbance?



	Ca	P	%fat	%prot	lactose	urea
Na (mg/l of milk)	-0.25	-0.08	-0.49	0.33	-0.76	0.46
Ca (mg/l of milk)		0.58	0.52	0.21	0.19	-0.37
P (mg/l of milk)			0.38	0.56	-0.02	0.14
%fat (g/dl of milk)				0.29	-0.41	0.39
%prot (g/dl of milk)					0.19	-0.12
Lactose (g/dl of milk)						-0.33


# Real MIR absorbance?



	Ca	P	%fat	%prot	lactose	urea
Na (mg/l of milk)	-0.25	-0.08	-0.49	0.33	-0.76	0.46
Ca (mg/l of milk)		<b>0.58</b>	<b>0.52</b>	<b>0.21</b>	<b>0.19</b>	<b>-0.37</b>
P (mg/l of milk)			0.38	0.56	-0.02	0.14
%fat (g/dl of milk)				0.29	-0.41	0.39
%prot (g/dl of milk)					0.19	-0.12
Lactose (g/dl of milk)						-0.33

$R_{cv} = 0.90$


# Real MIR absorbance?



	Ca	P	%fat	%prot	lactose	urea
Na (mg/l of milk)	-0.25	-0.08	-0.49	0.33	-0.76	0.46
Ca (mg/l of milk)		0.58	0.52	0.21	0.19	-0.37
P (mg/l of milk)			<b>0.38</b>	<b>0.56</b>	<b>-0.02</b>	<b>0.14</b>
%fat (g/dl of milk)				0.29	-0.41	0.39
%prot (g/dl of milk)					0.19	-0.12
Lactose (g/dl of milk)						-0.33

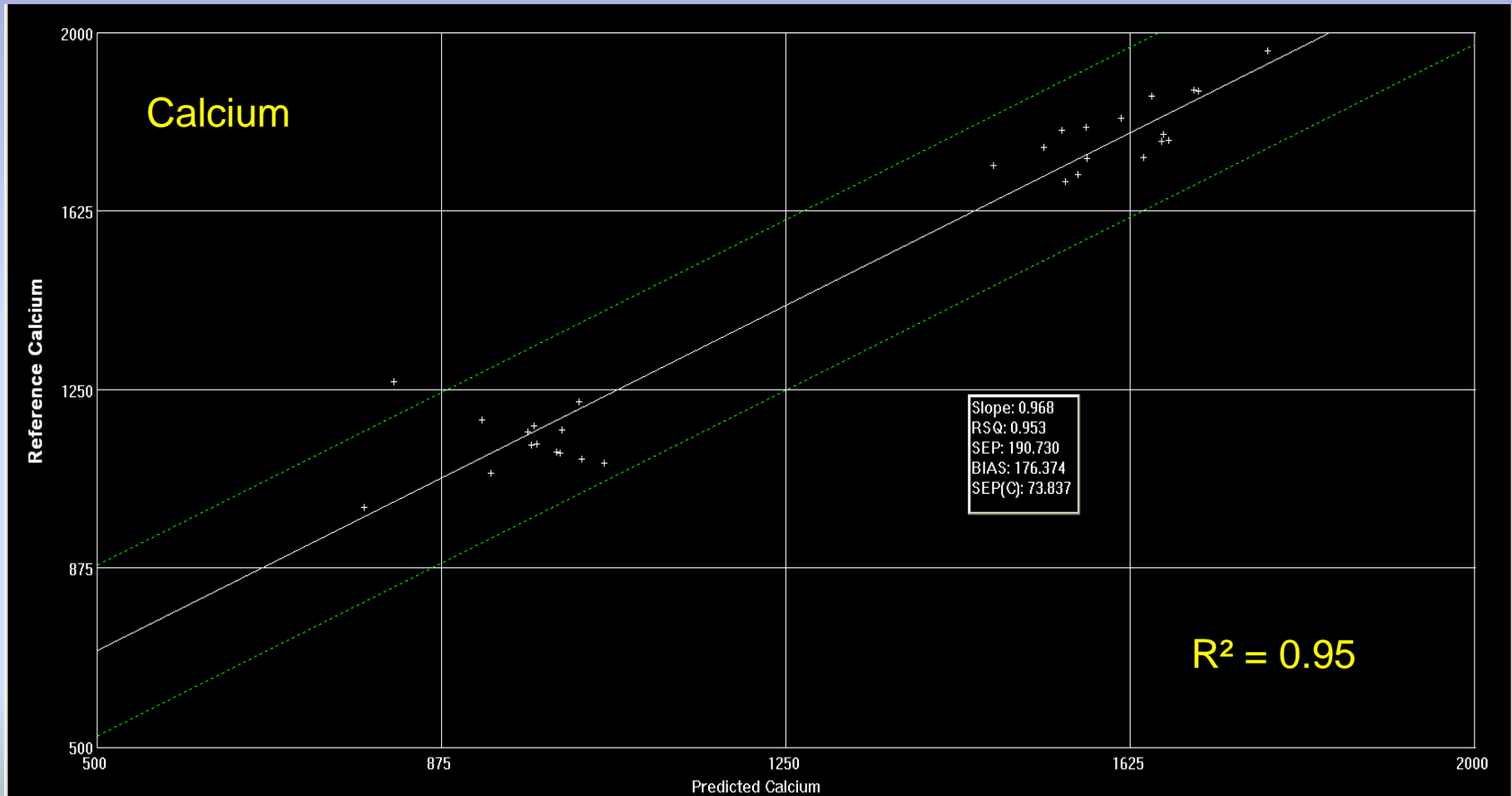

$R_{cv} = 0.88$

# Validation

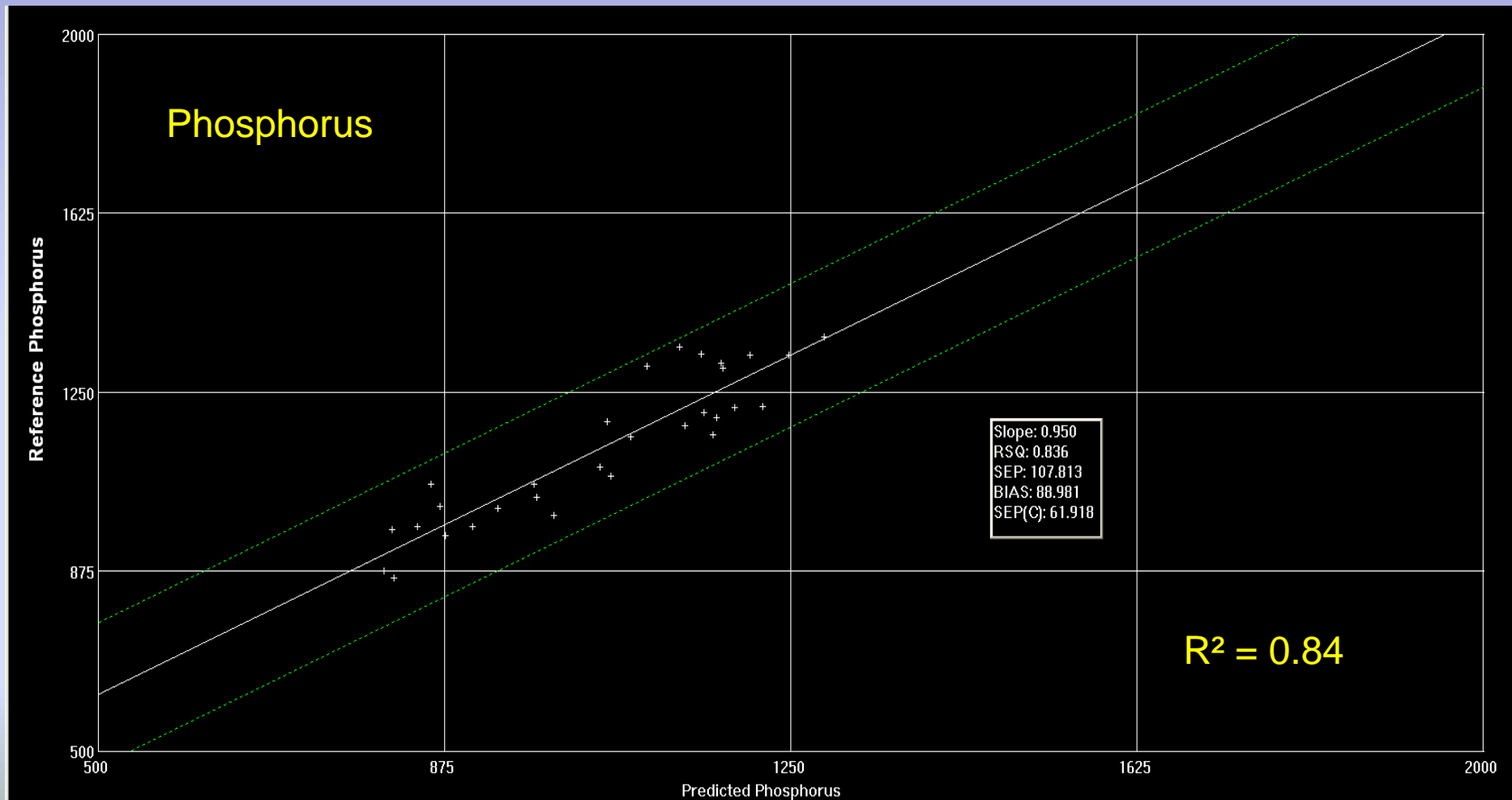



- Validation:
  - Internal validation:
    - cross-validation
  - External validation:
    - samples not used for the calibration procedure
- 30 milk samples


# Validation



# Validation




# Conclusion




- Potential estimation of Ca and P directly on bovine milk
- Prospects for the calibration:
  - Increasing the samples used for the calibration
  - Executing a larger external validation

# Prospects



- Genetic variability of minerals
  - Prevent osteoporosis
    - Feeding has a low influence on Ca content
    - Heritability (26,086 data):
      - Calcium: 0.42
      - Phosphorus: 0.47
  - Prevent milk fever?
- Indicators of mastitis??

# Thank you for your attention



## ***Acknowledgments***

*FNRS:*

2.4507.02F (2)

F.4552.05

FRFC 2.4623.08

[soyeurt.h@fsagx.ac.be](mailto:soyeurt.h@fsagx.ac.be)