



IMA Commission on New Minerals, Nomenclature and Classification (CNMNC) Newsletter 43

NEW MINERALS AND NOMENCLATURE MODIFICATIONS APPROVED IN 2018

ULF HÅLENIUS (CHAIRMAN, CNMNC)¹, FRÉDÉRIC HATERT (VICE-CHAIRMAN, CNMNC)²,
MARCO PASERO (VICE-CHAIRMAN, CNMNC)³ and STUART J. MILLS (SECRETARY, CNMNC)⁴

¹ Department of Geosciences, Naturhistoriska Riksmuseet, Box 50007, 104 05 Stockholm, Sweden –
ulf.halenius@nrm.se

² Laboratoire de Minéralogie, Université de Liège, 4000 Liège, Belgium – fhater@ulg.ac.be

³ Dipartimento di Scienze della Terra, Università di Pisa, Via Santa Maria 53, 56126 Pisa, Italy – marco.pasero@unipi.it

⁴ Geosciences, Museum Victoria, PO Box 666, Melbourne, Victoria 3001, Australia – smills@museum.vic.gov.au

The information given here is provided by the IMA Commission on New Minerals, Nomenclature and Classification for comparative purposes and as a service to mineralogists working on new species.

Each mineral is described in the following format:

Mineral name, if the authors agree on its release prior to the full description appearing in press

Chemical formula

Type locality

Full authorship of proposal

E-mail address of corresponding author

Relationship to other minerals

Crystal system, Space group; Structure determined, yes or no

Unit-cell parameters

Strongest lines in the X-ray powder diffraction pattern

Type specimen repository and specimen number

Citation details for the mineral prior to publication of full description

Citation details concern the fact that this information will be published in the *European Journal of Mineralogy* on a routine basis, as well as being added month by month to the Commission's website.

It is still a requirement for the authors to publish a full description of the new mineral.

NO OTHER INFORMATION WILL BE RELEASED BY THE COMMISSION

NEW MINERAL PROPOSALS APPROVED IN APRIL 2018

IMA No. 2017-115

Fiemmeite

$\text{Cu}_2(\text{C}_2\text{O}_4)(\text{OH})_2 \cdot 2\text{H}_2\text{O}$

Passo di San Lugano, Fiemme Valley, Carano (TN),
Italy

Francesco Demartin*, Italo Campostrini, Paolo
Ferretti and Ivano Rocchetti

*E-mail: francesco.demartin@unimi.it

New structure type

Monoclinic: $P2_1/c$; structure determined

$a = 3.4245(6)$, $b = 10.141(2)$, $c = 19.397(3)$ Å,
 $\beta = 90.71(1)^\circ$

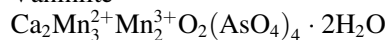
9.71(55), 7.02(28), 5.079(100), 4.501(50),
3.072(58), 2.891(20), 2.730(15), 2.686(25)

Type material is deposited in the mineralogical collections of MUSE – Museo delle Scienze di Trento, Corso del Lavoro e della Scienza 3, I-38122 Trento, Italy, sample no. 5249

How to cite: Demartin, F., Campostrini, I., Ferretti, P. and Rocchetti, I. (2018) Fiemmeite, IMA 2017-115. CNMNC Newsletter No. 43, June 2018, page 647; *European Journal of Mineralogy*, **30**, 647–652.

IMA No. 2017-116

Vaniniite



Falotta mine, near Rona village, Oberhalbstein valley, Graubünden, Switzerland

Nicolas Meisser*, Remo Widmer, Thomas Armbruster, Radek Škoda, Philippe Roth and Thomas Mumenthaler

*E-mail: nicolas.meisser@unil.ch

New structure type

Monoclinic: $P2_1/c$; structure determined

$a = 8.9856(1)$, $b = 8.9472(1)$, $c = 9.9039(1)$ Å,
 $\beta = 94.719(1)^\circ$

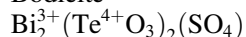
5.47(40), 4.31(40), 3.99(50), 3.76(70), 3.18(40),
2.99(100), 1.646(70), 1.580(50)

Type material is deposited in the mineralogical collections of Musée Cantonal de Géologie, University of Lausanne, Anthropole, Dorigny, CH-1015 Lausanne, Switzerland, catalogue number MGL n° 080143 (holotype) and 080144 (cotype)

How to cite: Meisser, N., Widmer, R., Armbruster, T., Škoda, R., Roth, P. and Mumenthaler, T. (2018) Vaniniite, IMA 2017-116. CNMNC Newsletter No. 43, June 2018, page 648; *European Journal of Mineralogy*, **30**, 647–652.

IMA No. 2017-117

Bodieite



On a dump ca. 0.2 km W of the North Star mine, Tintic district, Juab Co., Utah, USA (39.921298°N, 112.108668°W); Pittsburg-Liberty mine, Masonic district, Mono Co., California, USA (38.358637°N, 119.120321°W)

Anthony R. Kampf*, Robert M. Housley, George R. Rossman, Joe Marty and Marek Chorazewicz

*E-mail: akampf@nhm.org

New structure type

Monoclinic: $I2/a$; structure determined

$a = 8.1033(8)$, $b = 7.4302(8)$, $c = 14.695(2)$ Å,
 $\beta = 97.771(9)^\circ$

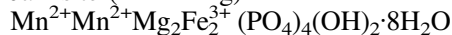
7.31(20), 3.331(62), 3.243(100), 3.039(20),
2.716(25), 1.960(15), 1.901(21), 1.662(17)

Cotype material is deposited in the mineralogical collections of the Natural History Museum of Los Angeles County, 900 Exposition Blvd, Los Angeles, California, USA, catalogue numbers 67482 (dump near North Star mine), 67483, 67484, 67485 and 67486 (Pittsburg-Liberty mine)

How to cite: Kampf, A.R., Housley, R.M., Rossman, G.R., Marty, J. and Chorazewicz, M. (2018) Bodieite, IMA 2017-117. CNMNC Newsletter No. 43, June 2018, page 648; *European Journal of Mineralogy*, **30**, 647–652.

IMA No. 2017-118

Jahnsite-(MnMnMg)



Proberlyto, Sapucaia, Galiléia, Minas Gerais, Brazil (18°54'3"S, 41°29'4"W)

Pietro Vignola*, Frédéric Hatert, Maxime Baijot, Nicola Rotiroti, Andrea Risplendente and Sergio Varvello

*E-mail: pietro.vignola@idpa.cnr.it

Jahnsite group

Monoclinic: $P2/a$; structure determined

$a = 15.177(2)$, $b = 7.176(1)$, $c = 10.006(3)$ Å,
 $\beta = 111.01(2)^\circ$

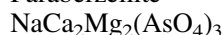
9.28(100), 4.945(39), 4.627(20), 3.521(43),
2.988(52), 2.842(81), 1.958(27), 1.581(27)

Type material is deposited in the mineralogical collections of the Laboratoire de Minéralogie, University of Liege, Bât. B18, Sart Tilman, B-4000 Liège, Belgium, catalogue no. 21140

How to cite: Vignola, P., Hatert, F., Baijot, M., Rotiroti, N., Risplendente, A. and Varvello, S. (2018) Jahnsite-(MnMnMg), IMA 2017-118. CNMNC Newsletter No. 43, June 2018, page 648; *European Journal of Mineralogy*, **30**, 647–652.

IMA No. 2018-001

Paraberzeliite



Arsenatnaya fumarole, Second scoria cone of the Northern Breakthrough of the Great Tolbachik Fissure Eruption, Tolbachik volcano, Kamchatka peninsula, Far-Eastern Region, Russia (55°41'N, 160°14'E, 1200 m asl)

Igor V. Pekov*, Natalia N. Koshlyakova, Dmitry I. Belakovskiy, Marina F. Vigasina, Natalia V. Zubkova, Atali A. Agakhanov, Sergey N. Britvin, Evgeny G. Sidorov and Dmitry Y. Pushcharovskiy

*E-mail: igorpekov@mail.ru

Alluaudite group

Monoclinic: $C2/c$; structure determined

$a = 12.3143(7)$, $b = 13.0679(5)$, $c = 6.7717(4)$ Å,
 $\beta = 113.657(7)^\circ$

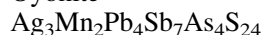
3.642(25), 3.606(17), 3.243(29), 3.096(22),
2.986(34), 2.888(22), 2.822(100), 2.658(29)

Type material is deposited in the collections of the Fersman Mineralogical Museum, Russian Academy of Sciences, Moscow, Russia, registration number 5067/1

How to cite: Pekov, I.V., Koshlyakova, N.N., Belakovskiy, D.I., Vigasina, M.F., Zubkova, N.V., Agakhanov, A.A., Britvin, S.N., Sidorov, E.G. and Pushcharovskiy, D.Y. (2018) Paraberzeliite, IMA 2018-001. CNMNC Newsletter No. 43, June 2018, page 648; *European Journal of Mineralogy*, **30**, 647–652.

IMA No. 2018-002

Oyonite



Uchucchacua deposit, Oyon district, Catajumbo, Lima Department, Peru (10°37'23"S, 76°41'17"W)

Luca Bindi*, Cristian Biagioni and Frank N. Keutsch
*E-mail: luca.bindi@unifi.it

Lillianite homeotypic series

Monoclinic: $P2_1/n$; structure determined

$a = 19.181(2)$, $b = 12.775(1)$, $c = 8.179(1)$ Å,
 $\beta = 90.47(1)^\circ$

3.34(40), 3.29(100), 3.15(30), 2.920(40), 2.860(30),
2.821(70), 2.678(35), 2.045(50)

Type material is deposited in the mineralogical collections of the Museo di Storia Naturale, Sezione di Mineralogia e Litologia, Università di Firenze, Via La Pira 4, I-50121, Firenze, Italy, catalogue number 3283/I

How to cite: Bindi, L., Biagioni, C. and Keutsch, F.N. (2018) Oyonite, IMA 2018-002. CNMNC Newsletter No. 43, June 2018, page 648; *European Journal of Mineralogy*, **30**, 647–652.

IMA No. 2017-069a

Belomarinaite

$KNa(SO_4)$

Toludskoe lava field, Fissure Tolbachic eruption 2012-2013, Kamchatka peninsula, Far-Eastern Region, Russia (55°45'1.32"N, 160°19'40.74"E, 1480 m asl), Stanislav K. Filatov*, Andrey P. Shablinskii, Lidiya P. Vergasova, Olga Y. Saprikina, Rimma S. Bubnova, Svetlana V. Moskaleva and Alexander B. Belousov

*E-mail: filatov.stanislav@gmail.com

Chemically and structurally related to apthitalite

Trigonal: $P3m1$; structure determined

$a = 5.604(1)$, $c = 7.178(2)$ Å

4.022(31), 3.591(26), 2.884(74), 2.800(100),
2.391(16), 2.296(8), 2.008(38), 1.634(10)

Type material is deposited in the collections of the Mineralogical Museum, Saint-Petersburg State University, University Emb. 7/9, St. Petersburg 199034, Russia, catalogue number 1/19678

How to cite: Filatov, S.K., Shablinskii, A.P., Vergasova, L.P., Saprikina, O.Y., Bubnova, R.S., Moskaleva, S.V. and Belousov, A.B. (2018) Belomarinaite, IMA 2017-069a. CNMNC Newsletter No. 43, June 2018, page 649; *European Journal of Mineralogy*, **30**, 647–652.

NEW MINERAL PROPOSALS APPROVED IN MAY 2018

IMA No. 2018-003

Uakitite

VN

Iron meteorite Uakit (IIAB, 3.96 kg) found in 2016 in the Baunt Evenk district, Republic of Buryatia, Russia (55°29'47.50"N, 113°33'47.98"E)

Victor V. Sharygin*, German S. Ripp, Grigory A. Yakovlev, Yurii V. Seryotkin, Nikolai S. Karmanov, Ivan A. Izbrodin, Victor I. Grokhovsky and Elena A. Khromova

*E-mail: sharygin@igm.nsc.ru

Known synthetic analogue

Cubic: $Fm\bar{3}m$

$a = 4.1328(3)$ Å

2.386(71), 2.066(100), 1.461(61), 1.246(29),
1.193(19), 0.948(10), 0.924(21), 0.844(14)

Type material is deposited in the meteorite collections of the Central Siberian Geological Museum of V.S. Sobolev Institute of Geology and Mineralogy, Siberian Branch of the Russian Academy of Sciences, Novosibirsk, Russia, registration number 52 - meteorite Uakit, and the Museum of the Buryatian Scientific Centre, Siberian Branch of the Russian Academy of Sciences, Ulan-Ude, Russia, registration number Uakit-MBSC435/G84

How to cite: Sharygin, V.V., Ripp, G.S., Yakovlev, G.A., Seryotkin, Y.V., Karmanov, N.S., Izbrodin, I.A., Grokhovsky, V.I. and Khromova, E.A. (2018) Uakitite, IMA 2018-003. CNMNC Newsletter No. 43, June 2018, page 649; *European Journal of Mineralogy*, **30**, 647–652.

IMA No. 2018-004

Ferrorockbridgeite

$(Fe^{2+}, Mn^{2+})_2(Fe^{3+})_3(PO_4)_3(OH)_4(H_2O)$

Hagendorf-Süd pegmatite mine, 76 metre level, Hagendorf, Oberpfalz, Bavaria, Germany (49°39'1"N, 12°27'35"E)

Ian E. Grey*, Anthony R. Kampf, Erich Keck, Colin M. MacRae, John Cashion and Yesim Gozukara

*E-mail: ian.grey@csiro.au

Rockbridgeite group

Orthorhombic: $Bbmm$; structure determined

$a = 13.994(1)$, $b = 16.884(1)$, $c = 5.1866(4)$ Å

6.987(21), 4.853(26), 3.615(24), 3.465(33),
3.424(39), 3.205(100), 2.774(22), 1.603(24)

Type material is deposited in the mineralogical collections of the Museum Victoria, 11 Nicholson St, Carlton, VIC 3053, Australia, registration number M54126 (holotype), and the Natural History Museum of Los Angeles County, 900 Exposition Blvd, Los Angeles, California, USA, catalogue number 67281 (cotype)

How to cite: Grey, I.E., Kampf, A.R., Keck, E., MacRae, C.M., Cashion, J. and Gozukara, Y. (2018) Ferrorockbridgeite, IMA 2018-004. CNMNC Newsletter No. 43, June 2018, page 649; *European Journal of Mineralogy*, **30**, 647–652.

IMA No. 2018-005

Belogubite

$CuZn(SO_4)_2 \cdot 10H_2O$

Gayskoe Zn-Cu deposit, Orenburgskaya Oblast', South Urals, Russia (51°28'00"N, 58°29'39"E)

Anatoly V. Kasatkin*, Sergey N. Britvin, Radek Škoda, Atali A. Agakhanov, Dmitriy I. Belakovskiy and Nikita V. Chukanov

*E-mail: anatoly.kasatkin@gmail.com

Chalcanthite group

Triclinic: $P\bar{1}$; structure determined

$a = 6.2548(1)$, $b = 10.6112(2)$, $c = 6.0439(1)$ Å,
 $\alpha = 82.587(1)$, $\beta = 109.625(1)$, $\gamma = 104.848(1)^\circ$
 5.73(35), 5.576(47), 4.873(100), 3.907(31),
 3.719(45), 3.229(27), 2.915(25), 2.684(26)

Type material is deposited in the collections of the Fersman Mineralogical Museum, Russian Academy of Sciences, Leninsky Prospekt 18-2, 119071 Moscow, Russia, registration number 5130/1

How to cite: Kasatkin, A.V., Britvin, S.N., Škoda, R., Agakhanov, A.A., Belakovskiy, D.I. and Chukanov, N.V. (2018) Belogubite, IMA 2018-005. CNMNC Newsletter No. 43, June 2018, page 649; *European Journal of Mineralogy*, **30**, 647–652.

IMA No. 2018-007

Dalnegorskite

$\text{Ca}_5\text{Mn}(\text{Si}_3\text{O}_9)_2$

Dalnegorskoe boron deposit, Dalnegorsk, Primorskiy Krai, Russian Far East, Russia

Nadezhda V. Shchipalkina*, Igor V. Pekov, Dmitry A. Ksenofontov, Nikita V. Chukanov, Dmitry I. Belakovskiy and Natalya N. Koshlyakova

*E-mail: estel58@yandex.ru

Closely related to bustamite

Triclinic: $P\bar{1}$; structure determined

$a = 7.259(1)$, $b = 7.857(1)$, $c = 7.8765(6)$ Å,
 $\alpha = 88.55(1)$, $\beta = 62.58(1)$, $\gamma = 76.621(6)^\circ$
 3.284(41), 2.952(100), 2.951(70), 2.280(45),
 1.815(92), 1.740(39), 1.708(34), 1.465(39)

Type material is deposited in the collections of the Fersman Mineralogical Museum, Russian Academy of Sciences, Leninsky Prospekt 18-2, 119071 Moscow, Russia, registration number 5184/1

How to cite: Shchipalkina, N.V., Pekov, I.V., Ksenofontov, D.A., Chukanov, N.V., Belakovskiy, D.I. and Koshlyakova, N.N. (2018) Dalnegorskite, IMA 2018-007. CNMNC Newsletter No. 43, June 2018, page 650; *European Journal of Mineralogy*, **30**, 647–652.

IMA No. 2018-008

Zubkovaite

$\text{Ca}_3\text{Cu}_3(\text{AsO}_4)_4$

Arsenatnaya fumarole, Second scoria cone of the Northern Breakthrough of the Great Tolbachik Fissure Eruption, Tolbachik volcano, Kamchatka peninsula, Far-Eastern Region, Russia ($55^\circ 41' \text{N}$, $160^\circ 14' \text{E}$, 1200 m asl)

Igor V. Pekov*, Inna S. Lykova, Atali A. Agakhanov, Dmitry I. Belakovskiy, Marina F. Vigasina, Sergey N. Britvin, Anna G. Turchkova, Evgeny G. Sidorov and Katharina S. Scheidl

*E-mail: igorpekov@mail.ru

New structure type

Monoclinic: $C2$; structure determined

$a = 16.836(3)$, $b = 5.0405(8)$, $c = 9.117(2)$ Å,
 $\beta = 117.39(1)^\circ$
 7.44(100), 3.727(79), 3.334(92), 2.914(73),
 2.789(48), 2.765(50), 2.591(96), 2.521(53)

Type material is deposited in the collections of the Fersman Mineralogical Museum, Russian Academy of Sciences, Leninsky Prospekt 18-2, 119071 Moscow, Russia, registration number 5185/1

How to cite: Pekov, I.V., Lykova, I.S., Agakhanov, A.A., Belakovskiy, D.I., Vigasina, M.F., Britvin, S.N., Turchkova, A.G., Sidorov, E.G. and Scheidl, K.S. (2018) Zubkovaite, IMA 2018-008. CNMNC Newsletter No. 43, June 2018, page 650; *European Journal of Mineralogy*, **30**, 647–652.

IMA No. 2018-009

Phoxite

$(\text{NH}_4)_2\text{Mg}_2(\text{C}_2\text{O}_4)(\text{PO}_3\text{OH})_2(\text{H}_2\text{O})_4$

Rowley mine, 125-foot level, Theba, Painted Rock district, Maricopa Co., Arizona, USA ($33^\circ 2' 57'' \text{N}$, $113^\circ 1' 49.59'' \text{W}$)

Anthony R. Kampf*, Aaron J. Celestian, Barbara P. Nash and Joe Marty

*E-mail: akampf@nhm.org

New structure type

Monoclinic: $P2_1/c$; structure determined

$a = 7.2962(3)$, $b = 13.5993(4)$, $c = 7.8334(6)$ Å,
 $\beta = 108.271(8)^\circ$
 6.17(100), 5.57(85), 3.799(60), 3.377(59), 2.914(72),
 3.536(32), 2.425(37), 2.275(63)

Cotype material is deposited in the mineralogical collections of the Natural History Museum of Los Angeles County, 900 Exposition Blvd, Los Angeles, California, USA, catalogue numbers 66697, 66698, 66699 and 66700

How to cite: Kampf, A.R., Celestian, A.J., Nash, B.P. and Marty, J. (2018) Phoxite, IMA 2018-009. CNMNC Newsletter No. 43, June 2018, page 650; *European Journal of Mineralogy*, **30**, 647–652.

IMA No. 2018-011

Achyrophanite

$(\text{K}, \text{Na})_3(\text{Fe}^{3+}, \text{Ti}, \text{Al}, \text{Mg})_5\text{O}_2(\text{AsO}_4)_5$

Arsenatnaya fumarole, Second scoria cone of the Northern Breakthrough of the Great Tolbachik Fissure Eruption, Tolbachik volcano, Kamchatka peninsula, Far-Eastern Region, Russia ($55^\circ 41' \text{N}$, $160^\circ 14' \text{E}$, 1200 m asl)

Igor V. Pekov*, Natalia V. Zubkova, Natalia N. Koshlyakova, Dmitry I. Belakovskiy, Marina F. Vigasina, Atali A. Agakhanov, Sergey N. Britvin, Anna G. Turchkova, Evgeny G. Sidorov and Dmitry Y. Pushcharovsky

*E-mail: igorpekov@mail.ru

New structure type

Orthorhombic: $P222_1$; structure determined

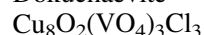
$a = 6.5824(2)$, $b = 13.2488(4)$, $c = 10.7613(3)$ Å
 5.615(59), 4.174(42), 3.669(31), 3.148(33),
 2.852(43), 2.814(100), 2.689(29), 2.237(28)

Type material is deposited in the collections of the Fersman Mineralogical Museum of the Russian Academy of Sciences, Moscow, Russia, registration number 5029/1

How to cite: Pekov, I.V., Zubkova, N.V., Koshlyakova, N.N., Belakovskiy, D.I., Vlgasina, M.F., Agakhanov, A.A., Britvin, S.N., Turchkova, A.G., Sidorov, E.G. and Pushcharovsky, D.Y. (2018) Achyrophanite, IMA 2018-011. CNMNC Newsletter No. 43, June 2018, page 650; *European Journal of Mineralogy*, **30**, 647–652.

IMA No. 2018-012

Dokuchaevite



Yadovitaya (“Poisonous”) fumarole, Second scoria cone of the Northern Breakthrough of the Great Tolbachik Fissure Eruption, Tolbachik volcano, Kamchatka peninsula, Far-Eastern Region, Russia (55°50'N, 160°20'E)

Oleg I. Siidra*, Evgeny V. Nazarchuk, Anatoly N. Zaitsev, Yury S. Polekhovskiy, Thomas Wenzel and John Spratt

*E-mail: o.siidra@spbu.ru

Chemically and structurally related to yaroshevite

Triclinic: $P\bar{1}$; structure determined

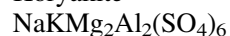
$a = 6.332(3)$, $b = 8.204(4)$, $c = 15.562(8)$ Å,
 $\alpha = 90.498(8)$, $\beta = 97.173(7)$, $\gamma = 90.896(13)^\circ$
 15.440(18), 7.276(27), 5.596(43), 4.857(33),
 3.193(29), 2.791(30), 2.564(21), 2.522(100)

Type material is deposited in the collections of the Mineralogical Museum, Department of Mineralogy, St Petersburg State University, St Petersburg, Russia, specimen number 1/19664

How to cite: Siidra, O.I., Nazarchuk, E.V., Zaitsev, A.N., Polekhovskiy, Y.S., Wenzel, T. and Spratt, J. (2018) Dokuchaevite, IMA 2018-012. CNMNC Newsletter No. 43, June 2018, page 651; *European Journal of Mineralogy*, **30**, 647–652.

IMA No. 2018-013

Koryakite



Yadovitaya (“Poisonous”) fumarole, Second scoria cone of the Northern Breakthrough of the Great Tolbachik Fissure Eruption, Tolbachik volcano, Kamchatka peninsula, Far-Eastern Region, Russia (55°50'N, 160°20'E)

Evgeny V. Nazarchuk, Oleg I. Siidra*, Anatoly N. Zaitsev and Natalia S. Vlasenko

*E-mail: o.siidra@spbu.ru

Structurally related to millosevichite and mikasaite

Trigonal: $R\bar{3}$; structure determined

$a = 8.1124(11)$, $c = 22.704(7)$ Å
 5.936(10), 3.585(55), 2.763(100), 2.633(7),
 2.340(22), 2.158(12), 1.991(9), 1.789(30)

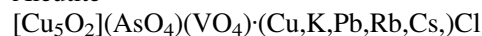
Type material is deposited in the collections of the Mineralogical Museum, Department of Mineralogy, St Petersburg State University, St Petersburg, Russia, specimen number 1/19688

How to cite: Nazarchuk, E.V., Siidra, O.I., Zaitsev, A.N. and Vlasenko, N.S. (2018) Koryakite, IMA

2018-013. CNMNC Newsletter No. 43, June 2018, page 651; *European Journal of Mineralogy*, **30**, 647–652.

IMA No. 2018-014

Aleutite



Yadovitaya (“Poisonous”) fumarole, Second scoria cone of the Northern Breakthrough of the Great Tolbachik Fissure Eruption, Tolbachik volcano, Kamchatka peninsula, Far-Eastern Region, Russia (55°50'N, 160°20'E)

Oleg I. Siidra*, Evgeny V. Nazarchuk, Atali A. Agakhanov and Yury S. Polekhovskiy

*E-mail: o.siidra@spbu.ru

New structure type

Monoclinic: $C2/m$; structure determined

$a = 18.090(2)$, $b = 6.2284(6)$, $c = 8.2465(9)$ Å,
 $\beta = 90.597(2)^\circ$

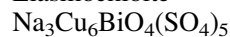
4.796(46), 3.396(29), 2.985(48), 2.934(74),
 2.913(31), 2.825(36), 2.567(30), 2.449(100)

Type material is deposited in the collections of the Mineralogical Museum, Department of Mineralogy, St Petersburg State University, St Petersburg, Russia, specimen number 1/19689

How to cite: Siidra, O.I., Nazarchuk, E.V., Agakhanov, A.A. and Polekhovskiy, Y.S. (2018) Aleutite, IMA 2018-014. CNMNC Newsletter No. 43, June 2018, page 651; *European Journal of Mineralogy*, **30**, 647–652.

IMA No. 2018-015

Elasmochloite



Arsenatnaya fumarole, Second scoria cone of the Northern Breakthrough of the Great Tolbachik Fissure Eruption, Tolbachik volcano, Kamchatka peninsula, Far-Eastern Region, Russia (55°41'N, 160°14'E, 1200 m asl)

Igor V. Pekov*, Sergey N. Britvin, Atali A. Agakhanov, Marina F. Vlgasina and Evgeny G. Sidorov

*E-mail: igorpekov@mail.ru

New structure type

Monoclinic: $P2_1/n$; structure determined

$a = 10.1273(9)$, $b = 10.1193(8)$, $c = 21.112(2)$ Å,
 $\beta = 102.272(8)^\circ$

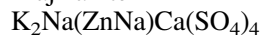
10.33(100), 7.04(18), 6.33(14), 3.576(24),
 3.397(13), 2.920(14), 2.529(14), 2.460(14)

Type material is deposited in the collections of the Fersman Mineralogical Museum, Russian Academy of Sciences, Moscow, Russia, registration number 5189/1

How to cite: Pekov, I.V., Britvin, S.N., Agakhanov, A.A., Vlgasina, M.F. and Sidorov, E.G. (2018) Elasmochloite, IMA 2018-015. CNMNC Newsletter No. 43, June 2018, page 651; *European Journal of Mineralogy*, **30**, 647–652.

IMA No. 2018-016

Majzlanite



Yadovitaya (“Poisonous”) fumarole, Second scoria cone of the Northern Breakthrough of the Great Tolbachik Fissure Eruption, Tolbachik volcano, Kamchatka peninsula, Far-Eastern Region, Russia (55°50'N, 160°20'E)

Oleg I. Siidra*, Evgeny V. Nazarchuk, Anatoly N. Zaitsev and Vladimir V. Shilovskikh

*E-mail: o.siidra@spbu.ru

New structure type

Monoclinic: $C2/c$; structure determined

$a = 16.007(2)$, $b = 9.524(1)$, $c = 9.118(1)$ Å,
 $\beta = 94.828(7)^\circ$

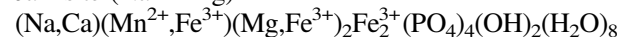
3.372(40), 3.147(56), 3.106(65), 2.949(50),
2.874(100), 2.835(70), 2.803(45), 2.616(41)

Type material is deposited in the collections of the Mineralogical Museum, Department of Mineralogy, St Petersburg State University, St Petersburg, Russia, specimen number 1/19690

How to cite: Siidra, O.I., Nazarchuk, E.V., Zaitsev, A.N. and Shilovskikh, V.V. (2018) Majzlanite, IMA 2018-016. CNMNC Newsletter No. 43, June 2018, page 652; *European Journal of Mineralogy*, **30**, 647–652.

IMA No. 2018-017

Jahnsite-(NaMnMg)



Sapucaia pegmatite, Conselheiro Pena district, Minas Gerais, Brazil (18°54'38"S, 41°29'61"W)

Anthony R. Kampf*, Barbara P. Nash, Luigi Chiappino and Sergio Varvello

*E-mail: akampf@nhm.org

Jahnsite group

Monoclinic: $P2/a$; structure determined

$a = 15.104(1)$, $b = 7.1629(2)$, $c = 9.8949(7)$ Å,
 $\beta = 110.640(7)^\circ$

9.29(100), 5.02(27), 4.91(30), 3.546(32), 2.975(26),
2.834(91), 2.601(33), 1.944(33)

Type material is deposited in the collections of the Mineral Sciences Department, Natural History Museum of Los Angeles County, 900 Exposition Boulevard, Los Angeles, California 90007, USA, catalogue number 66701

How to cite: Kampf, A.R., Nash, B.P., Chiappino, L. and Varvello, S. (2018) Jahnsite-(NaMnMg), IMA 2018-017. CNMNC Newsletter No. 43, June 2018, page 652; *European Journal of Mineralogy*, **30**, 647–652.

NOMENCLATURE PROPOSALS**APPROVED IN APRIL 2018****Jahnsite group**

The jahnsite group is established. Minerals within the jahnsite group conform to the general formula $\text{XM1M2}_2\text{M3}_2(\text{H}_2\text{O})_8(\text{OH})_2(\text{PO}_4)_4$. The jahnsite group is divided into the jahnsite subgroup ($\text{M3} = \text{Fe}^{3+}$), which currently includes ten mineral species, and the whiteite subgroup ($\text{M3} = \text{Al}$), which currently includes seven mineral species.

Welinite group

The welinite group is established. Minerals within the welinite group conform to the general formula $\text{M2}^{2+}(\text{M1aM1b})^{x+}(\text{SiO}_4)_2\text{O}_{(x-2)}(\text{OH})_{(8-x)}$, where x is the total charge *pfu* at the M1 sites. The welinite group currently includes four mineral species, all of them having $\text{M2} = \text{Mn}^{2+}$: welinite ($\text{M1} = \text{W}^{6+\square}$), franciscanite ($\text{M1} = \text{V}^{5+\square}$), örebroite ($\text{M1} = \text{Sb}^{5+}\text{Fe}^{3+}$), and barwoodite ($\text{M1} = \text{Nb}^{5+\square}$).

Ursilite: name discredited

Currently the IMA List of Minerals includes as valid species the following three minerals, all with G (= grandfathered) status: calcioursilite, $\text{Ca}_4(\text{UO}_2)_4(\text{Si}_2\text{O}_5)_5(\text{OH})_6 \cdot 15\text{H}_2\text{O}$; magnioursilite, $\text{Mg}_4(\text{UO}_2)_4(\text{Si}_2\text{O}_5)_5(\text{OH})_6 \cdot 20\text{H}_2\text{O}$; ursilite, $\text{Mg}_4(\text{UO}_2)_4(\text{Si}_2\text{O}_5)_{5.5}(\text{OH})_5 \cdot 13\text{H}_2\text{O}$. Historically, calcioursilite and magnioursilite were described together in 1957 as “ursilite” from the Oktyabr’skoye deposit, Kyzyltyube-Saj, Samgar Steppe, Tajikistan [Voprosy Geologii Urana (Problems of the Uranium Geology), Moscow, 73 (1957)]. At that occurrence, analyses with $\text{Ca} > \text{Mg}$ and $\text{Mg} > \text{Ca}$ were recorded. Subsequently, calcioursilite and magnioursilite were defined instead of ursilite [*Proc. 2nd U.N. Int. Conf. on the Peaceful Uses of Atomic Energy*, **2**, 298–299 (1958); *ibidem*, **3**, 174–177 (1959)]. Therefore today the name “ursilite” is nothing but an obsolete redundancy, and should be officially discredited. This is an executive decision taken by the officers of the IMA CNMNC.

NOMENCLATURE PROPOSALS**APPROVED IN MAY 2018****IMA 18-B: Discreditation of the mineral name****“marshallsussmanite” with a reinstatement of the name schizolite**

Proposal 18-B is accepted, and “marshallsussmanite” (IMA No. 2013-067) is renamed schizolite, according to historical priority.