

The THESEUS space mission concept: science case, design and expected performances

L. Amati; P. O'Brien; D. Götz; E. Bozzo; C. Tenzer; F. Frontera; G. Ghirlanda; C. Labanti; J. P. Osborne; G. Stratta; N. Tanvir; R. Willingale; P. Attina; R. Campana; A.J. Castro-Tirado; C. Contini; F. Fuschino; A. Gomboc; R. Hudec; P. Orleanski; E. Renotte; T. Rodic; Z. Bagoly; A. Blain; P. Callanan; S. Covino; A. Ferrara; E. Le Floch; M. Marisaldi; S. Mereghetti; P. Rosati; A. Vacchi; P. D'Avanzo; P. Giommi; S. Piranomonte; L. Piro; V. Reglero; A. Rossi; A. Santangelo; R. Salvaterra; G. Tagliaferri; S. Vergani; S. Vinciguerra; M. Briggs; E. Campolongo; R. Ciolfi; V. Connaughton; B. Cordier; B. Morelli; M. Orlandini; C. Adami; A. Argan; J.-L. Atteia; N. Auricchio; L. Balazs; G. Baldazzi; S. Basa; R. Basak; P. Bellutti; M. G. Bernardini; G. Bertuccio; J. Braga; M. Branchesi; S. Brandt; E. Brocato; C. Budtz-Jorgensen; A. Bulgarelli; L. Burderi; J. Camp; S. Capozziello; J. Caruana; P. Casella; B. Cenko; P. Chardonnet; B. Ciardi; S. Colafrancesco; M. G. Dainotti; V. D'Elia; D. De Martino; M. De Pasquale; E. Del Monte; M. Della Valle; A. Drago; Y. Evangelista; M. Feroci; F. Finelli; M. Fiorini; J. Fynbo; A. Gal-Yam; B. Gendre; G. Ghisellini; A. Grado; C. Guidorzi; M. Hafizi; L. Hanlon; J. Hjorth; L. Izzo; L. Kiss; P. Kumar; I. Kuvvetli; M. Lavagna; T. Li; F. Longo; M. Lyutikov; U. Maio; E. Maiorano; P. Malcovati; D. Malesani; R. Margutti; A. Martin-Carrillo; N. Masetti; S. McBreen; R. Mignani; G. Morgante; C. Mundell; H. U. Nargaard-Nielsen; L. Nicastro; E. Palazzi; S. Paltani; F. Panessa; G. Pareschi; A. Pe'er; A. V. Penacchioni; E. Pian; E. Piedipalumbo; T. Piran; G. Rauw; M. Razzano; A. Read; L. Rezzolla; P. Romano; R. Ruffini; S. Savaglio; V. Sguera; P. Schady; W. Skidmore; L. Song; E. Stanway; R. Starling; M. Topinka; E. Troja; M. van Putten; E. Vanzella; S. Vercellone; C. Wilson-Hodge; D. Yonetoku; G. Zampa; N. Zampa; B. Zhang; B. B. Zhang; S. Zhang; S.-N. Zhang; A. Antonelli; F. Bianco; S. Boci; M. Boer; M. T. Botticella; O. Boulade; C. Butler; S. Campana; F. Capitanio; A. Celotti; Y. Chen; M. Colpi; A. Comastri; J.-G. Cuby; M. Dadina; A. De Luca; Y.-W. Dong; S. Etori; P. Gandhi; E. Geza; J. Greiner; S. Guiriec; J. Harms; M. Hernanz; A. Hornstrup; I. Hutchinson; G. Israel; P. Jonker; Y. Kaneko; N. Kawai; K. Wiersema; S. Korpela; V. Lebrun; F. Lu; A. MacFadyen; G. Malaguti; L. Maraschi; A. Melandri; M. Modjaz; D. Morris; N. Omodei; A. Paizis; P. Páta; V. Petrosian; A. Rachevski; J. Rhoads; F. Ryde; L. Sabau-Graziati; N. Shigehiro; M. Sims; J. Soomin; D. Szécsi; Y. Urata; M. Uslenghi; L. Valenziano; G. Vianello; S. Vojtech; D. Watson; J. Zicha.

Full author list and affiliations are provided at the end of the paper.

Abstract

THESEUS is a space mission concept aimed at exploiting Gamma-Ray Bursts for investigating the early Universe and at providing a substantial advancement of multi-messenger and time-domain astrophysics. These goals will be achieved through a unique combination of instruments allowing GRB and X-ray transient detection over a broad field of view (more than 1sr) with 0.5-1 arcmin localization, an energy band extending from several MeV down to 0.3 keV and high sensitivity to transient sources in the soft X-ray domain, as well as on-board prompt (few minutes) follow-up with a 0.7 m class IR telescope with both imaging and spectroscopic capabilities. THESEUS will be perfectly suited for addressing the main open issues in cosmology such as, e.g., star formation rate and metallicity evolution of the inter-stellar and intra-galactic medium up to redshift ~ 10 , signatures of Pop III stars, sources and physics of re-ionization, and the faint end of the galaxy luminosity function. In addition, it will provide unprecedented capability to monitor the X-ray variable sky, thus detecting, localizing, and identifying the electromagnetic counterparts to sources of gravitational radiation, which may be routinely detected in the late '20s / early '30s by next generation facilities like aLIGO/ aVirgo, eLISA, KAGRA, and Einstein Telescope. THESEUS will also provide powerful synergies with the next generation of multi-wavelength observatories (e.g., LSST, ELT, SKA, CTA, ATHENA).

Keywords: Gamma-ray: bursts; Cosmology: observations, dark ages, re-ionization, first stars

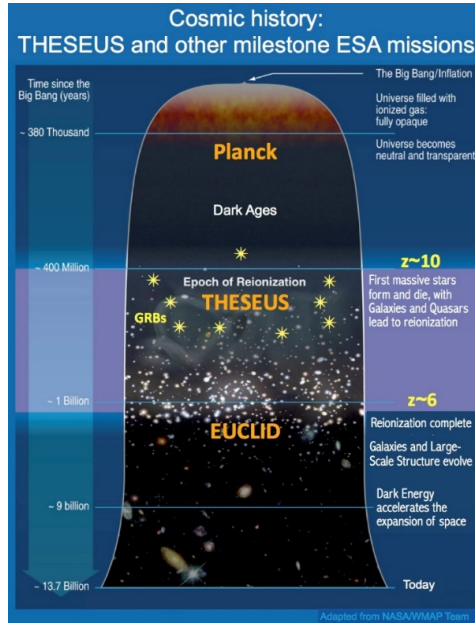


Figure 1: Gamma-Ray Bursts in the cosmological context and the role of THESEUS (adapted from a picture by the NASA/WMAP Science Team).

1. Introduction

The Transient High Energy Sky and Early Universe Surveyor (THESEUS) is a space mission concept developed by a large international collaboration in response to the calls for M-class missions by the European Space Agency (ESA). THESEUS is designed to vastly increase the discovery space of high energy transient phenomena over the entirety of cosmic history (Fig. 1 and Fig. 2). Its driving science goals aim at finding answers to multiple fundamental questions of modern cosmology and astrophysics, exploiting the mission unique capability to: a) explore the physical conditions of the Early Universe (the cosmic dawn and re-ionization era) by unveiling the Gamma-Ray Burst (GRB) population in the first billion years; b) perform an unprecedented deep monitoring of the soft X-ray transient Universe, thus providing a fundamental synergy with the next-generation of gravitational wave and neutrino detectors (multi-messenger astrophysics), as well as the large electromagnetic (EM) facilities of the next decade.

The most critical THESEUS targets, i.e. GRBs, are unique and powerful tools for cosmology, especially because of their huge luminosities, mostly emitted in X- and gamma-rays, their redshift (z) distribution (extending at least to $z \sim 10$), and their association with the explosive death of massive stars. In particular, GRBs represent a unique tool to study the early Universe up to the re-ionization era. To date, there is no consensus on the dominant sources of re-ionization, and GRB progenitors and their hosts are very good representatives of the massive stars and star-forming galaxies that may have been responsible for this cosmic phase change. A statistical sample of high- z GRBs (between 30 and 80 at $z > 6$, see Fig. 2) can provide fundamental information such as: measuring independently the cosmic star formation rate, even beyond the limits of current and future galaxy surveys, the number density and properties of low-mass galaxies, the neutral hydrogen fraction, and the escape fraction of UV photons from high- z galaxies. Even JWST and ELTs surveys, in the 2020s, will not be able to probe the faint end of the galaxy luminosity function (LF) at high redshifts ($z > 6-8$). The first generation of metal-free stars (the so-called Pop III stars) and the second generation of massive, metal-poor stars (the so-called Pop II stars) can result in powerful GRBs (see, e.g., Mészáros & Rees, 2010) that thus offer a direct route to identify such elusive objects (even JWST will not be able to detect them directly) and study the galaxies in which they are hosted. Even indirectly, the role of Pop III stars in enriching the first galaxies with metals can be studied by looking at the absorption features of Pop II GRBs blowing out in a medium enriched by the first Pop III supernovae (Ma et al., 2017). Moreover, both Pop III and massive Pop II stars may have contributed to the reionization of the Universe due to their intensive ionizing radiation (Yoon et al., 2012; Szécsi et al., 2015), thus detecting their final explosion will help us better understand our cosmic history.

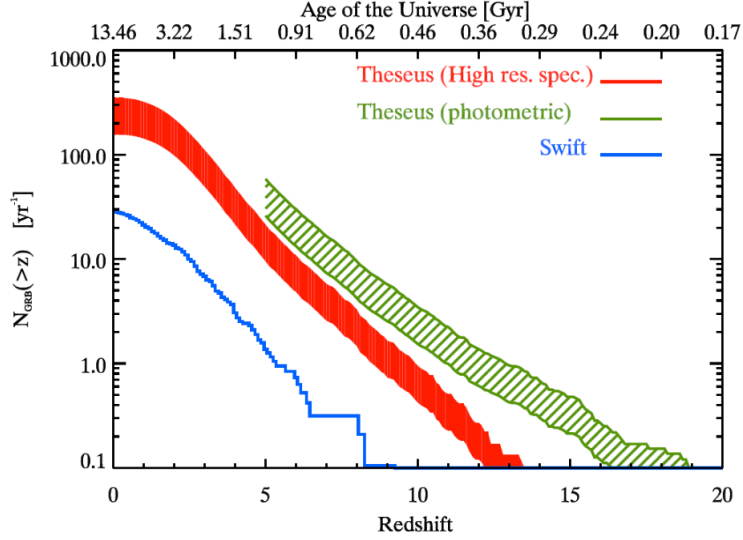


Figure 2: The yearly cumulative distribution of GRBs with redshift determination as a function of the redshift for Swift and THESEUS (see details in Sect. 2.1). We note that these predictions are conservative in so far as they reproduce the current GRB rate as a function of redshift. However, with our sensitivity, we can detect a GRB of $E_{\text{iso}} \sim 10^{53}$ erg (corresponding to the median of the GRB radiated energy distribution) up to $z=12$. Indeed, our poor knowledge of the GRB rate-SFR connection does not preclude the existence of a sizable number of GRBs at such high redshifts, in keeping with recent models of Pop III stars.

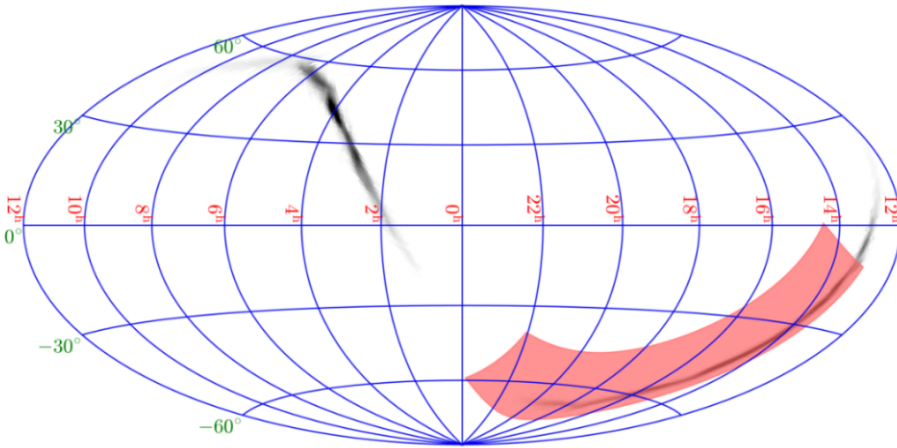


Figure 3: By the end of the '20s, if Einstein Telescope will be a single detector, almost no directional information will be available for GW sources, and a GRB-localising satellite will be essential to discover EM counterparts. If multiple third-generation detectors will be available, the typical localization uncertainties will be comparable to the aLIGO ones. The plot shows the SXI field of view ($\sim 110 \times 30$ deg²) superimposed on the probability skymap of GW151226 observed by aLIGO.

Besides high-redshift GRBs, THESEUS will serendipitously detect and localize during regular observations a large number of X-ray transients and variable sources (Fig. 3 and Fig. 4), collecting also prompt follow-up data in the IR (see Tables 1 and 2). These observations will provide a wealth of unique science opportunities, by revealing the violent Universe as it occurs in real-time, exploiting an all-sky X-ray monitoring of extraordinary grasp and sensitivity carried out at high cadence. THESEUS will be able to locate and identify the electromagnetic counterparts to sources of gravitational radiation and neutrinos, which will be routinely detected in the late '20s / early '30s by next generation facilities like aLIGO/ aVirgo, eLISA, ET, and Km3NET. In addition, the provision of a high cadence soft X-ray monitoring capability in the 2020s together with a 0.7 m IRT in orbit will enable a strong synergy with transient

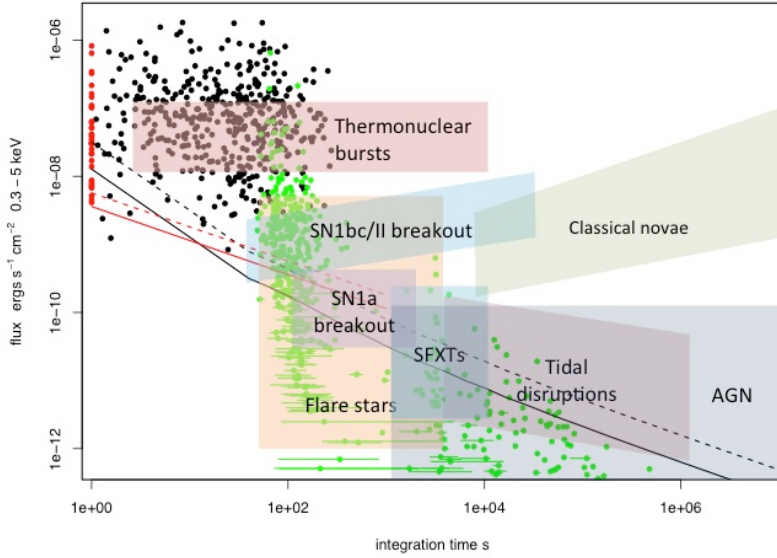


Figure 4: Sensitivity of the SXI (black curves) and XGIS (red) vs. integration time. The solid curves assume a source column density of $5 \times 10^{20} \text{ cm}^{-2}$ (i.e., well out of the Galactic plane and very little intrinsic absorption). The dotted curves assume a source column density of 10^{22} cm^{-2} (significant intrinsic absorption). The black dots are the peak fluxes for Swift BAT GRBs plotted against $T_{90/2}$. The flux in the soft band 0.3–10 keV was estimated using the T_{90} BAT spectral fit including the absorption from the XRT spectral fit. The red dots are those GRBs for which $T_{90/2}$ is less than 1 s. The green dots are the initial fluxes and times since trigger at the start of the Swift XRT GRB light-curves. The horizontal lines indicate the duration of the first time bin in the XRT light-curve. The various shaded regions illustrate variability and flux regions for different types of transients and variable sources.

phenomena observed with the large facilities that will be operating in the EM domain (e.g., ELT, SKA, CTA, JWST, ATHENA). The large number of GRBs found in the survey will permit unprecedented insights into the physics and progenitors of these events and their connection with peculiar core-collapse SNe. THESEUS will also substantially increase the detection rate and characterization of sub-energetic GRBs and X-Ray Flashes. Monitoring observations of bright and faint X-ray objects will be routinely carried out, and a dramatic increase in the rate of discovery of high-energy transient sources over the whole sky is certainly expected, including supernova shock break-outs, black hole tidal disruption events, and magnetar flares.

The primary scientific goals of the mission thus address the Early Universe ESA Cosmic Vision theme “How did the Universe originate and what is it made of?” and, specifically, the sub-themes: 4.1) Early Universe, 4.2) The Universe taking shape, and 4.3) The evolving violent Universe. They also have a relevant impact on the 3.2 themes: “The Gravitational Wave Universe” and “The Hot and Energetic Universe”. In addition, THESEUS will also automatically enable excellent observatory science opportunities, thus allowing a strong community involvement. It is worth remarking that THESEUS will have survey capabilities for high-energy transient phenomena complementary to the Large Synoptic Survey Telescope (LSST) in the optical. Their joint availability at the end of the next decade would enable a remarkable scientific synergy between them.

The THESEUS scientific goals related to the full exploration of the early Universe requires the detection of many tens of GRBs from the first billion years (about 30–80), around ten times the number currently known at a redshift $z > 6$ (Fig. 2). This is well beyond the capabilities of current and near future GRB detectors (Swift/BAT, the most sensitive one, has detected only very few GRBs above $z = 6$ in 10 yrs). As supported by intensive simulations performed by us and other works in the literature (see, e.g., Ghirlanda et al., 2015), the required substantial increase of high- z GRBs implies both an increase of ~ 1 order of magnitude in sensitivity and an extension of the detector pass-band down to the softer X-rays (0.5–1 keV). Such capabilities must be provided over a broad field of view (~ 1 sr) with a source location accuracy < 2 arcmin, in order to allow efficient counterpart detection, on-board spectroscopy

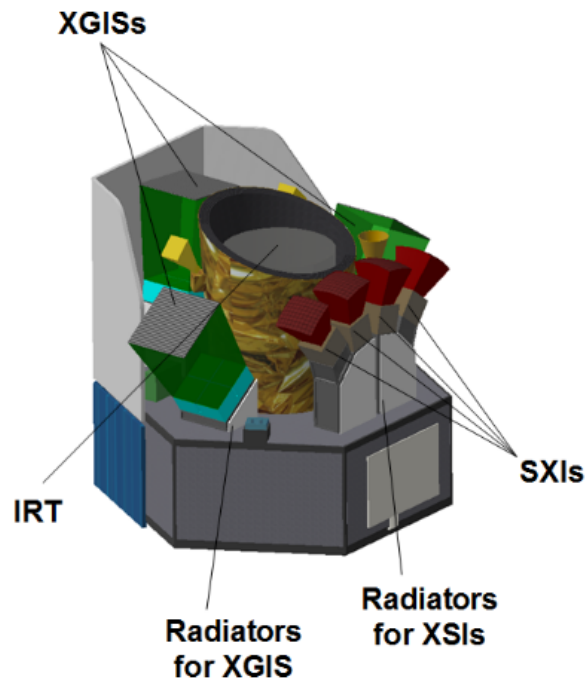


Figure 5: THESEUS Satellite Baseline Configuration and Instrument suite accommodation.

and redshift measurement, as well as optical and IR follow-up observations.

The required THESEUS performance can be best obtained by including in the payload a monitor based on the lobster-eye telescope technology, capable of focusing soft X-rays in the 0.3-6 keV energy band over a large FOV. Such instrumentation has been under development for several years at the University of Leicester, has a high TRL level (e.g., BepiColombo, SVOM) and can perform all-sky monitoring in the soft X-rays with an unprecedented combination of FOV, source location accuracy (<1-2 arcmin) and sensitivity. An on-board infrared telescope of the 0.5-1 m class is also needed, together with fast slewing capability of the spacecraft (e.g., several degrees per minute), in order to provide prompt identification of the GRB optical/IR counterpart, refinement of the position down to ~arcsec precision (thus enabling follow-up with the largest ground and space observatories), on-board redshift determination and spectroscopy of the counterpart and of the host galaxy. This capability will add considerably to the science value of ATHENA by providing a sample of known high-redshift bursts with which it will be able to sample the intervening WHIM.

The telescope may also be used for multiple observatory and survey science goals. Finally, the inclusion in the payload of a broad field of view hard X-ray detection system covering the same monitoring FOV as the lobster-eye telescopes and extending the energy band from few keV up to several MeV will increase significantly the capabilities of the mission. As the lobster-eye telescopes can be triggered by many classes of transient phenomena (e.g., flare stars, X-ray bursts, etc), the hard X-ray detection system provides an efficient means to identify real GRBs and detect other transient sources (e.g., soft Gamma-repeaters). The joint data from the three instruments will characterize transients in terms of luminosity, spectra and timing properties over a broad energy band, thus getting fundamental insights into their physics. In summary, the foreseen payload of THESEUS includes the following instrumentation:

- Soft X-ray Imager (SXI, 0.3-6 keV): a set of 4 lobster-eye telescopes units, covering a total FOV of ~1 sr with source location accuracy <1-2 arcmin;
- InfraRed Telescope (IRT, 0.7-1.8 μm): a 0.7 m class IR telescope with 10 \times 10 arcmin FOV, for fast response, with both imaging and spectroscopy capabilities;

- X-Gamma ray Imaging Spectrometer (XGIS, 2 keV-20 MeV): a set of coded-mask cameras using monolithic X-gamma ray detectors based on bars of Silicon diodes coupled with CsI crystal scintillator, granting a ~ 1.5 sr FOV, a source location accuracy of ~ 5 arcmin in 2-30 keV and an unprecedentedly broad energy band.

In Fig. 5 we show a sketch of the THESEUS baseline configuration and instrument suite accommodation as proposed for ESA/M5. The mission profile also includes: an on-board data handling units (DHUs) system capable of detecting, identifying and localizing likely transients in the SXI and XGIS FOV; the capability of promptly (within a few tens of seconds at most) transmitting to ground the trigger time and position of GRBs (and other transients of interest); a spacecraft slewing capability of ~ 5 -10 deg/min. The baseline launcher/orbit configuration is a launch with Vega-C to a low inclination low Earth orbit (LEO, ~ 600 km, < 5 deg), which has the unique advantages of granting a low and stable background level in the high-energy instruments, allowing the exploitation of the Earth's magnetic field for spacecraft fast slewing and facilitating the prompt transmission of transient triggers and positions to the ground.

This article provides an extensive review of the THESEUS science case, scientific requirements, proposed instruments, mission profile, expected performances, as proposed in response to the ESA Call for M5 mission within the Cosmic Vision Programme. The current THESEUS collaboration involves more than 100 scientists from all over the world. The payload consortium is composed of several European countries, with a main role of Italy, UK, France, Germany, and Switzerland. Significant contributions are planned by Spain, Belgium, Czech Republic, and Poland. Additional contributions have been proposed by Ireland, Hungary, Slovenia, and Albania. International contributions are being discussed in several extra-European countries, including USA, Brazil, and China (already involved in the mission study). OHB Italia and GP Advanced Projects (Italy) kindly contributed to the study and definition of the technical aspects of the THESEUS mission concept.

2. Science case

The THESEUS specific science objectives can be summarized as follows:

- A. Explore the physical conditions of the Early Universe (cosmic dawn and reionization era) by unveiling a complete census of the GRB population in the first billion years. This will be achieved by:
 - Performing studies of the global star formation history of the Universe up to $z \sim 10$ and possibly beyond with an unprecedented sensitivity for the detection of GRBs at high redshifts;
 - Detecting and studying the primordial (Pop III) and subsequent (Pop II) star populations: when did the earliest stars form and how did they influence their environments?
 - Investigating the re-ionization epoch by determining the physical properties of the interstellar medium (ISM) and the intergalactic medium (IGM) up to $z \sim 8$ -10: how did re-ionization proceed as a function of environment, and was radiation from massive stars its primary driver? How did cosmic chemical evolution proceed as a function of time and environment?
 - Investigating the properties of the early galaxies and determining their star formation properties in the re-ionization era.
- B. Perform an unprecedented deep monitoring of the X-ray transient Universe in order to:
 - Locate and identify the electromagnetic counterparts to sources of gravitational radiation and neutrinos, which may be routinely detected in the late '20s / early '30s by next generation facilities like aLIGO/aVirgo, eLISA, ET, or Km3NET;
 - Provide real-time triggers and accurate (~ 1 arcmin within a few seconds; ~ 1 arcsec within a few minutes) locations of (long/short) GRBs and high-energy transients for follow-up with next-generation optical-NIR (ELT, JWST if still operating), radio (SKA), X-rays (ATHENA), and TeV (CTA) telescopes;
 - Provide a fundamental step forward in the comprehension of the physics of various classes of Galactic and extra-Galactic transients, e.g.: tidal disruption events (TDE), magnetars/SGRs, SN shock break-outs, Soft X-ray Transients, thermonuclear bursts from accreting neutron stars, Novae, dwarf novae, stellar flares, AGNs and Blazars;

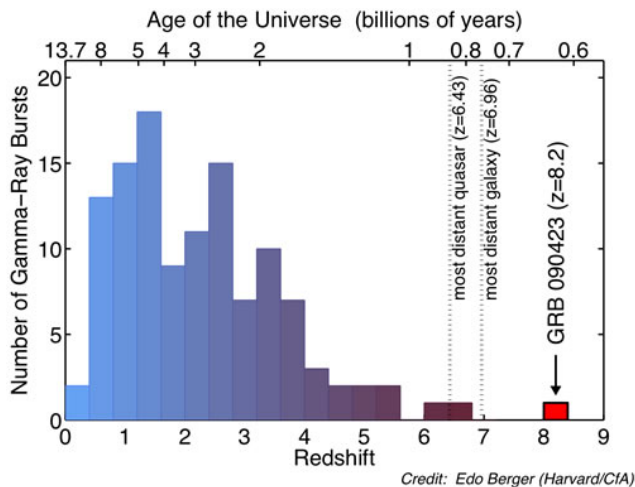


Figure 6: Redshift distribution of GRBs (credits Berger, Harvard/CfA).

- Fill the present gap in the discovery space of new classes of high-energy transient events, thus providing unexpected phenomena and discoveries.

Below, we detail the THESEUS science case and describe the rich observatory science that will come out as a result of meeting the primary mission requirements. We show that the unique capabilities of this mission will enlarge several research fields, and will be beneficial for multiple scientific communities.

2.1. Exploring the Early Universe with Gamma-Ray Bursts

A major goal of contemporary astrophysics and cosmology is to achieve a broad understanding of the formation of the first collapsed structures (Pop III and early Pop II stars, black holes and galaxies) during the first billion years in the life of the universe. This is intimately connected to the reionization of the IGM and build-up of global metallicity. The latter is very poorly constrained, and even in the JWST era will rely on crude emission line diagnostics for only the brightest galaxies. Regarding reionization, measurements of the Thomson scattering optical depth to the microwave background by the Planck satellite now suggest it substantially occurred in the redshift range $z \sim 7.8$ - 8.8 (see, e.g., [Planck Collaboration et al., 2016](#)), whereas the observations of the Gunn-Peterson trough in the spectra of distant quasars and galaxies indicate it was largely finished by $z \sim 6.5$ (see, e.g., [Caruana et al., 2012, 2014](#); [Schenker et al., 2014](#)). Statistical measurements of the fluctuations in the redshifted 21 cm line of neutral hydrogen by experiments such as LOFAR and SKA are expected to soon provide further constraints on the time history (see, e.g., [Patil et al., 2014](#)). The central question, however, remains whether it was predominantly radiation from massive stars that both brought about and sustained this phase change, or whether more exotic mechanisms must be sought.

Solving this problem largely splits into two subsidiary issues: how much massive star formation was occurring as a function of redshift? And, on average, what proportion of the ionizing radiation produced by these massive stars manages to escape from the immediate environs of their host galaxies? An answer to the former question can be extrapolated based on observed candidate $z > 7$ galaxies found in Hubble Space Telescope (HST) deep fields, but there are two very significant uncertainties. The first is the completeness and cleanliness of the photometric redshift samples at $z > 7$, while the second is the poorly constrained form and faint-end behaviour of the galaxy LF (at stellar masses $\lesssim 10^8 M_{\odot}$), especially since galaxies below the HST detection limit very likely dominate the star formation budget. Even though some constraints on fainter galaxies can be obtained through observations of lensing clusters (see, e.g., [Atek et al., 2015](#); [Vanzella et al., 2017b,a](#)), which will be improved further by JWST, simulations suggest star formation was still likely occurring in considerably fainter systems ([Liu et al., 2016](#)). The second question concerns the Lyman continuum escape fraction and it is even more difficult to be answered, since this parameter cannot be determined directly at high redshifts and lower redshift studies have generally found rather low values of the escape fraction f_{esc} of only a few percent ([Grazian et al., 2017](#)). This is likely insufficient to drive reionization unless f_{esc}

increases significantly at early times and/or for smaller galaxies (see, e.g., [Robertson et al., 2013](#)). Recently, an analysis of a sample of GRB afterglow spectra in the range $1.6 < z < 6.7$ found a 98% upper limit to the average ionizing escape fraction of 1.5% (Tanvir et al. submitted).

These questions may be answered by the help of GRBs and their host galaxies. With the help of THESEUS, we can combine information on the cold/warm ISM gas of faint star forming galaxies (through the afterglow spectroscopy) with that on the emission properties of the continuum and ionised gas of the galaxy (through follow-up observations). Therefore, we will be able to probe star formation efficiency, escape fraction, metal enrichment and galaxy evolution during, and even preceding, the epoch of reionization. This unique contribution will be one of the most important that THESEUS will provide.

Global star formation from GRB rate as a function of redshift

. Long-duration GRBs are produced by massive stars, and so track star formation, and in particular the populations of UV-bright stars responsible for the bulk of ionizing radiation production. Although there is evidence at low redshift that GRBs are disfavoured in high metallicity environments, since high redshift star formation is predominantly at low metallicity (see, e.g., [Salvaterra et al., 2013](#); [Perley et al., 2016](#); [Vergani et al., 2017](#)) it is likely that the GRB rate to massive star formation rate ratio is approximately constant beyond $z \approx 3$. Thus simply establishing the GRB $N(z)$, and accounting for the instrumental selection function, provides a direct tracer of the global star formation rate density as a function of cosmic time (Fig. 6). How selection bias is taken into account is relevant for a correct evaluation of the star formation rate ([Petrosian et al., 2015](#); [Dainotti et al., 2015b](#)). Analyses of this sort have consistently pointed to a higher SFR density at redshifts $z > 6$ than traditionally inferred from UV rest-frame galaxy studies (see Fig. 7 left), which rely on counting star-forming galaxies and attempting to account for galaxies below the detection threshold. Although this discrepancy has been alleviated by the growing realisation of the extremely steep faint-end slope of the galaxy LF at $z > 6$, it still appears that this steep slope must continue to very faint magnitudes, $M_{AB} \approx -11$, in order to provide consistency with GRB counts and indeed to achieve reionization (something that can only be quantified via a full census of the GRB population).

The high- z galaxy luminosity function

. The shape and normalisation of the high-redshift galaxy luminosity function is a key issue for understanding reionization since, to the depth achieved in the Hubble Ultra-deep Field (HUDF), it appears that the faint-end of the LF at $z > 6$ approaches a power-law of slope $\alpha = 2$. Thus the value of the total luminosity integral depends sensitively on the choice of the low-luminosity cut-off (and indeed the assumption of continued power-law form for the LF). By conducting deep searches for the hosts of GRBs at high- z we can directly estimate the ratio of star formation occurring in detectable and undetectable galaxies, with the sole assumption that the GRB-rate is proportional to the star formation rate (see Fig. 7 left). Although currently limited by small-number statistics, the early application of this technique has confirmed that the majority of the star formation at $z \gtrsim 6$ occurred in galaxies below the effective detection limit of HST ([Tanvir et al., 2012](#); [McGuire et al., 2016](#)). Since the exact position and redshift of the galaxy is known via the GRB afterglow, follow-up observations are more efficient than equivalent deep field searches for Lyman-break galaxies.

The build-up of metals, molecules and dust

. Bright GRB afterglows with their intrinsic power-law spectra provide ideal back-lights for measuring not only the hydrogen column, but also obtaining exquisite abundances and gas kinematics probing to the hearts of their host galaxies (see Fig. 7 right and, e.g., [Hartoog et al., 2015](#)). Further, the imprint of the local dust law, and in some cases observation of H₂ molecular absorption, provides further detailed evidence of the state of the host ISM (see, e.g., [Friis et al., 2015](#)). They can thus be used to monitor cosmic metal enrichment and chemical evolution to early times, and search for evidence of the nucleosynthetic products of even earlier generations of stars. In the late 2020s, taking advantage of the availability of 30 m class ground-based telescopes (and definitely ATHENA), superb abundance determinations will be possible through simultaneous measurement of metal absorption lines and modelling the redwing of Ly-alpha to determine host HI column density, potentially even many days after the burst (see Fig. 9). We emphasize that using the THESEUS on-board NIR spectroscopy capabilities (see Sect. 4 and Fig. 37) will provide the redshifts and luminosity measurements that are essential to optimise the time-critical follow-up observations using the highly expensive next-generation facilities, allowing us to select the highest priority targets and use the most appropriate telescope and instrument.

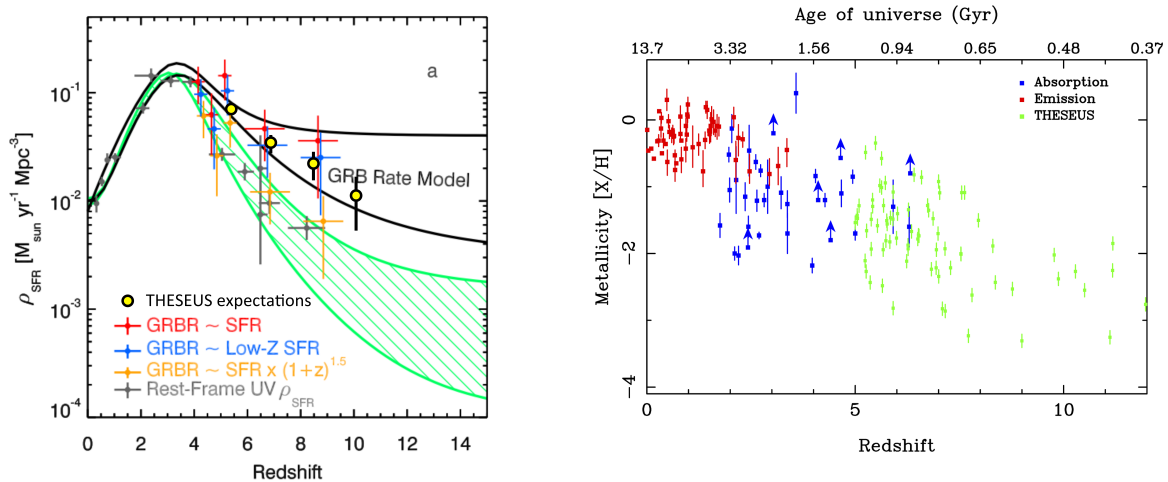


Figure 7: *Left*: Star Formation Rate density as a function of redshift adapted from Robertson & Ellis (2012). Low- z data (circles) are from Hopkins & Beacom (2006), while diamonds are from Kistler et al. (2013). The open squares show the result of integrating the Lyman break galaxy UV luminosity functions down to the lowest measured magnitude in optical, while the solid squares represent the results obtained by stopping the integration at an optical magnitude of -10. The Salpeter initial mass function (IMF) is assumed in all cases. The plot also show with dotted lines the critical ρ^* from Madau et al. (1999) for a ratio between the clumping factor and the escape fraction of 40, 30, and 20 (top to bottom). *Right*: Absorption-line based metallicities $[M/H]$ as a function of redshift of Damped Lyman- α absorbers, for GRB-DLAs (blue symbols) and emission line metallicities for GRB hosts (red symbols, adapted from Sparre et al., 2014). GRBs are essential to probe the evolution of ISM metallicities in the first billion years of cosmic history.

Topology of reionization

. It is expected that reionization proceeds in a patchy way, with ionized bubbles being created first around the highest density peaks where the first galaxies occur, expanding and ultimately filling the whole IGM. The topology of the growing network of ionized regions reflects the character of the early structure formation and the ionizing radiation field. With high-S/N afterglow spectroscopy, the Ly-alpha red damping wing can be decomposed into contributions due to the host galaxy and the IGM. The latter provides the hydrogen neutral fraction and so measures the progress of reionization local to the burst. With samples of several tens of GRBs at $z \gtrsim 7-8$, we can begin to statistically investigate the average and variance of the reionization process as a function of redshift (see, e.g., McQuinn et al., 2008).

Population III stars

. The first stars in the Universe are supposed to be very massive and completely metal-free. However, no direct detection of such objects, called Pop III stars, has been made so far. Thus, our theoretical understanding of the structure and evolution, as well as the nature of the final explosion, of the first stars still relies on many assumptions. Stellar evolution predicts that long GRBs may be expected from fast rotating, single Pop III stars with an initial mass of 10-80 M_{\odot} (Yoon et al., 2012). Above this mass limit, a Pop III star may explode due to pair-instability as a Superluminous Supernova, or not explode at all, falling back directly to a black hole (Heger et al., 2003). When a Pop III star explodes it changes the chemical composition of its environment, from which the second stars are formed. These ideas must be examined. Also, having a full census of GRBs with Pop III progenitors has the potential to provide an unprecedented enhancement of our knowledge of stellar evolution.

The same is true for the subsequent generations of stars in the early Universe: low-metallicity massive stars, or Pop II stars, have been simulated using our best theoretical approach, but observational evidences are needed to confirm the theory (Szécsi et al., 2015). In particular, one of the most promising evolutionary channels leading to fast rotating helium stars (the so-called “chemically homogeneous evolution”) still needs to be tested observationally. These fast rotating helium stars at low metallicity (or TWUIN stars; Szécsi et al., 2015) are predicted to be progenitors of long GRBs if single (Yoon et al., 2006) or progenitors of short GRBs if in a close binary system (Marchant et al., 2017; Szécsi, 2017). The detection of GRBs with Pop III or Pop II progenitors provides important insights on stellar

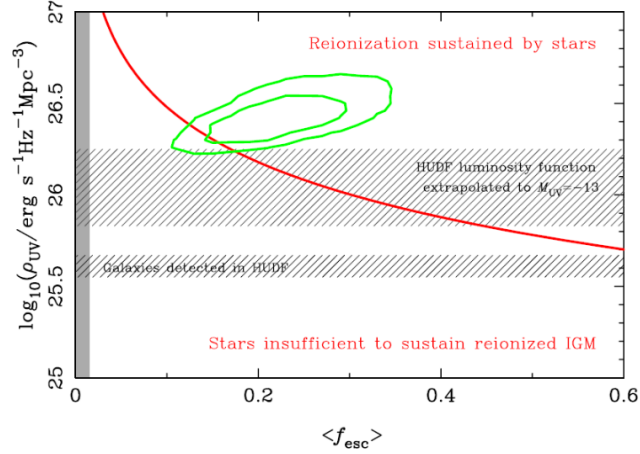


Figure 8: The UV luminosity density from stars at $z \approx 8$ and average escape fraction $\langle f_{\text{esc}} \rangle$ are insufficient to sustain reionization unless the galaxy luminosity function steepens to magnitudes fainter than $M_{\text{UV}} = -13$ (grey hatched region), and/or $\langle f_{\text{esc}} \rangle$ is much higher than that typically found at $z \approx 3$ (grey shaded region). Even in the late 2020s, $\langle f_{\text{esc}} \rangle$ at these redshifts will be largely unconstrained by direct observations. The green contours show the 1 and 2- σ expectations for a sample of 25 GRBs at $z \approx 7 - 9$ for which deep spectroscopy provides the host neutral column and deep imaging constrains the fraction of star formation occurring in hosts below the JWST limit (Robertson et al., 2013). The input parameters were $\log_{10}(\rho_{\text{UV}}) = 26.44$ and $\langle f_{\text{esc}} \rangle = 0.23$, close to the (red) borderline for maintaining reionization by stars.

astrophysics.

Both Pop III and massive Pop II stars are expected to emit a large number of ionizing photons and thus to contribute to the ionization of their surroundings. Despite being potentially crucial in understanding cosmic reionization, the predictions of the models are still weighted with uncertainties due to scarce observational constraints on metal-free and metal-poor massive stars. We also expect that interpreting the data output of THESEUS will bring together scientists working on the so-far mostly unrelated fields of reionization history and stellar evolution.

In addition to possible evidence for population III chemical enrichment, it has been argued that Pop III stars may also produce collapsar-like jetted explosions, which are likely to be of longer duration than typical long-GRBs, and may be detected through surveys with longer dwell times (Mészáros & Rees, 2010). To date, no direct evidence of this connection has been observationally established. The multi-wavelength properties of GRBs with a Pop-III progenitor are only predicted on the expected large masses and zero metallicity of these stars. Even the detection of a single GRB from a Pop III progenitor would put fundamental constraints on the unknown properties of the first stars.

The role of THESEUS

. Our detailed simulations indicate that THESEUS will detect between 30 and 80 GRBs at $z > 6$ over a three year mission, with between 10 and 25 of these at $z > 8$ (and several at $z > 10$). The on-board follow-up capability means that redshifts are estimated for the large majority of these, and powerful next generation ground- and space-based telescopes available in this era will lead to extremely deep host searches and high-S/N afterglow spectroscopy for many of them (e.g., using JWST, if still operating, ELT, WFIRST, EUCLID, ATHENA, etc.). To illustrate the potential of such a sample, we simulate in Fig. 8 the precision in constraining the product of the UV luminosity density and average escape fraction, $\rho_{\text{UV}} f_{\text{esc}}$, that would be obtained with 25 GRBs at $7 < z < 9$ having high-S/N afterglow spectroscopy and (3 hr) JWST depth host searches (for definiteness the ρ_{UV} axis corresponds to $z = 8$). This will provide a much clearer answer to the question of whether stars were the dominant contributors to reionization. In addition, this sample will allow us to map abundance patterns across the whole range of the star forming galaxies in the early universe, providing multiple windows on the nature of the first generations of stars.

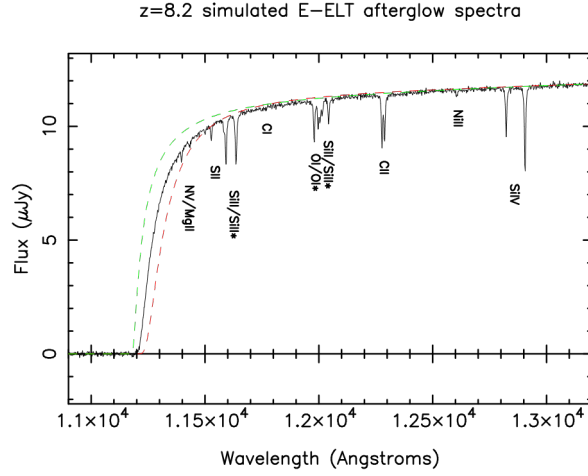


Figure 9: Simulated E-ELT spectrum of a GRB at $z=8.2$ as discovered by THESEUS. The S/N provides exquisite abundance determinations from metal absorption lines, while fitting the Ly- α damping wing simultaneously fixes the IGM neutral fraction and the host HI column density, as illustrated by the two extreme models: a pure 100% neutral IGM (green) and best-fit host absorption with a fully ionized IGM (red).

The great value of THESEUS to ATHENA

. As an example of the great relevance of THESEUS in the context of the next generation large facilities (e.g., SKA, CTA, ELT, ATHENA), we highlight here the THESEUS synergy with ATHENA. Two of the primary science goals for ATHENA are: (1) Locate the missing baryons in the Universe by probing the Warm Hot Intergalactic Medium (the WHIM); this requires about 10 bright GRBs per year. (2) Probe the first generation of stars by finding high redshift GRB; this requires about 5 high-redshift GRBs per year. THESEUS will enable ATHENA to achieve these goals by greatly increasing the rate of GRBs found per year with good localisations and redshifts. The X-ray band of the THESEUS SXI (see Sect. 4.1) will find a greater proportion of high-redshift GRBs than previous missions. Hence THESEUS will: (1) localise bright GRBs with sufficient accuracy using the SXI to enable a rapid repointing of the ATHENA X-IFU for X-ray spectroscopy of the WHIM, and (2) find high-redshift GRBs using the SXI and XGIS and accurately localising them using the IRT for redshift determination on-board and on the ground to provide reliable high-redshift targets for ATHENA. Many of the other transients found by THESEUS, such as tidal disruption events and flaring binaries, will also be high-value targets for ATHENA.

2.2. Gravitational wave sources and multi-messenger astrophysics

The launch of THESEUS will coincide with a golden era of multi-messenger astronomy. With the first detection of gravitational waves (GWs) by Advanced detectors (Abbott et al., 2016b,a), a new window on the Universe has been opened. By the end of the present decade, the sky will be routinely monitored by a network of second generation GW detectors, an ensemble of Michelson-type interferometers, composed of the two Advanced LIGO (aLIGO) detectors in the USA and by Advanced Virgo (aVirgo) in Italy, plus IndIGO in India and KAGRA in Japan joining later within a few years. By the first years of 2030, more sensitive third generation GW detectors, such as the Einstein Telescope (ET) and Cosmic Explorer, are planned to be operational and to provide an increase of roughly one order of magnitude in sensitivity.

Several of the most powerful transient sources of GWs predicted by general relativity, e.g. binary neutron star (NS-NS) or NS-black hole (BH) mergers (with likely detection rate of ~ 50 per year by the LIGO-Virgo network at design sensitivity; Abadie et al., 2010), are expected to produce bright electromagnetic (EM) signals across the entire EM spectrum and in particular in the X-ray and gamma-ray energy bands, as well as neutrinos. These expectations were met on the 17th of August 2017, when a GW signal consistent with a binary neutron star merger system (Abbott et al., 2017b) was found shortly preceding the short gamma-ray burst GRB170817A (Abbott et al., 2017a). GW detectors have relatively poor sky localization capabilities mainly based on triangulation methods. With two detectors

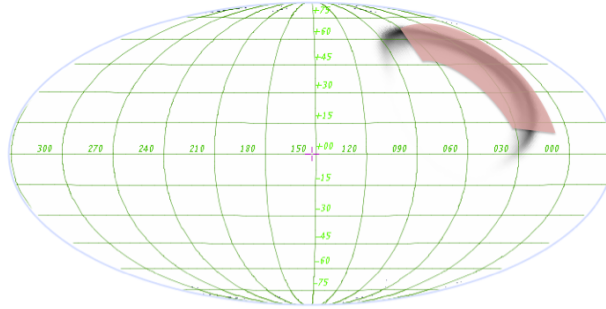


Figure 10: The plot shows the SXI field of view ($\sim 110 \times 30 \text{ deg}^2$) superimposed on a simulated probability skymap of a merger NS-NS system observed by aLIGO and advanced Virgo (Singer et al., 2016). The SXI coverage contains nearly 100% of the total probability.

~ 100 - 1000 square degrees are achieved; this sky localization accuracy may also apply for the third-generation GW detectors by 2030+. By 2020+ the second-generation network will count three up to five GW detectors and sky localization will improve to ~ 1 - 10 sq. degrees or even less (Klimenko et al., 2011). Such localization uncertainties will be completely covered by the THESEUS/SXI FoV (see Fig. 10). In parallel to these advancements, IceCube and KM3nNeT and the advent of 10 km^3 detectors (e.g. IceCube-Gen2, IceCube-Gen2 Collaboration et al. (2014)) will likely revolutionize neutrino astrophysics. Neutrino detectors can localize to an accuracy of better than a few sq. degrees but within a smaller volume of the Universe (see, e.g., Santander, 2016, and references therein). In order to maximize the science return of the multi-messenger investigation it is essential to have an in-orbit trigger and search facility that can either detect an EM signal simultaneous with a GW/neutrino event or rapidly observe with good sensitivity the large error boxes provided by the GW and neutrino facilities following a trigger. These combined requirements are uniquely fulfilled by THESEUS, which is able to trigger using XGIS or SXI and observe a very large fraction of the GW/neutrino error boxes within an orbit due to the large grasp of the SXI instrument (if compared to current generation X-ray facilities such as Swift, THESEUS/SXI has a grasp of ~ 150 times that of Swift/XRT). The recent discovery of the electromagnetic counterpart of GW170187 in the form of a short GRB and an optical/NIR “kilonova” emission (Li & Paczyński, 1998; Abbott et al., 2017c; Smartt et al., 2017; Tanvir et al., 2017; Pian et al., 2017; Coulter et al., 2017) definitively open great perspectives for the role that missions as THESEUS would play in the multi-messenger astrophysics. Indeed, for events similar to GW170817, THESEUS could detect both the GRB and the kilonova emission, as well as the soft X-ray emission theoretically predicted for NS-NS mergers, and localize the source down to arcsecond precision (see more details in Stratta et al. 2017. For events triggered on-board with XGIS or SXI, GW searches can also be carried on the resultant known sky locations with lower GW detector signal-to-noise thresholds and hence an increased search distance. In 2020s synergies with the future facilities like JWST, WFIRST, Einstein Probe, ATHENA, ELT, TMT, GMT, SKA, CTA, zPTF, and LSST telescopes would leverage significant added value, extending the multi-messenger observations across the whole EM spectrum. The detection of EM counterparts of GW (or possibly neutrino) signals will enable a multitude of science programmes (see, e.g., Bloom et al., 2009; Phinney, 2009) by allowing for parameter constraints that the GW/neutrino observations alone cannot fully provide. For example, finding a GW/neutrino source EM counterpart in X-rays with THESEUS/SXI will allow to localize the source with an accuracy good enough for optical follow-up and hence to possibly measure its redshift and luminosity. On the other hand, not finding an EM counterpart will constrain merger types (such as BH-BH mergers), magnetic field strengths, and astrophysical conditions at the time of the merger.

2.2.1. Gravitational wave transient sources

NS-NS/NS-BH mergers: Collimated EM emission from Short GRBs

. Compact binary coalescences (CBCs) are among the most promising sources of GWs that will be detected in the next decade. Indeed, these systems are expected to radiate GWs within the most sensitive frequency range of ground based GW detectors (1-2000 Hz), with large GW energy output, of the order of $10^{-2} M_{\odot} c^2$, and gravitational waveforms well predicted by General Relativity (see, e.g., Baiotti & Rezzolla, 2017, for a review). The expected rate of NS-NS systems inferred from binary pulsar observations and population synthesis modeling, is taken to lie between 10

and $10000 \text{ Gpc}^{-3} \text{ yr}^{-1}$. With the first detection of a NS-NS merger, GW170817, the expected rate was constrained to $320\text{-}4740 \text{ Gpc}^{-3} \text{ yr}^{-1}$ (Abbott et al., 2017b). To date, no NS-BH systems have been observed, but the rate can still be predicted through population synthesis, constrained by the observations of NS-NS, to be $\sim 1\text{-}1000 \text{ Gpc}^{-3} \text{ yr}^{-1}$ (see, e.g., Abadie et al., 2010, and references therein). Before the GW170817/GRB170817 event, mounting indirect evidence associates short GRB progenitors to CBC systems with at least one neutron star (see, e.g., Berger, 2014) and provides possible hints that the merger of magnetized NS binaries might lead to the formation of a jet with an opening angle up to of $\sim 30\text{-}40$ deg (so far the observed values range from $5\text{-}20$ deg.; Rezzolla et al., 2011; Troja et al., 2016). The association of the short GRB 170817 with the GW event from the merger of a NS-NS system represent the first direct evidence of the progenitor nature of short GRBs (Abbott et al., 2017a). Further GW observations combined with multi-wavelength follow-up campaigns in the next years will likely confirm this scenario by simultaneous detections of CBC-GWs temporally and spatially consistent with short GRBs (Stratta et al., 2017).

Second-generation GW network can detect NS-NS and NS-BH systems up to $0.4\text{-}0.9$ Gpc (Abadie et al., 2010). Since the estimated rate density of detected short GRBs is $1\text{-}10 \text{ Gpc}^{-3} \text{ yr}^{-1}$ (see Wanderman & Piran, 2015; Ghirlanda et al., 2016, and references therein) the expected annual rate of on-axis (i.e. face-on) short GRBs with GW counterpart before the third generation detectors (see below) is rather low, of the order of a few per year or less. However, in a more realistic jet scenario, e.g. a structured jet scenario, prompt GRB photon flux F can vary with observer viewing angle Θ_{obs} . According to Pescalli et al. (2016), $F \sim F_{core}(\Theta_{obs}/\Theta_{jet})^{-s}$ with $s > 2$, where F_{core} is the typical on-axis flux of a short GRB (see Fig. 11). Assuming $F_{core} \sim 10 \text{ ph cm}^{-2} \text{ s}^{-1}$ (e.g. Narayana Bhat et al., 2016), since short GRBs have a median redshift of $z \sim 0.5$ (Berger, 2014), at a distance of ~ 400 Mpc F_{core} would be $\sim 10^3 \text{ ph cm}^{-2} \text{ s}^{-1}$, thus even assuming a steep dependence of F from Θ_{view} (e.g. $s = 6$) a nearby short GRB can be detected off-axis with THESEUS/XGIS up to $5\Theta_{jet}$ (we consider the 1 sec photon flux sensitivity of XGIS of $0.2 \text{ ph cm}^{-2} \text{ s}^{-1}$, see Fig. 36). Table 1 shows the expected rate of THESEUS/XGIS short GRB detections with a GW counterpart from merging NS-NS systems (i.e. within the GW detector horizon). The quoted numbers are obtained by correcting the realistic estimate of NS-NS merger rate from the jet collimation factor by assuming a jet half-opening angle range of $[10\text{-}40]$ deg, and by taking into account the possibility to observe off-axis short GRBs up to $5\Theta_{jet}$ (see above).

By the time of the launch of THESEUS, gravitational radiation from such systems will be likely detectable by third-generation detectors such as the Einstein Telescope (ET) up to redshifts $z \sim 2$ or larger (see, e.g., Sathyaprakash et al., 2012; Punturo et al., 2010), implying that almost all short GRBs that THESEUS will detect, i.e., ~ 20 short GRBs per year, will have a detectable GW emission. Indeed, it is likely that at the typical distances at which ET detects GW events, the only EM counterparts that could feasibly be detected are SGRBs and their afterglows, making the role of THESEUS crucial for multi-messenger astronomy by that time. Almost all short GRBs are accompanied by an X-ray afterglow that SXI will detect and monitor just after the burst emission. Once localized with SXI, about 40% of detected short GRBs are expected to have a detectable optical/IR counterpart. The IRT could point at the SXI-localised afterglow within a few minutes from the trigger. If bright enough, spectroscopic observations could be performed on-board, thus providing redshift estimates and information on chemical composition of circumburst medium. In addition, precise sky coordinates will be disseminated to ground based telescopes to perform spectroscopic observations. Distance measurements of a large sample of short GRBs combined with the absolute source luminosity distance provided by the CBC-GW signals can deliver precise measurements of the Hubble constant (Schutz, 1986), helping to break the degeneracies in determining other cosmological parameters via CMB, SNIa and BAO surveys (see, e.g., Dalal et al., 2006). Even with the second-generation GW detector network, the modest THESEUS EM + GW triggered coincidence number of 3-4 predicted within the nominal mission life (not accounting for possible ‘‘off-axis’’ prompt GRB detection), can rises to 10 or more when including SXI follow-up observations of GW network error boxes. With 10 GW+EM events, the Hubble constant could be constrained to 2-3%, thus providing a precise independent measure of this fundamental parameter (Dalal et al., 2006; Nissanke et al., 2010). In addition, each individual joint GW+EM observation would provide an enormous science return from THESEUS. For example, the determination of the GW polarization ratio would constrain the binary orbit inclination and hence, when combined with an EM signal, the jet geometry and source energetics. Likewise, a better understanding of the NS equation of state can follow from combined GW and EM signals (see, e.g., Bauswein & Janka, 2012; Takami et al., 2014; Lasky et al., 2014; Ciolfi & Siegel, 2015b,a; Messenger et al., 2015; Rezzolla & Takami, 2016).

NS-NS / NS-BH mergers: Optical/NIR and soft X-ray isotropic emissions

. Nearly isotropic EM emission is expected from NS-NS / NS-BH mergers at minutes-days time scale after the

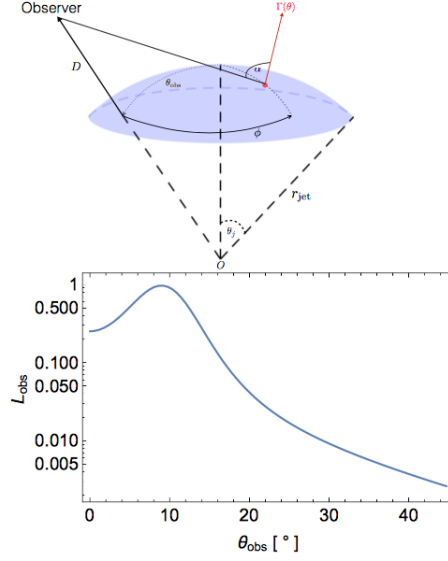


Figure 11: *Top panel*: possible geometry of the conical jet, in spherical coordinates with the origin at O. The observer is located at $(D, \Theta_{\text{obs}}, 0)$. The jet is moving with Lorentz factor $\Gamma(\Theta)$. *Bottom panel*: Luminosity fraction (normalized to peak emission) as a function of observer angle, $L_{\text{obs}}(\Theta_{\text{obs}})$, from Kathirgamaraju et al. (2017). The jet luminosity at ~ 40 deg is a factor of 300 fainter than that of the jet core. Nevertheless, such a misaligned jet can be detected by a γ -ray instrument if it takes place within the Advanced LIGO detectability volume.

merger. GW emission depends only weakly on the inclination angle of the inspiral orbit, and GW detectors will mostly trigger on off-axis mergers (i.e. for binary systems with a non zero inclination angle). Both serendipitous discoveries within the large THESEUS/SXI FoV and re-pointing of THESEUS in response to a GW trigger will allow studies of off-axis X-ray emission. One expected EM component is the late afterglow from the laterally spreading jet as soon as it decelerates (“orphan afterglows”; van Eerten et al., 2010). Peak brightness is expected at 1-10 days after the trigger, with peak X-ray fluxes equal or below $\sim 10^{-12}$ - 10^{-13} erg cm $^{-2}$ s $^{-1}$ at ~ 200 Mpc (Kanner et al., 2012). Therefore, despite their low collimation, off-axis afterglows will be detected only for the most nearby CBC systems. Another nearly-isotropic emitting component is expected if a massive millisecond magnetar is formed from two coalescing NSs. In this case, X-ray signals can be powered by the magnetar spin-down emission reprocessed by the matter surrounding the merger site (isotropically ejected during and after merger), with luminosities in the range 10^{43} - 10^{48} erg s $^{-1}$ and time scales of minutes to days (Metzger & Piro, 2014; Siegel & Ciolfi, 2016a,b). Alternatively, X-ray emission may come from direct dissipation of magnetar winds (see, e.g., Zhang, 2013; Rezzolla & Kumar,

Table 1: Number of NS-NS (BNS) mergers expected to be detected in the next years by second- (2020+) and third- (2030+) generation GW detectors and the expected number of electromagnetic counterparts as short GRBs (collimated) and X-ray isotropic emitting counterparts (see, e.g., Ciolfi & Siegel, 2015b; Rezzolla & Kumar, 2015) with THESEUS SXI and XGIS. BNS horizon indicates the GW detector sensitivity (see, e.g., Abadie et al., 2010). The rate estimates of simultaneous GW+GRB detections assume that all BNS can produce a short GRB and take into account a combination of collimation angle range, XGIS FoV as a function of energy, and possible prompt off-axis detection. X-ray counterpart rate estimates assume that at least 1/3 of BNSs produce a long-lived NS remnant (but see Gao et al., 2016; Piro et al., 2017).

GW observations		THESEUS XGIS/SXI joint GW+EM observations			
Epoch	GW detector	BNS horizon	BNS rate (yr $^{-1}$)	XGIS/sGRB rate (yr $^{-1}$)	SXI/X-ray isotropic counterpart rate (yr $^{-1}$)
2020+	Second-generation (advanced LIGO, Advanced Virgo, India-LIGO, KAGRA)	~ 400 Mpc	~ 40	~ 5 -15	~ 1 -3 (simultaneous) ~ 6 -18 (+follow-up)
2030+	Second + Third-generation (e.g. ET, Cosmic Explorer)	~ 15 -20 Gpc	> 10000	~ 15 -25	$\gtrsim 100$

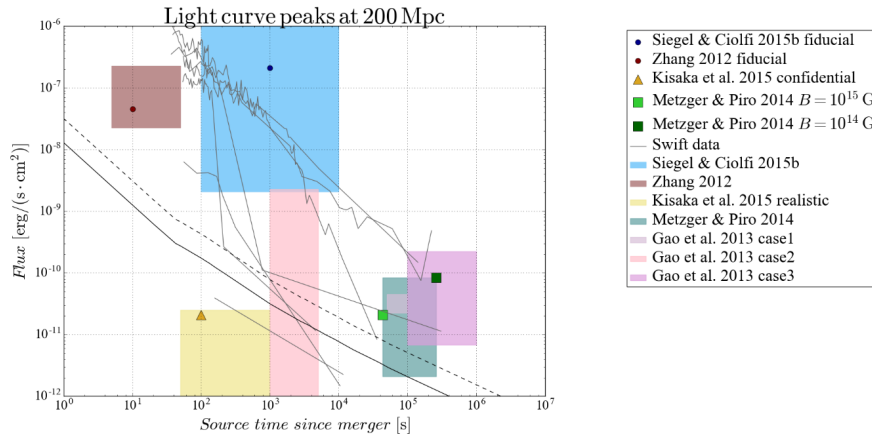


Figure 12: Expected X-ray fluxes at peak luminosity from different modelling of X-ray emission from NS-NS merger systems, that are among the most probable GW sources that will be detected in the following years by the second- and third- generation GW detectors. Grey solid lines show a typical GRB X-ray afterglow observed with Swift/XRT. Dots show the expected flux using fiducial parameters for each model. The black and dashed line show the THESEUS/SXI sensitivity as a function of the exposure time (credit: S. Vinciguerra; see also Fig. 26)

2015). Numerical simulations suggest that such emission is collimated but with large half-opening angles (30-40 deg, beaming factor of ~ 0.2). As an additional channel in X-rays, the magnetar may accelerate the isotropically expelled matter through wind pressure to relativistic speeds generating a shock with ISM (“confined winds”). Synchrotron radiation produced in the shock is emitted nearly isotropically, with an enhanced intensity near the equator. A beaming factor of ~ 0.8 is expected in this case (see, e.g., Gao et al., 2013). Overall, typical time scales for these X-ray signals are comparable to magnetar spin down time scales of $\sim 10^3$ - 10^5 s, and the predicted luminosities span a wide range that goes from 10^{41} erg s $^{-1}$ to 10^{48} erg s $^{-1}$. With THESEUS/SXI in combination with the second-generation detector network, almost all X-ray counterparts of GW events from NS-NS merging systems will be easily detected simultaneously with the GW trigger and/or with rapid follow-up of the GW-identified sky region. These X-ray emission counterparts could be possibly detected up to large distances with the third-generation of GW detectors (depending on the largely uncertain intrinsic luminosity of such X-ray component, see Table 1), providing a unique contribution to classify X-ray emission from NS-NS systems and probes the cosmic evolution.

In the optical band, the expected EM component is represented by the so-called “macronova” (often named “kilonova”) emission (e.g., Li & Paczyński, 1998). During NS-NS or NS-BH mergers, a certain amount of the tidally disrupted neutron star mass is expected to become unbound and ejected into space. This matter has the unique conditions of high neutron density and temperature to initiate r-process nucleosynthesis of very heavy elements. Days after merger, the radioactive decay of such elements heats up the ejected material producing a thermal transient signal peaking in the optical/near-infrared (NIR) band and with luminosities of $\sim 10^{40}$ erg s $^{-1}$ (see, e.g., Fernández et al., 2016; Baiotti & Rezzolla, 2017). Interaction of the ejected matter with surrounding ISM may also produce synchrotron radiation at late times (\sim weeks-months) peaking at radio wavelengths. Another fraction of the tidally disrupted neutron star matter remains bound to the system forming an accreting disc. Disc wind outflows are expected to produce a more blue optical emission peaking at earlier epochs (e.g. 1-2 days after the merger), with luminosity of the order of a few times 10^{40-41} erg s $^{-1}$, depending also on the nature of the central remnant (Kasen et al., 2015).

Macronovae are promising electromagnetic counterparts of binary mergers because (i) the emission is nearly isotropic and therefore the number of observable mergers is not limited by beaming; (ii) the week-long emission period allows for sufficient time needed by follow-up observations. The detectability of macronovae is currently limited by the lack of sufficiently sensitive survey instruments in the optical/NIR band that can provide coverage over tens of square degrees, the typical area within which GW events will be localized by the Advanced LIGO-Virgo network. Until the detection of GW170817, observational evidence of the macronova emission was obtained only in few cases during the follow-up campaigns of the optical afterglows of short GRBs (Tanvir et al., 2013; Jin et al., 2015). The successful electromagnetic follow-up campaign of GW170187 enabled to obtain for the first time a very accurate monitoring of the associated macronova, both photometric and spectroscopic (e.g. Smartt et al., 2017; Tanvir

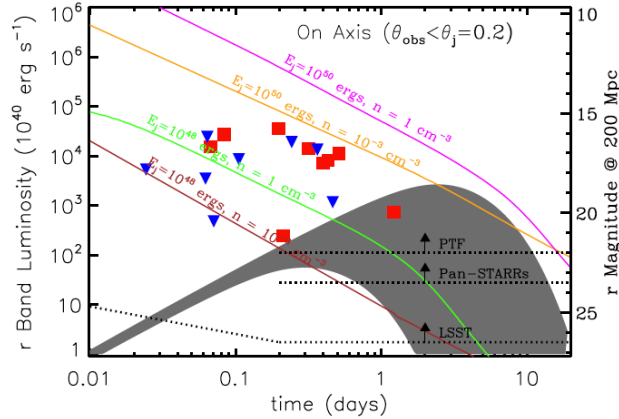


Figure 13: The dark grey region shows the expected macronova r-band apparent magnitude for a source at 200 Mpc as a function of time from the burst onset. Solid curves show the expected GRB afterglow emission assuming different energetics and ISM densities. Red squares and blue triangles represent the afterglow detection (squares) and upper limits (triangles) for a sample of short GRBs (Metzger & Berger, 2012).

et al., 2017; Pian et al., 2017; Coulter et al., 2017), confirming almost all the main theoretically predicted features expected from these events (e.g. Li & Paczyński, 1998; Abbott et al., 2017c; Kasen et al., 2017). Figure 13 shows the expected macronova apparent magnitudes for a source at 200 Mpc as well as the expected intrinsic luminosity (Metzger & Berger, 2012). Once the macronova component is identified, source location can be accurately recovered, allowing for the identification of the host galaxy and the search for counterparts in other electromagnetic bands (e.g. radio).

During the next decade (2020-2030) we expect strong synergies between the second-generation GW detector network and several telescopes operating at different wavelengths such as: 1) the space-based telescopes James Webb Space Telescope (JWST), ATHENA and WFIRST; 2) the ground-based telescope with large FOV like zPTF and LSST, which will be able to select the GW candidates in order to follow-up them afterwards; 3) the large telescopes, such as the 30-m class telescopes GMT, TMT and ELT, which will all follow-up the optical/NIR counterparts like macronovae; 4) the Square Kilometer Array (SKA) in the radio, which is well suited to detect the late-time (\sim weeks) signals produced by the interaction of the ejected matter with the interstellar medium. THESEUS/IRT will be perfectly integrated in this search, due to its photometric and spectroscopic capabilities and its spectral range coverage. Light curves and spectra will be acquired, thus giving the opportunity to disentangle expected different components associated with macronova events (e.g. disk wind + dynamical ejecta contributions; Kasen et al., 2015).

Core collapse of massive stars: Long GRBs, Low Luminosity GRBs and Supernovae

. The collapse of massive stars are expected to emit GWs since a certain degree of asymmetry in the explosion is inevitably present. Estimates of the GW amplitudes are still poorly constrained and the expected output in energy has enormous uncertainties, ranging from 10^{-8} to $10^{-2} M_{\odot}c^2$. If the efficiency of the GW emission is effectively very low, then only the third-generation GW detectors such as ET, which will be operative at the same time as THESEUS, will be able to reveal the GW emission from these sources and thus obtain crucial insights on the innermost mass distribution, inaccessible via EM observations. The collapsar scenario invoked for long GRBs requires a rapidly rotating stellar core (see, e.g., Woosley, 1993; Paczyński, 1998), so that the disk is centrifugally supported and able to supply the jet. This rapid rotation may lead to non-axisymmetric instabilities, such as the fragmentation of the collapsing core or the development of clumps in the accretion disk (Giacomazzo et al., 2011). GW/EM synergy plays a crucial role in the investigation of the nature of GRB progenitors and physical mechanisms. Indeed, gamma-ray emission and the multi-wavelength afterglow are thought to be produced at large distances from the central engine (i.e. $>10^{13}$ cm). By contrast, GWs will be produced in the immediate vicinity of the central engine, offering a direct probe of its physics. Inspirational-like GW signals are predicted with an amplitude that might be observable by ET to luminosity distances of order 1 Gpc (see, e.g., Davies et al., 2002). With a rate of observed long GRB of $\sim 0.5 \text{ Gpc}^{-3} \text{ yr}^{-1}$, THESEUS could provide a simultaneous EM monitoring of ~ 1 long GRBs every two years. Off-axis X-ray afterglow detections

(“orphan afterglows”) can potentially increase the simultaneous GW+EM detection rate by a factor that strongly depends on the jet opening angle and the observer viewing angle. THESEUS may also observe the appearance of a NIR orphan afterglow a few days after the reception of a GW signal due to a collapsing massive star. In addition, the possible large number of low luminosity GRBs (LLGRBs) in the nearby Universe, expected to be up to 1000 times more numerous than long GRBs, will provide clear signatures in the GW detectors because of their much smaller distances with respect to long GRBs.

Soft Gamma Repeaters

. Fractures of the solid-crust on the surface of highly magnetized neutrons stars and dramatic magnetic-field readjustments represent the most widely accepted explanation to interpret X-ray sources such as giant flares and soft gamma repeaters (SGRs; see, e.g., [Thompson & Duncan, 1995](#)). NS crust fractures have also been suggested to excite non radial oscillation modes that may produce detectable GWs (see, e.g., [Corsi & Owen, 2011](#); [Ciolfi et al., 2011](#)). The most recent estimates for the energy reservoir available in a giant flare are between 10^{45} erg (about the same as the total EM emission) and 10^{47} erg. The efficiency of conversion of this energy to GWs has been estimated in a number of recent numerical simulations and has been found to be likely too small to be within the sensitivity range of present GW detectors ([Ciolfi & Rezzolla, 2012](#); [Lasky et al., 2012](#)). However, at the typical frequencies of f-mode oscillations in NSs frequencies, ET will be sensitive to GW emissions as low as 10^{42} - 10^{44} erg at 0.8 kpc, or about 0.01% to 1% of the energy content in the EM emission in a giant flare. In the region of 20-100 Hz, ET will be able to probe emissions as low as 10^{39} erg, i.e. as little as 10^{-7} of the total energy budget (see, e.g., [Chassande-Mottin et al., 2010](#), and reference therein).

Neutrino sources

. Several high-energy sources that THESEUS will monitor are also thought to be strong neutrino emitters, in particular SNe and GRBs. The shocks formed in the GRB ultra-relativistic jets are expected to accelerate protons to ultra-relativistic energies and that, after interacting with high energy photons, produce charged pions decaying as high energy neutrinos ($>10^5$ GeV; see, e.g., [Waxman & Bahcall, 1997](#)). Pulses of low energy neutrinos (<10 MeV) are expected to be released during core-collapse supernovae (CCSNe) with an energy release up to 10^{53} erg. Indeed, low energy neutrinos have been detected from SN1987A at 50 kpc distance. Still significant uncertainties are affecting supernova models. GW and neutrino emission provide important information from the innermost regions as the degree of asymmetry in the matter distribution, as well the rotation rate and the strength of the magnetic fields, that can be used as priors in numerical simulations (see, e.g., [Chassande-Mottin et al., 2010](#), and reference therein). Because of the neutrino very small cross-sections and low fluxes, neutrino detectors necessarily require huge amounts of water or liquid scintillator. Future Megaton detectors that are expected to work during the 3rd generation GW detectors, will reach distances up to 8 Mpc, guaranteeing simultaneous GW/neutrino and EM detection of ~ 1 SN per year. Very promising for such multi-messenger studies are the LLGRBs, given their expected larger rate than for standard long GRBs (up to 1000 times more numerous) and their proximity. For long GRBs, joint THESEUS and GW/neutrino observations would further constrain progenitor models, clarifying the fraction of energy channeled via dynamical instabilities ([Fryer et al., 2002](#)) and the relative neutrino/EM energy budgets. Neutrino observations would also constrain the composition of the GRB jet and the relation of GRBs to high-energy cosmic rays ([Abbasi et al., 2012](#)).

2.3. Exploring the Time-domain Universe

The SXI and XGIS will detect a large number of both transient (Fig. 15) and steady X-ray sources serendipitously during regular observations (see Table 2). These data will provide a wealth of science opportunities. Here we emphasise two primary objectives:

- reveal the violent Universe as it occurs in real-time, through an all-sky X-ray survey of extraordinary grasp and sensitivity carried out at high cadence.
- discover new high-energy transient sources over the whole sky, including supernova shock break-outs, black hole tidal disruption events, magnetar flares, and monitor known X-ray sources, including GRBs, with low latency observations.

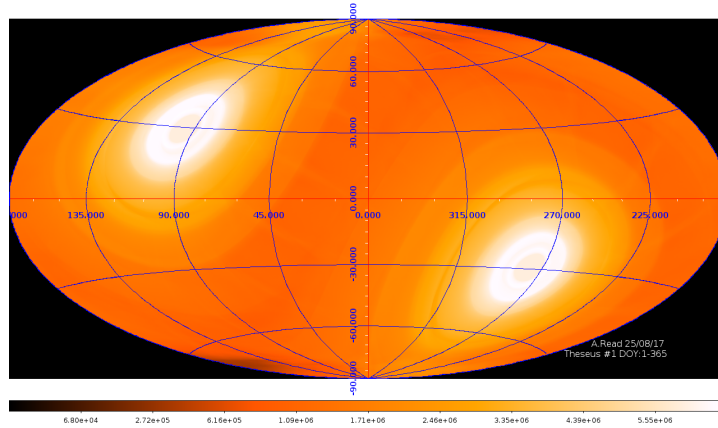


Figure 14: Possible 1-year THESEUS/SXI sky exposure map (Galactic coordinates) based on the observing constraints and strategy described in next sections.

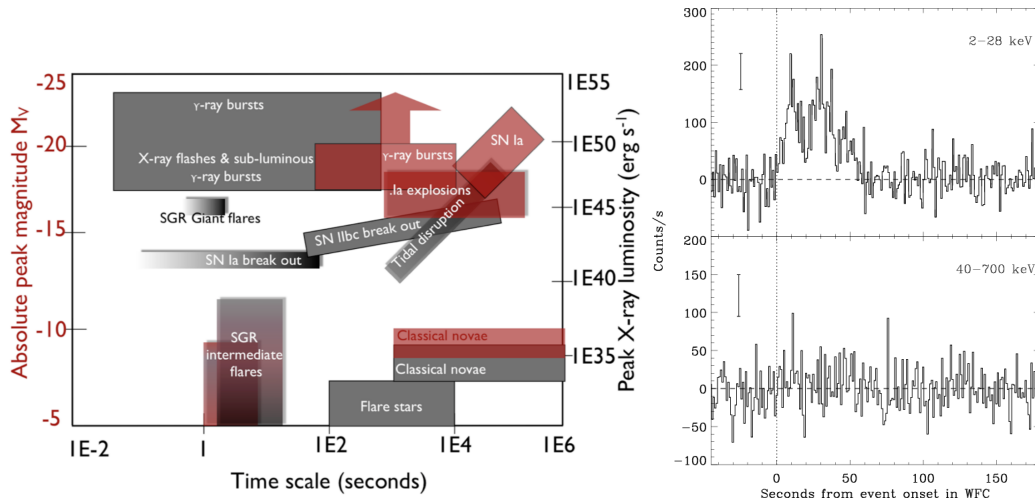


Figure 15: *Left*: Time scales and luminosities of presently known soft X-ray transients (Jonker et al., 2013). *Right*: typical light curve of an X-Ray Flash, i.e. a GRB showing emission only in the X-ray energy range (BeppoSAX XRF020427; Amati et al., 2004).

These objectives relate directly to the Cosmic Vision 2015-2025 questions under (3.2), providing the crucial electromagnetic counterparts to GW sources such as compact star binary in-spirals and perhaps core-collapse SN, under (3.3), allowing the study of matter under extreme conditions around black holes and in neutron stars, and under (4.3), examining the evolving violent Universe through the study of quiescent and active massive black holes at the centers of galaxies. By finding huge numbers of GRBs the survey will also permit unprecedented insights in the physics and progenitors of GRBs and their connection with peculiar core-collapse SNe, and substantially increase the detection rate and characterization of sub-energetic GRBs and X-Ray Flashes. The provision of a high cadence soft X-ray survey in the 2020s together with a 0.7 m IRT in orbit will enable a strong synergy with transient phenomena observed with the Large Synoptic Survey Telescope (LSST).

Supernovae

. Supernovae mark the death of massive stars and are the prime process by which heavy elements are distributed through the Universe driving evolution in the stellar population. THESEUS will significantly advance our understanding of the SN explosion mechanism, detecting SNe at the very moment of emergence, gathering comprehensive, prompt data and alerting follow-up communities to new events. The birth of a new SN is revealed by a burst of high-energy emission as the shock breaks out of the star (giving access to measurements of the progenitor star radius).

Table 2: THESEUS detection rates for different astrophysical transients and variables.

Transient type	SXI rate
Magnetars	40 day ⁻¹
SN Ia shock breakout	4 yr ⁻¹
TDE	50 yr ⁻¹
AGN+Blazars	350 yr ⁻¹
Thermonuclear bursts	35 day ⁻¹
Novae	250 yr ⁻¹
Dwarf novae	30 day ⁻¹
SFXTs	1000 yr ⁻¹
Stellar flares and super flares	400 yr ⁻¹

This has been spectacularly captured just once, in a serendipitous Swift XRT observation of SN2008D (Soderberg et al., 2008): SNe are usually found only days to weeks after the explosion, as radioactive heating powers optical brightening. Theoretical calculations of shock breakout show that bright X-ray bursts of $L_X = 10^{43} - 10^{46} \text{ erg s}^{-1}$ are expected for both Wolf-Rayet stars and red supergiants (RSG) lasting 10-1000 s (Nakar & Sari, 2010). These progenitors are likely responsible for Type Ibc and most Type II SN respectively, which occur at rates of 2.6×10^{-5} and $4.5 \times 10^{-5} \text{ Mpc}^{-3} \text{ yr}^{-1}$ (Li et al., 2011).

SXI can detect these landmark events out to galaxies beyond 50 Mpc. These bursts first emit hard spectra when the shock is relativistic (Nakar & Sari, 2012), also allowing detection by the XGIS. Shock breakouts from blue supergiants are expected to release comparable energy to RSGs, emitting within the XGIS band.

With THESEUS, we aim at finding the first X-ray bursts from thermonuclear Type Ia SN shock breakouts. The detection of even a single Ia X-ray event is a powerful discriminator between progenitor models, and constrains the explosion physics with implications for using SN Ia as standard candles and to constrain dark energy (Sullivan et al., 2011). Galactic Ia shock breakouts should be detectable by XGIS as very short high energy pulses (Nakar & Sari, 2010), while those in binary with a red giant star may produce bright X-ray bursts lasting minutes to hours via interaction with the companion wind (Kasen, 2010).

Relativistic SN shock breakout can also contribute a significant fraction of the early X-ray flux seen in low-luminosity GRBs (see the cases of GRB 060218, and GRB 100316D; Campana et al., 2006; Starling et al., 2011), and THESEUS can make a significant contribution to this study, bridging the temporal gap between high and low energy X-rays of current instrumentation. Fundamental parameters and processes, such as the radius of breakout and the driver of the light curve time scale, as well as the nature of the progenitor stars themselves, remain unknown. THESEUS will discover all types of SN shock breakouts opening up this critical and unexplored time domain in SN evolution.

Tidal Disruption Events

. Tidal disruption events (TDEs) offer a unique probe of the ubiquity of super-massive black holes (SMBHs) in galaxies, accretion on timescales open to direct study, and the nature and dynamics of galactic nuclei. A star is tidally disrupted when the tidal forces from the SMBH exceed the self-gravity of the star (Rees, 1988). At this point half of the star is unbound, while the other half falls back to form an accretion disc at a characteristic rate of $t^{-5/3}$. Such events are expected to be visible in UV and soft X-rays (see, e.g., Komossa et al., 2004; Gezari et al., 2012). The discovery by Swift of two highly luminous outbursts from galactic nuclei implies that at times a fraction of this energy is deposited in a new relativistic jet outflow (Levan et al., 2011; Bloom et al., 2011; Burrows et al., 2011), offering a new route to their identification and an opportunity to study newly-born jets. THESEUS is ideal for both the discovery and characterization of TDEs, opening new windows on numerous astrophysical questions.

TDEs offer a unique probe of SMBH presence across the Universe by revealing formerly dormant SMBH in galaxies across the mass scale up to $\sim 10^8 M_\odot$. The key to extracting the most from these events is to obtain identifications early, while the first material is falling back. This in turn allows multi-wavelength observations at the peak of the light from which one can infer the mass of the black hole and the nature of the in-falling star. This can be compared

to the properties of the galaxy and the $M_{\text{BH}}-\sigma$ relation. TDEs provide unique laboratories for studies of physics under extreme conditions. They allow us to study accretion in active galaxies from onset to a return to dormancy, on timescales of only a few years. Through this time we can study the behaviour of accretion at a variety of rates, and the processes of disc and jet formation. Jets in the relativistic TDEs are promising locations for the acceleration of ultra-high-energy cosmic-rays. Finally, the rate and nature of the TDEs provides insight into the central dynamics of galaxies. An exciting possibility is using TDEs as tracers of BH-mergers. The dynamical impact of the merger on surrounding stars increases the TDE rate by several orders of magnitude to $> 0.1 \text{ yr}^{-1}$, raising the possibility of observing multiple events from a single galaxy undergoing a BH merger. For the classical TDEs, the SXI effective horizon in a single orbit is $\sim 200 \text{ Mpc}$ ($z \sim 0.05$). The rate of relativistic TDEs is uncertain, but both SXI and XGIS can see them to $z \sim 1$ ($L_{\text{peak}} = 10^{48} \text{ erg s}^{-1}$). For moderately conservative assumptions (beaming to 5% of the sky in 10% of TDEs) it is quite possible that the relativistic TDE rate will exceed the classical one.

AGN and Blazars

. Active galaxies are the most powerful continuous sources of energy in the Universe and are powered by supermassive BHs in galactic centres. They also help control the growth of the stellar population in galaxies, so understanding their accretion activity is crucial. The accretion activity of the central BH in active galaxies varies over a large range in amplitude and timescale, due to variations in the emission efficiency or accretion rate/efficiency in AGN (see, e.g., [Mushotzky et al., 1993](#)), or to changes in relativistic jet properties in Blazars (see, e.g., [Marscher et al., 2010](#)). SXI provides the capability to monitor the X-ray flux of hundreds of AGN with $\sim 10\%$ accuracy on daily timescales, and hundreds more on longer timescales ([Ueda et al., 2005](#)). The survey strategy will permit an unbiased look at the long-term variability of an unprecedentedly large AGN/Blazar sample at depths never reached before. SXI monitoring will enable regular multi-wavelength campaigns to occur in order to probe the emission mechanisms and the geometry of the central active regions.

The observation of correlated X-ray/radio AGN variability with THESEUS and SKA, can be strongly diagnostic, allowing searches for mass-related lags and radio-frequency-related lags, opening up the jet physics. It is generally agreed that the radio to UV/X-ray emission from blazars is synchrotron emission from a relativistic jet oriented towards the observer, with the higher energy emission arising from Compton scattering of seed photons by particles in the jet, although many details of the jet structure are still unclear. The expected sensitivity of future radio observations is such that radio-X-ray studies of radio quiet Seyfert galaxies will then be possible. In particular, THESEUS will allow the detection of X-ray flaring activity in Seyferts. Connecting flare states and X-ray/radio variability in radio quiet AGN, would have implications for AGN evolution/feedback models.

THESEUS will monitor the bright AGN population and trigger follow-up observations by both THESEUS itself and other multi-wavelength facilities to measure the relation between different energy bands and the lag between bands which constrain the emission process. For example, Synchrotron Self-Compton emission predicts a TeV lag roughly equal to the light travel time across the emission region, whereas for external seed photons, assuming the source of variability is in the relativistic electrons of the jet, simultaneity is expected. Measurement of the complete shape of the synchrotron spectral component from radio to hard X-ray constrains the particle acceleration process in the jet and the balance of acceleration and radiative cooling; if energy is input via hadrons rather than via electrons, radiative losses will be less, so the spectrum will be harder at higher energies (see, e.g., [Tramacere et al., 2007](#)). In the THESEUS era, ten times greater TeV sensitivity than now will be provided by the Cerenkov Telescope Array, allowing the routine study of hundreds of blazars. VHE gamma ray emission is characterized by large outbursts during which detailed measurements can be made. Deep monitoring observations can also be made with XGIS whose hard X-ray spectral response is ideal for defining the synchrotron shape.

Accreting Binaries

. Thermonuclear X-ray bursts are produced by runaway nuclear burning on NS surfaces in our galaxy, often reaching the Eddington luminosity limit ([Strohmayer & Watts, 2006](#)). THESEUS probes a regime of deep nuclear carbon burning, and its thermal effects on neutron star crusts and cores, rarely observed before now ([Brown, 2004](#); [Cumming & Macbeth, 2004](#)). These infrequent hours-long “super-bursts” are efficiently detected in the THESEUS sky survey due to its high exposure. It also captures seconds-long hydrogen- and helium-burning thermonuclear bursts more frequently. A large sample of burst properties will test models that predict nuclear burning dependence on mass

accretion rate (Heger et al., 2007), and add to previous burst samples collected by BeppoSAX and RXTE (Keek et al., 2010).

Classical and Recurrent Novae are produced by runaway thermonuclear burning on the surfaces of a white dwarf in a close binary system. SXI will, for the first time, detect the initial thermonuclear runaway burning phase, which lasts only a few hundred seconds. Previous X-ray studies have only been able to probe the shock-heated wind ahead of the ejecta and the steady burning phase that emerges later (see, e.g., Osborne et al., 2011; Schwarz et al., 2011; Osborne, 2015). X-ray spectra and temporal profiles provide constraints on nuclear reaction processes, the white dwarf mass, and the underlying convective mixing (see, e.g., Starrfield et al., 2009). THESEUS will be able to monitor the brightnesses of the Super-Soft Sources (Greiner, 1996), candidate progenitors for Type Ia SNe, to give a significantly improved view of their accretion behaviour. Both Classical and Recurrent Novae are also sources of hard X-ray emission (Sokoloski et al., 2006; Mukai et al., 2008) variable with time which appears later than the SSS phase. The onset of this emission component probes the existence of shocked material within the ejected shell. In addition the recent and new discoveries of Novae (both classical and recurrent) as source of particle acceleration by Fermi-LAT, and thus a class of gamma-ray emitters, challenges our knowledge of these transient objects (Cheung et al., 2016). The wide energy coverage of the SXI and XGIS instruments will allow us to track the temporal evolution of the different emission components along the outburst. All this will provide a significant improvement of our still poor knowledge of the tight link between accretion processes and explosion mechanisms.

Accretion-driven outbursts and state changes are also seen in white dwarf, NS and BH binaries. Dwarf Novae outbursts occurring in white dwarf accreting systems (cataclysmic Variables) will be routinely observed in both soft X-rays and optical/nIR ranges. This unique opportunity will allow to solve the still open question on dwarf nova diversity in optical and X-ray behaviours (Fertig et al., 2011). Furthermore, cataclysmic variables were thought to be unable to launch jets. The recent radio discovery of two high accretion rate systems, including dwarf novae (Körding et al., 2008, 2011), makes crucial the synergy with SKA to understand jet-launching processes irrespective of the compact object nature (WD, NS or BH). Truly magnetic systems are the X-ray brightest among CVs. However the state changes are not abrupt but on a long-term scale (months-yrs). THESEUS will provide excellent coverage of the outbursts of classical neutron star and black hole X-ray binaries, for example Supergiant Fast X-ray Transient variability reaches up to a factor of 10^6 (Romano et al., 2015), with peak luminosities up to 10^{38} erg s^{-1} ; the hour-timescale flares from these OB plus (presumed) NS systems have frequently triggered the Swift-BAT. THESEUS can constrain the temperature and optical depth of the accretion column (Farinelli et al., 2012; Bozzo et al., 2016), and the origin of the bright flares possibly due to wind accretion onto a magnetar (Bozzo et al., 2008). THESEUS will detect and provide localization for several black-hole transients, monitoring daily their X-ray spectral evolution throughout their full outburst. Pointed observations with IRT will provide strictly simultaneous IR photometry (and often spectroscopy) with very good statistics, allowing an unprecedented study of the disk-jet connection across all accretion regimes.

Magnetars

. Magnetars, young NS with external magnetic fields of 10^{13} - 10^{15} G, are among the most powerful and spectacular high-energy transients in the sky. They are characterized by the emission of highly super-Eddington short bursts of emission (Soft Gamma-ray Repeaters) and more rare Giant Flares (luminosity up to 10^{47} erg s^{-1}). Magnetars differ from other more common classes of neutron stars because all their emission (both persistent and bursting) is powered by the gradual and/or impulsive dissipation of magnetic energy, rather than by rotational energy or accretion (Thompson & Duncan, 1995). There is evidence that the field in the interior of magnetars can exceed 10^{16} G, probably as a result of their rapid rotation at birth (1-2 ms). About twenty sources believed to be magnetars are currently known in our Galaxy and in the Magellanic Clouds, but since most of them are transients with long quiescent periods, the total population waiting to be discovered is certainly much larger (Mereghetti, 2008).

Magnetars can produce Giant Flares thought to be due to star crustal fractures. Their EM emission consists of an initial, short (<0.5 s) spike of hard X-rays followed by a tail of softer X-rays lasting minutes and modulated by the NS rotation ($P \sim 2$ -12 s). These extremely bright initial spikes can be detected with the XGIS to considerable distance. Based on the rate of the few Giant Flares observed to date, the XGIS's energy range will be better suited for the detection of such events than current coded-mask detectors due to its lower energy threshold.

The persistent X-ray emission from known magnetars is too faint and strongly absorbed to be detectable by SXI when these sources are in a quiescent state; however, the increased level of X-ray emission associated with flares

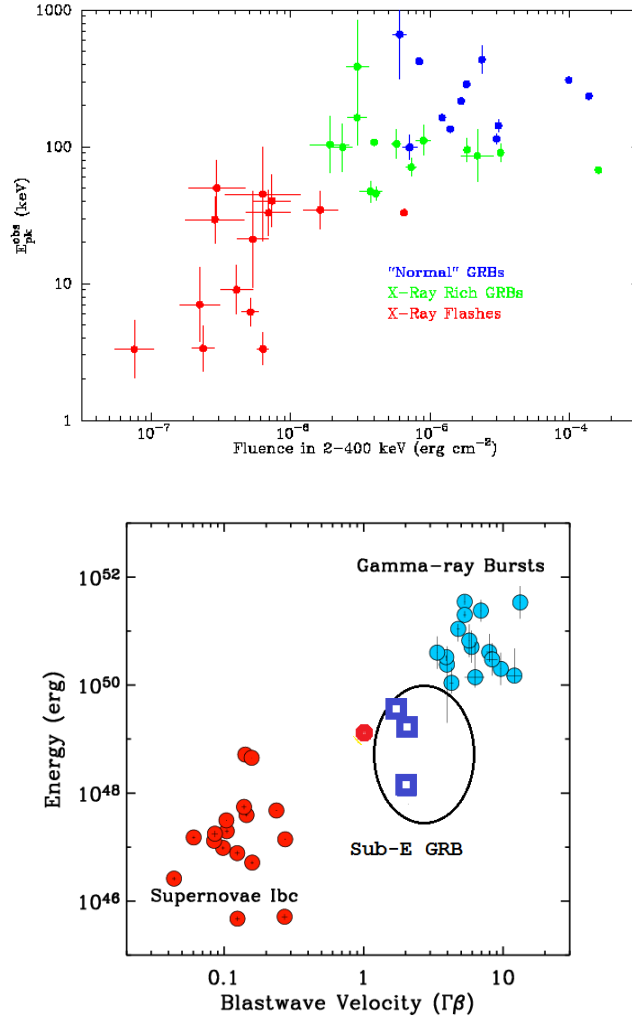


Figure 16: *Left*: distributions in the spectral peak energy (E_p) - Fluence plane of soft X-Ray Rich (XRR) GRBs and X-Ray Flashes (XRFs) compared to that of normal GRBs (Sakamoto et al., 2005). *Right*: Blast wave velocity and energy for massive star explosions (adapted from Soderberg et al., 2010). Soft/weak GRBs may constitute the bulk of the GRB population and the link with other explosive events associated to the death of massive stars.

and periods of increased bursting activity will be easily detectable. Thus THESEUS triggers will enable detailed observations of these events. These “intermediate flares” are more frequent than the Giant Flares. The wide field of view of SXI and the frequent sky coverage will, for the first time, allow detection of a large number of flares and obtain a reliable estimate of the frequency of such events. The count rate expected in SXI for a typical intermediate flare will allow detailed time-resolved study of flare properties.

Stellar Coronae

. Stellar Flares of all sizes are important probes of coronal structures and their energetics, and thus, the underlying stellar magnetic dynamo (see, e.g., Reale, 2007; Aschwanden & Tsiklauri, 2009). THESEUS will quantify the extreme “super-flares” of nearby magnetically active stars $>10^4$ times more energetic than the Sun’s largest flares. X-ray flares have long been detected and cataloged (see, e.g., Pye & McHardy, 1983; Favata, 2002; Güdel, 2004), but rare “super-flares” can briefly (~ 1000 s) exceed the star’s quiescent bolometric luminosity, and only a handful are known (see, e.g., RS CVn binary II Peg and dMe star EV Lac; Osten et al., 2007, 2010). As an X-ray mission, THESEUS will

directly address the high-energy ionising radiations of primary importance for solar-terrestrial interactions. THESEUS will provide estimates of coronal loop structure sizes and energy release in flares. Occurrence rates and luminosities constrain stellar models, and also affect the conditions for life in the habitable zone. Although much progress has been and continues to be made from studies of our own Sun, many questions remain regarding fundamental flare processes (see, e.g., Güdel, 2004; Benz & Güdel, 2010); THESEUS will allow the theoretical models for energy release and propagation to be tested within a greatly expanded phase space. SXI will be the primary instrument for the stellar-flare survey, and its photon-energy band-pass is well-tuned to stellar-coronal emissions (which have typical characteristic temperatures $\sim 0.1\text{-}10\text{ keV}$).

2.4. GRB physics, progenitors and cosmology

X-ray Flashes, sub-energetic GRBs and GRB-SN connection

. It is well established that long GRBs are linked to SN originating from the core collapse of a stripped-envelope massive star (SN type Ibc). However, for GRBs the bulk of the explosion energy goes into relativistic ejecta, while the vast majority of SN Ibc show sub-relativistic ejecta with an energy release several orders of magnitude lower than GRBs. Some SN Ibc must therefore harbour an additional key ingredient, i.e. a central engine - likely a nascent black hole - that drives the explosion and launches a relativistic outflow producing the GRB. Why this happens is not clear. The missing link between the two classes of explosions may be found amongst the X-Ray Flashes (XRFs, see Fig. 16), commonly considered as a softer sub-class of GRBs (but see also Ciolfi (2016)), and LL-GRBs, likely related to a population of only slightly relativistic SN which have recently been found in the radio. Current X-ray facilities are quite insensitive to such events, which are typically characterized by soft spectra (low E_{peak}). These events will make up $\sim 1/3$ of the THESEUS GRBs, populating the existing gap between GRBs and ordinary SN (Fig. 15). Because of their low luminosity, we expect that most of these events will be at $z < 0.5$ and that, in terms of rate density, they constitute the bulk of GRB population. Present surveys are in fact biased towards harder, more luminous events (less than 5% of long Swift bursts are at $z < 0.5$; Jakobsson et al., 2012). The detection of intrinsically faint, X-ray soft GRBs can only be done at low X-ray energies, when there are enough photons for their detection. An important goal of THESEUS is to understand the paths of stellar evolution leading to the production of GRBs and of SNe, as described in below.

GRB physics and circum-burst environment

. Current GRB facilities do not permit prompt X-ray observations in the spectral band where most of the photons are emitted. Around 60% of THESEUS GRBs will be simultaneously detected by SXI and XGIS during the prompt emission, allowing for the first time measures of the energy spectrum from 0.3 keV to 10 MeV, in a domain little explored, but crucial to discriminate among different emission models and determine the effects of intrinsic absorption in the GRB environment (Fig. 17). Such observations are needed to validate models based on synchrotron emission and to measure the impact of the GRB on its surrounding.

It is worth noting that a number of recent studies have found evidence of a sub-dominant thermal emission in the prompt emission spectrum (Ryde et al., 2010; Guiriec et al., 2011; Basak & Rao, 2015). The thermal emission is also reported until very late emission phase of the longest ultra-long GRB 130925A and it has been shown to have a very similar spectral evolution as a ordinary long GRB 090618 (Basak & Rao, 2015). The former was observed with the fine resolution data of *Swift*/XRT, *Nustar* and *Chandra*, while for the later XRT data was available at the late prompt emission phase. As such studies rely on the focusing observations, they are rare and miss the evolution in the initial phase of emission. With THESEUS such studies will be routinely done and a broadband, fine resolution spectrum will be obtained from very early emission phase. Firstly, it will be an enormous step forward to study the evolution of the individual spectral components from the early phase, secondly, this will also increase the sample size and help in finding the spectral diversity or a unification across the GRB catalog.

GRB physics in EM-GW

. GRBs and, more generally, core-collapse supernovae may be multi-messenger sources of electromagnetic (EM) and gravitational waves (GW) by their potential association with neutron stars and black holes. These alternatives may leave their imprint in high-frequency modulations of associated high energy emission, in particular, by misalignment (alignment) of magnetic moments with the spin of a magnetar (black hole).

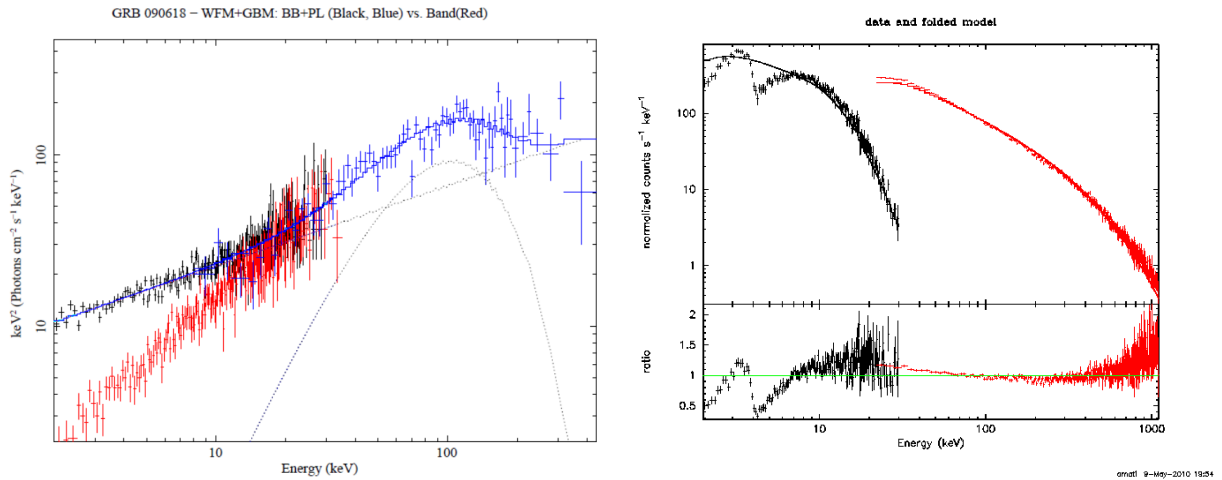


Figure 17: By satisfying the requirements for the main science (Fig. 22), in particular the extension of its energy band down to 2 keV with large area and 300 eV energy resolution, the THESEUS/XGIS will show unique capabilities for discriminating among different GRB emission models (left) and detecting absorption features expected at energies <10 keV (circum-burst environments and X-ray redshift determination). *Left*: Simulated XGIS low-energy (SDD) spectra of the first 50 s of GRB 090618 (Izzo et al., 2012) obtained by assuming either the Band function (black) or the power-law plus black-body model (red) which equally fit the Fermi/GBM measured spectrum, which is also shown (blue). The black-body plus power-law model components best-fitting the Fermi/GBM spectrum are also shown (black dashed lines). *Right*: Simulation of the transient absorption feature in the X-ray energy band detected by BeppoSAX/WFC in the first 8 s of GRB 990705 (Amati et al., 2000) as would be measured by the XGIS.

High resolution light curves of relatively bright GRBs are hereby expected to show non-smooth (smooth) broadband Kolmogorov spectra. Smooth broadband Kolmogorov spectra have been found up to the co-moving frequency of a few kHz of bright LGRBs sampled at 2 kHz from the BeppoSAX catalog (see Fig. 18).

THESEUS exceeds BeppoSAX in collecting area and time resolution, allowing a more detailed analysis of individual events and/or events at higher redshifts. Smooth broadband spectra from THESEUS would further evidence the black hole inner engines, absent any high frequency modulations in spectra of gamma-ray light curves.

Results such as these provide potentially powerful priors to our searches for GW emission accompanying LGRBs. LGRBs from rotating black holes, for instance, will produce their highest GW frequencies from non-axisymmetric mass motion at the Inner Most Stable Circular Orbit (ISCO) powered by the ample reservoir in angular momentum of a stellar mass black hole. Efficient extraction of broadband spectra from gamma-ray light curves is made possible by *Graphics Processor Units* (GPUs), allowing deep searches by using banks of millions of chirp templates developed to extract chirp-based spectrograms from noisy time-series of GRBs (BeppoSAX, THESEUS) and LIGO-Virgo or KAGRA alike.

Complete samples

. In order to study properties of GRBs, their X-ray and optical/NIR afterglows, and their hosts is important to handle a sample that is not biased towards classes (i.e. a complete sample), because of limitation during the observations. Until now, several GRB complete samples have being created (see, e.g., Perley et al., 2016; Greiner et al., 2001; Salvaterra et al., 2012). In addition to these, other tools to overcome the problems of unbiased distributions with robust and sophisticated statistical techniques have already been successfully applied to GRB prompt and afterglow emission (Dainotti et al., 2013b, 2015a). The capability of THESEUS to detect most afterglows in the IR, excluding the few highly extinguished or at extreme redshift ($<10\%$), will allow us for the first time to build a complete sample of GRB afterglows observed in X-rays and IR. The fact that THESEUS will not be limited by weather conditions and visibility constraints, but only from pointing limitation and foreground Galactic extinction, is a strong advantage in respect to ground based facilities dedicated to GRB follow-up (e.g. RATIR, GROND, REM).

Multi-wavelength prompt emission

. Right now, thanks to Swift/UVOT and ground based optical/NIR telescopes dedicated to the rapid follow-up of

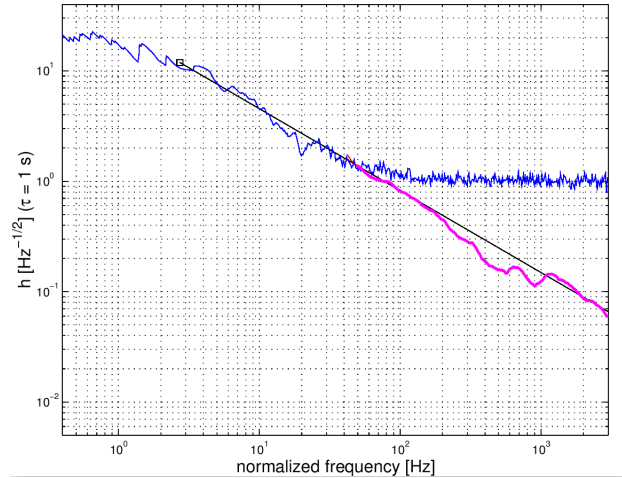


Figure 18: Broadband spectrum obtained as an average of 42 relatively bright bursts from the BeppoSAX catalog through butterfly filtering (purple curve) using a bank of 8.64 million chirp templates. The broadband Kolmogorov spectrum extends standard Fourier-based spectra (blue curve) up to a few kHz in the co-moving frame. The absence of any high frequency bump favors inner engines harboring black holes rather than magnetars (from van Putten et al., 2014).

GRB afterglows, it is possible to simultaneously follow-up the prompt emission from optical to X-ray to Gamma-rays. These observations allow us not only to better constrain the spectral energy distribution from optical to Gamma-rays and their lightcurves, testing the standard model, but also to test the nature of the central engine. Indeed, the observer may see simultaneously photons that have been emitted in different times and regions of the flow, and also with different physical origin, e.g., synchrotron or synchrotron self-Compton emission. However, there are only a few tens of bursts in 12 years of Swift activity that could be long and bright enough to be detected in optical (Levan et al., 2014). Indeed, up to now only five events have been studied in such detail (see, e.g., Bloom et al., 2009; Rossi et al., 2011; Stratta et al., 2013; Troja et al., 2017), and while they probe that standard fireball model can explain the observations, in some cases the optical and high-energy emission seems unrelated, or require a more complex modeling of the jet structure. Moreover, these observations have been performed in the optical, which is more affected by foreground and host line of sight dust extinction. With THESEUS/IRT capability of starting to obtain the first images within the first 5 min from the trigger, it will be possible to detect optical prompt emission for the longest GRBs, roughly 10 to 20 GRBs per year. This will dramatically increase the number of events to study, and allowing us to statistically explore the parameter space of several models, shedding light on the structure of the jet during its first phases.

X-ray early and late afterglow

. Opposed to what was initially believed, X-ray afterglows do not have a simple power-law decay. On the contrary, the vast majority shows a canonical behavior (Nousek et al., 2006): an initial rapid decay during the first few hundred seconds, a slow fading plateau phase that can persist even longer than 10^4 s, and a final power-law decay, with a possible achromatic break. While it is clear that the initial rapid decay corresponds to the tail of the prompt emission, the plateau phase is difficult to explain within the collapsar scenario, because it requires a long activity of the central engine. Alternatively, the necessary energy may come from the spin-down activity of a magnetar formed during the collapse (see, e.g., Zhang & Mészáros, 2001; Dall’Osso et al., 2011; Rowlinson et al., 2014; Rea et al., 2015). To complicate this view, X-ray flares (not visible in gamma-rays), probably due to late emission, indicate that the central engine is still active. The relativistic outflow of a GRB is likely collimated in a jet (Sari & Piran, 1999). Since the jet slows down, at some point the relativistic open-angle becomes larger than the relativistic jet-opening angle. Thus the observer starts to see a deficit of photons compared to the case of isotropic emission, leading to an achromatic break in the light curve. These breaks, together with the knowledge of the redshift and the measure of the isotropic energy, allow us to estimate the jet-opening angle and the collimated energy (and used as cosmological indicator). Achromatic jet-breaks have been observed in optical/IR, however they often do not coincide with breaks observed in X-rays, indicating that our knowledge of the afterglows emission is still limited, and questioning if the

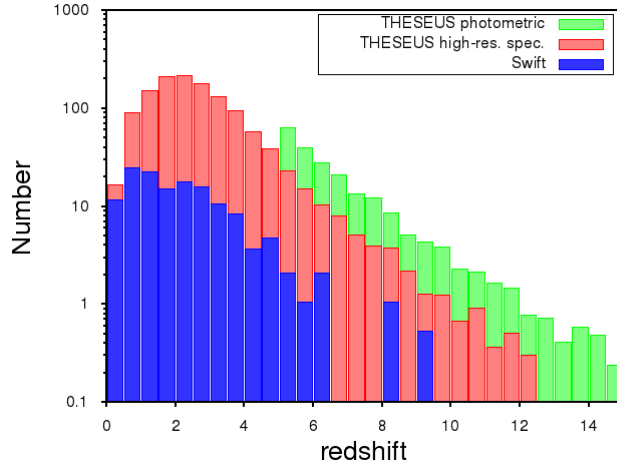


Figure 19: The redshift distribution of THESEUS GRBs during a 5 yr mission lifetime compared to the actual distribution of Swift GRBs (blue) during the same period. GRBs with a photometric redshift are in green, and those with a spectroscopic redshift are in red.

jet-angle and collimated energy that have been estimated are right. Even if from the theoretical side many explanations (energy injections, double jet, structured jets) have been proposed to interpret the afterglow emission from IR/optical to X-rays, more multi-frequency observations are necessary (see, e.g., Willingale & Mészáros, 2017). Compared to today, the larger number of THESEUS GRBs and the more sensitive spectra observed with XGIS will allow us to better understand the nature of the afterglow and of the central engine of GRBs. The study of the optical/NIR and X-ray afterglows unveils the properties of the environment. It is well known that the circumburst density profile influences the shape of the GRB light curves and spectra (see, e.g., Racusin et al., 2009) distinguishing by ISM and wind environments (see, e.g., Schulze et al., 2011). Moreover, dust and gas in the line of sight dim the optical/NIR and X-ray afterglows, respectively (see, e.g., Greiner et al., 2011). Their systematic study will unveil the properties of the environment where GRBs explode. Unfortunately, up to today this has been limited by the different time coverage of X-ray and optical/NIR observations and sensitivity to the late afterglows. THESEUS will likely solve this problem thanks to the simultaneous observations of optical/NIR and X-ray afterglows.

Optical/IR afterglow detection with IRT

. As shown by Kann et al. (2017), within the first hour all known optical afterglows have $R < 22$. A classical optical afterglow has a spectral slope $\beta \sim 1$, which translates in a color $R-H \sim 1$ mag (AB photometric system), thus within the first hour all known afterglows have $H < 21$. IRT will observe optical afterglows longer than 30 min within 1 hour from the trigger, reaching $H_{AB} \sim 20.6$. The optical/NIR imager GROND, reaching 1 mag fainter limits only, has been able to detect $\sim 90\%$ of all GRBs detected by Swift within 4 hours from the trigger (Greiner et al., 2011). Note that the host extinction will mostly have a negligible effect, with only a few cases ($\sim 10\%$) with $A_V > 0.5$, which will noticeably dim (> 1 mag) the observed NIR afterglow when the redshift is $z > 4$, and still obtaining a detection rate of $\sim 90\%$. However, at these redshift dusty environments are less common, because dust did not have the time to accumulate in the star forming regions. Notably, the higher rate of THESEUS GRBs will allow us to better understand the shape of dust extinction curve at high redshift which is now unexplored, the presence of 2175Å absorption in GRB SEDs in high redshift environments and to test different models for dust grains.

Short GRBs

. Short GRBs are the least understood class of GRBs. Our understanding of the nature and range of progenitors of short GRBs remains hampered by their small number, and THESEUS will contribute importantly to increasing the sample for study. More fundamentally, the observations of THESEUS will be crucial for the interpretation of candidate signals in advanced detectors of gravitational waves. As discussed above, THESEUS/XGIS will find ~ 20 SGRBs yr^{-1} , most of which will be localized more precisely with SXI follow-up. At least 1/3 of the short GRBs are followed by a period of soft X-ray emission lasting 10-100 s. This emission carries an energy comparable and often larger than the

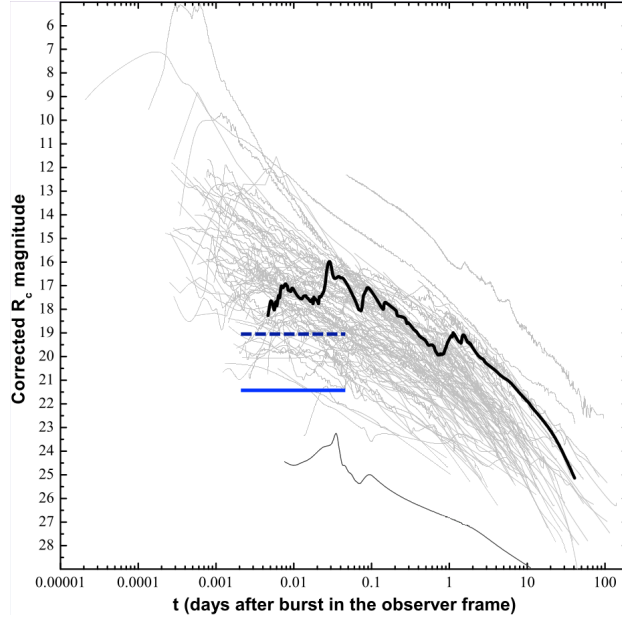


Figure 20: Observed R band lightcurves of long GRBs. Highlighted is the ultra long GRB 111209A and the extremely extinguished GRB 130925A (bottom curve). Data is corrected for Galactic extinction. Adapted from [Kann et al. \(2017\)](#). We also show in the figure with blue lines the THESEUS/IRT sensitivity (dashed line spectroscopy, solid line imaging).

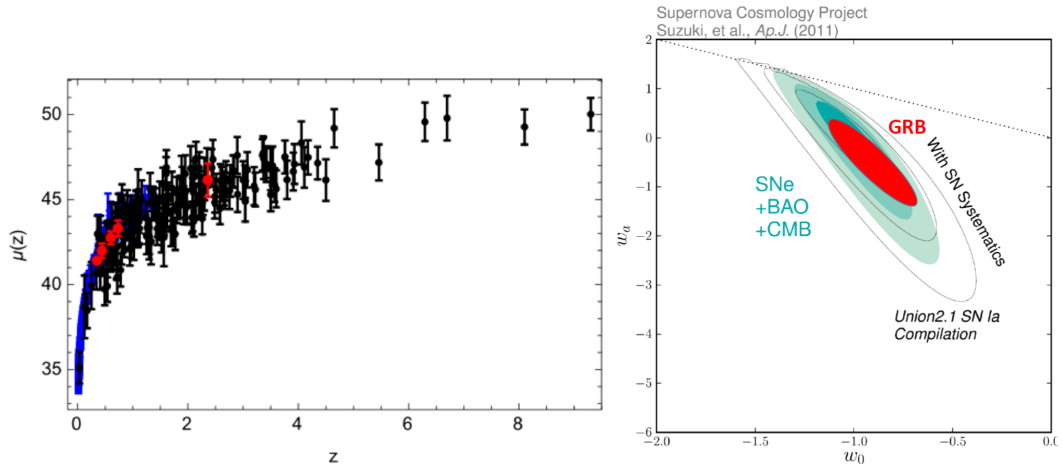


Figure 21: *Left*: SNe-Ia + GRB Hubble diagram obtained by exploiting the correlation between spectral peak energy (E_p) and radiated energy or luminosity (E_{iso} , L_{iso}) in GRBs ([Demianski et al., 2017](#)). *Right*: determination of the dark energy equation of state parameters w_0 and w_a with the expected sample of GRBs from THESEUS by using the same ([Amati & Della Valle, 2013](#)).

initial spike, and it will be easily detected by THESEUS. THESEUS will extend the search of this intriguing feature down to a factor of ~ 10 below present upper limits, allowing also for the search of “orphan extended tails” of SGRBs if they are not beamed ([Bucciantini et al., 2012](#)).

Probing expansion history of the universe and dark energy with GRBs

. In a few dozen seconds, GRBs emit up to 10^{54} erg in terms of an equivalent isotropically radiated energy E_{iso} , so they can be observed to $z \sim 10$ and beyond. By using the spectral peak energy - radiated energy (or luminosity) correlation $E_{p,i} - E_{\text{iso}}$ ([Amati et al., 2002](#); [Yonetoku et al., 2004](#)), the luminosity at the end of the plateau emission and its rest frame duration correlation ([Dainotti et al., 2008](#)) and the fundamental plane relation, an extension of the

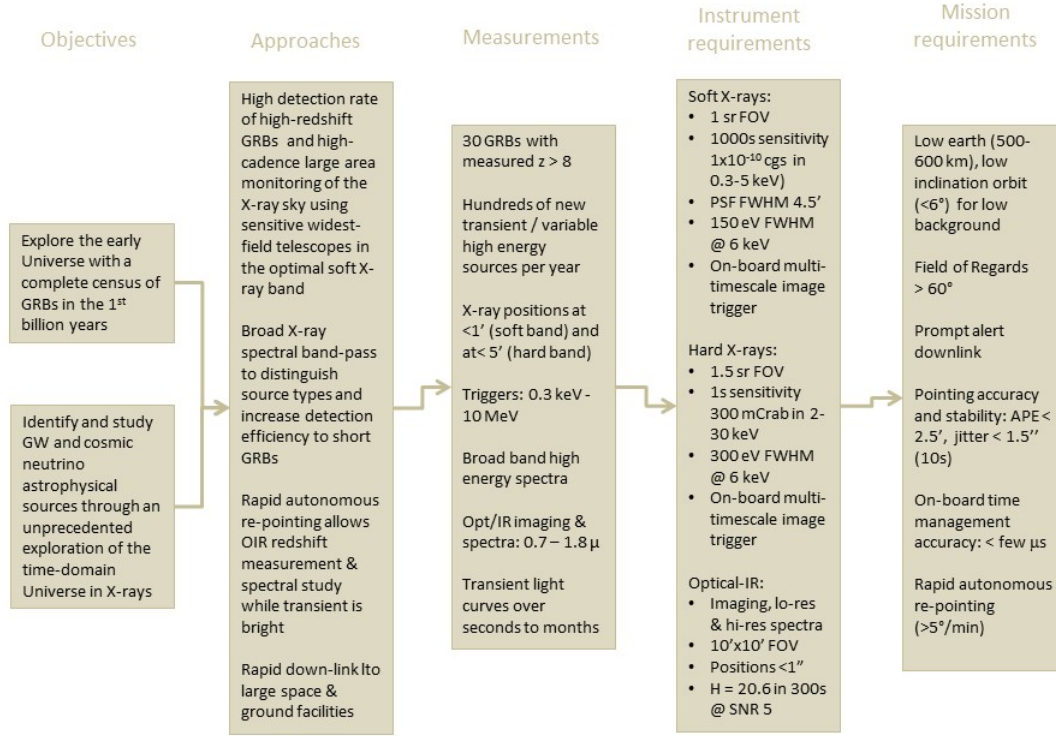


Figure 22: Conversion from THESEUS science goals to instrument and spacecraft requirements.

previous one by adding the peak luminosity in the prompt emission (Dainotti et al., 2016) are robust correlations studied and discussed for many years. Through these correlations, it has been demonstrated that GRBs offer a very promising tool to probe the expansion rate history of the universe beyond the current limit of $z = 2$ (Type-Ia SNe and Baryonic Acoustic Oscillations from QSO absorbers). Additionally, the $E_{p,i} - E_{iso}$ correlation has been shown to hold within the individual pulses of GRB prompt emission which is a strong argument against any instrumental selection bias, and conveniently increases the sample size for such studies (Basak & Rao, 2013).

With the present data set of GRBs, cosmological parameters consistent with the concordance cosmology can already be derived (see, e.g., Ghirlanda et al., 2004; Amati et al., 2008; Dainotti et al., 2013a). Current (e.g., Swift, Fermi/GBM, Konus-WIND) and forthcoming GRB experiments (e.g., CALET/ GBM, SVOM, Lomonosov/ UFFO, eXTP/ WFM) will allow us to constrain Ω_M and the dark energy equation of state parameters w_0 and w_a , describing the evolution of w according to $w = w_0 + w_a(1 + z)$, with an accuracy comparable to that currently obtained with Type Ia supernovae (Fig. 21). The order of magnitude improvement provided by THESEUS on the sample of GRBs, with measured redshifts and spectral parameters, will allow us to further refine the reliability of this method. This will offer the unique opportunity to constrain the geometry, and therefore the mass-energy content of the universe back to $z \sim 5$, thus even extending the investigations of EUCLID and of the next generation large scale structure surveys to the entire cosmic history.

Synergies with JWST and E-ELT

. Recently, it has been shown that GRB 111209A is linked to a SN with properties dissimilar to any known GRB-SN, with a spectrum more in accordance with Super-luminous supernovae (SLSN; see, e.g., Greiner et al., 2015), and like them was probably not powered by the standard collapsar central engine. The high rate of detection of THESEUS

GRBs will significantly increase the number of long GRBs linked to SLSNe which can be studied with the planned JWST and E-ELT, shedding light on the GRB progenitors and their driving mechanisms. With the exception of the brightest hosts at low redshift ($z < 2$), IRT will not allow to detect hosts in NIR. However, their contribution will be visible as emission and absorption lines in the afterglow spectra (Hjorth et al., 2012; Savaglio et al., 2009), and therefore we will be able to measure their spectroscopic redshift. Moreover, the localization of the NIR afterglow and its immediate distribution to the astronomical community, will permit others to follow-up the event with other ground and space based facilities, in particular the future instruments on the JWST and 30 m ground based telescope (e.g., ELT, GMT, TMT). We thus summarize the most relevant synergies in the following two points:

- The Environment of GRBs with the future JWST and 30 m class telescopes. THESEUS will enhance the rate of GRBs discovered at high redshift. At present the sample of GRB host galaxies at $z > 6$ is limited to 9 events. In the late 20's the rate of GRBs at $z > 6$ is expected to be > 5 per year. Considering visibility constraints, we expect to have $\sim 2-3$ targets yr^{-1} . JWST and future 30 m class telescope will allow us to search even for dwarf host galaxies with $H_{AB} \sim 31$ mag by using few hours imaging with E-ELT. If the host will be brighter than $H \sim 27$, spectroscopy will be possible. A prompt alert will permit to use the optical afterglow as a reference star for Adaptive Optics (AO) in 30 m class telescope and perform IFU studies of the environment of the GRB, with angular resolution six times better than with JWST. This will provide information on the metallicity/dust/gas gradients close the GRB explosion sites, shedding light on the most dusty environments (see, e.g., Rossi et al., 2012), on the aversion of long GRBs for high metallicities (see, e.g., Schulze et al., 2016), and in general on the properties of the environment (e.g., star formation, gas inflow, dust content) needed for the formation of GRB progenitors. One of the driving mechanisms for the formation of the massive stars at high redshift, including progenitors of long GRBs, may be the inflow of pristine gas during galaxy interactions (see also Michałowski et al., 2015). The high angular resolution and sensitivity achievable with imaging and spectroscopy instruments mounted on JWST and 30 m class telescopes will permit us to study the morphological properties and the UV emission of the host of high- z GRBs. These observations will allow us to test the hypothesis that galaxy interactions at high redshift induce the formation of very massive stars and GRB progenitors.
- The missing host galaxies of short GRBs. The short GRB offsets normalized by host-galaxy size are larger than those of long GRBs, core-collapse SNe, and Type Ia SNe, with only 20% located at within the galaxy radius. These results are indicative of natal kicks or an origin in globular clusters, both of which point to compact object binary mergers (Berger, 2014). About 20% of well localized sGRBs ($\sim 7\%$ of the total number of sGRBs) have been classified as host-less (Fong et al., 2013). The non-optimal X-ray localizations do not permit us to solve this problem, because several galaxies lie within the X-ray error circle, as it is shown in deep optical-NIR HST images. THESEUS/IRT will allow us to localize sGRB afterglows within a region (< 1 arcsec error circle) small enough to search for the host galaxies using the future JWST and 30 m class telescopes and investigate if these might be inside very faint galaxies or may have been ejected by natal kicks or dynamics. Distinguishing between these two scenarios gives constraints on the formation of NS binaries.

2.5. Observatory science with IRT

Fielding an IR-specified spectrograph in space, THESEUS would provide a unique resource for understanding the evolution of large samples of obscured galaxies and AGN. With a rapid slewing capability, and substantial mission duration, the mission will provide a very flexible opportunity for several fields of astrophysics, in a way similar to what is currently done by Swift/XRT in the X-rays. For instance, it will be possible to take efficient images and spectra of large samples of galaxies with minute-to-many-hour-long cumulative integrations. A continuous spectral coverage with no blockages due to atmospheric opacity ensures that identical species R lines can be tracked in extensive samples. The capability to cover the redshift range from $0.07 < z < 1.74$ for $H\alpha$ and $0.44 < z < 2.29$ for $H\beta$ enables Balmer decrement measurements of the extensive evolution of the AGN and galaxy luminosity functions at redshift $\sim 0.5-1.5$, a spectral region that simply cannot be covered from the ground. These key diagnostic rest-optical emission lines will be observed for galaxies in this substantial range of redshifts, reaching out towards the peak of AGN and galaxy formation activity, over a continuous redshift range where the bulge-blackhole mass relation is being built up and established, and the main sequence of star formation is well-studied. With excellent image quality, THESEUS $R \sim 500$ grism can also provide spatially-resolved spectral information to highlight AGN emission, and identify galaxy asymmetries.

The imaging sensitivity of THESEUS is about 6 magnitudes lower than for JWST in the same exposure time; nevertheless, its availability ensures that many important statistical samples of active and evolved galaxies, selected from a wide range of sources can be compiled and diagnosed in detail at these interesting redshifts. Samples can be drawn from the very large WISE- and Herschel-selected infrared samples of galaxies, from EUCLID 24-mag large-area near-infrared galaxy survey, augmented by near-infrared selection in surveys from UKIDSS (whose deepest field reaches approximately 1 mag deeper than EUCLID wide-area survey in the H band) and VISTA, and in the optical from LSST and SDSS. Spectra for rare and unusual galaxies and AGNs selected from wide-field imaging surveys can be obtained using the wide-field of THESEUS grism, thus building an extensive reference sample for studying the environments of the selected galaxies and AGNs, identifying large-scale structures and allowing over-densities to be measured. The parallel acquisition of spectral and imaging data over substantial areas would build up a clear picture of the environments, including serendipitously-selected spectra, all taking advantage of the spectral resolution delivered for THESEUS’s primary science of investigating GRB afterglows.

3. Scientific Requirements

THESEUS is designed to achieve two primary scientific goals:

1. Explore the physical conditions of the early Universe by providing a complete census of GRBs in the first billion years.
2. Perform an unprecedentedly deep monitoring of the X-ray transient Universe thus playing a fundamental role in the coming era of multi-messenger and time-domain astrophysics

These goals are very demanding in terms of technology and require a combination of on-board capability to perform wide-field X-ray imaging, the ability to obtain broad band-pass X-ray spectra and to localise and characterise the high-energy transients in the optical-IR. The conversion from THESEUS science goals to instrument and spacecraft requirements are shown in Fig. 22.

To meet the science requirements requires the provision of three instruments on board: a wide-field soft X-ray monitor with imaging capability (the SXI); a harder X-ray, non-imaging spectroscopic instrument with the same field of view as the SXI (the XGIS); and an optical/near-IR telescope with both imaging and spectroscopic capability (the IRT). The spacecraft needs to be agile (fast response to enable the IRT to detect the source) and be able to rapidly communicate triggers to the ground so as to enable other observatories to also follow-up the new transients. The ability to point the spacecraft into the night sky (anti-solar) direction for part of the orbit enhances rapid ground follow-up capability to provide additional (multi-wavelength) data. Capability for stable 3-axis pointing for >1 ksec is required to detect the longest duration transients.

3.1. Wide field monitoring in soft X-rays with deep sensitivity

To greatly increase the rate of GRB detection at high redshifts and detect large numbers of other transients while simultaneously providing accurate localisations requires the provision of a large field-of-view soft X-ray imaging instrument (see Sect. 4.1). We have performed simulations (Ghirlanda et al., 2015) which show the scientific goals can be met with an instrument field of view of 1 sr, a sensitivity in 1000 s of 10^{-10} erg cm⁻² s⁻¹ (0.3-6 keV) and imaging capability sufficient to provide 0.5-1 arcmin localisations (2 arcmin worst case at 90% c.l.; this requires a PSF FWHM 4.5 arcmin).

Multiple timescale software triggers are required to find the range of flux versus duration transient events. Using such an instrument (the THESEUS SXI) and taking into account the soft X-ray background, Fig. 23 shows the expected annual rate of GRBs as a function of redshift. Also plotted is the rate of GRBs found by Swift (where the redshift distribution has been linearly scaled up based on those with redshift determinations - only approximately one third of Swift discovered GRBs have redshifts, all determined from the ground). The predicted annual rate of GRB detections by THESEUS SXI is 300-700 per year, with a very high (>5-10) increased rate relative to Swift at the highest redshifts.

As discussed below in the section on IR follow-up, imaging and photometric redshifts will be obtained on-board for the highest redshift GRBs and spectroscopic redshifts for the majority. For those GRBs detected on board but without

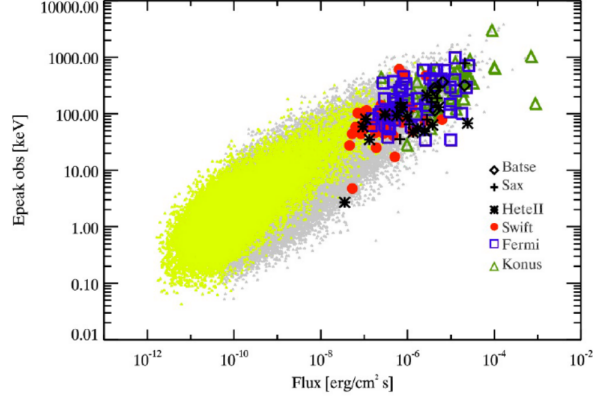


Figure 23: Observer frame peak energy versus bolometric flux of GRBs with well constrained redshifts and spectra detected by various missions with a cloud of points from GRB population simulations (Ghirlanda et al., 2015). Yellow points are those at $z > 5$. The use of a softer X-ray band permits the detection of GRBs with lower fluence and hence enhances the detection of higher redshift objects.

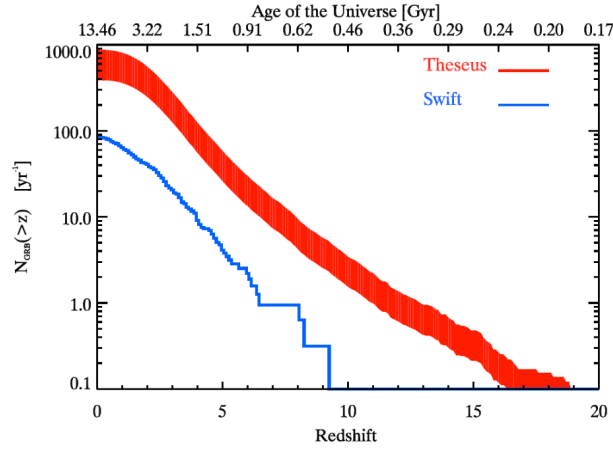


Figure 24: The annual rate of GRBs predicted for THESEUS SXI (red) compared to Swift (blue). The upper scale shows the age of the Universe. For Swift the actual number of known redshifts is approximately one third that plotted and none were determined on board (the blue curve has been linearly scaled upwards to match the total Swift trigger rate). For THESEUS the red region uses the simulations from Ghirlanda et al. (2015) and adopts the expected sensitivity for the SXI and XGIS instruments.

spectroscopy triggers sent to ground, ground-based telescopes can be used to obtain spectra - giving priority to those with photometric indication of high redshift. THESEUS alone will obtain more spectroscopic redshifts on board in a year than Swift has provided in a decade. The search for high- z GRBs is part of a more general unprecedentedly deep monitoring of the X-ray transient Universe, whose motivation have been detailed in previous sections. The predicted rate of detection of electromagnetic counterparts of GW signals and of other transient and variable source types during the survey is shown in Table 1 and 2. The very large detection rate of other transient types is due to the high sensitivity of THESEUS. This is illustrated in Fig. 4, where the source detection sensitivity of the proposed SXI and XGIS instruments are plotted versus integration time and overlaid are various sources types.

3.2. Provision of broad-band X-ray spectroscopy

The scientific objectives of THESEUS require the secure identification of sources types, in particular GRB triggers. The soft X-ray instrument is the primary source locator and has a high sensitivity to a wide variety of source types, as discussed above, as required to achieve the scientific goals. This instrument will trigger on a large number of known sources which should not result in a spacecraft slew, but also other transient sources only some of which are GRBs.

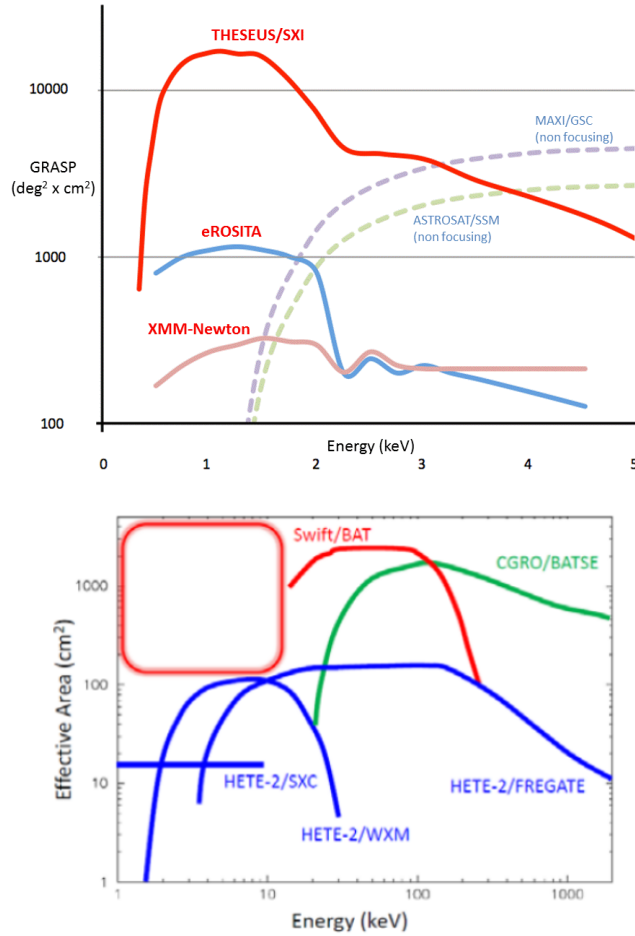


Figure 25: The left-hand panel shows the GRASP (FOV×Effective Area) of the THESEUS/SXI in the soft X-ray energy band compared to XMM-Newton and eROSITA. The GRASP of X-ray monitors on-board MAXI and ASTROSAT are also show for completeness, even though these are not focusing and their sensitivity for a given effective area is substantially worse than that of focusing telescopes. The leap in monitoring/survey of the soft X-ray sky allowed by THESEUS/SXI is outstanding. The right panel shows THESEUS/XGIS filling the parameter space in the top-left corner of the right-hand panel where other instruments have either too high an X-ray threshold or too low effective area, and will still provide 1000-1550 cm² effective area up to several MeVs (Yonetoku et al., 2014).

To reliably identify GRBs as well as spectroscopically characterise other sources and reduce the number of demanded slews requires the provision of a sensitive broad-band X-gamma ray instrument well matched to the sensitivity of the soft X-ray instrument and with source location capabilities of a few arcmin in the X-ray energy band. To meet the scientific goals we require an instrument with the following characteristics:

- extend the soft X-ray band of the imaging instrument up to the MeV band;
- identify and localize with a few arcmin accuracy the GRBs by providing simultaneous triggers and by providing higher energy light curves and spectra to determine the luminosity of the GRB;
- reduce the demanded number of spacecraft slews to observe with the IRT and act as a crucial filter to reduce soft X-ray trigger volume for ground/space telescope follow-up;
- measure unbiased GRB/transient X- and gamma-ray spectra down to short time scales (ms time scales for the strongest events) to probe GRB physics.

Table 3: THESEUS yearly detection and redshift measurements rates. The redshift measurements indicated are those that would be achieved directly on-board and do not include refined and/or additional measurements on-ground (as it is currently done for other observatories as Swift). Note that photometric redshifts are possible only at $z \gtrsim 5$, when the Lyman “dropout” or “break” gets inside the IRT band.

THESEUS GRB/yr	All	$z > 5$	$z > 8$	$z > 10$
Detections	387-870	25-60	4-10	2-4
Photometric z		25-60	4-10	2-4
Spectroscopic z	156-350	10-20	1-3	0.5-1

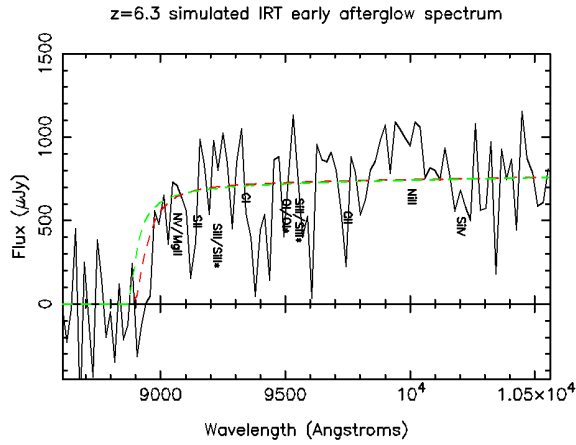
The proposed XGIS instrument provides the required sensitivity and band-pass (Fig. 25). The sensitivity of the SXI and XGIS are well matched over the typical durations of GRBs (few to few tens of seconds). The XGIS will provide spectroscopy over 2-20000 keV with monitoring timescales down to ms. Despite advances during the Swift and Fermi era to identify and characterise GRB phenomenon requires study of the prompt emission. Planned future missions (e.g. SVOM) do not provide the required combination of sensitivity and band-pass.

3.3. Optical-IR follow-up

The scientific goals of THESEUS require the following on-board capabilities for an optical/near IR telescope (IRT) to follow-up GRBs after a demanded spacecraft slew:

1. Identify and localize the GRBs found by the SXI and XGIS to arcsecond accuracy in the visible and near IR domain (0.7-1.8 μm);
2. Autonomously determine the photometric redshift of GRBs for $z > 4$ and provide redshift upper limits for those at lower redshift;
3. Provide precise spectroscopic redshift measure for bright GRBs, together with limits on the intrinsic N_{H} and metallicity for the majority of GRBs at $z > 4$.

The requirement number 1 is justified by the fact that the goal of the THESEUS mission is to study the Universe at $z > 6$ in order to study the epoch of reionization. CMB experiments suggest that reionization was underway at $z \sim 9$, while it appears to be completed by $z \sim 6.5$. The question is whether massive stars could sustain a largely re-ionized Universe at $z = 6-9$, and beyond. GRB afterglow spectra are power laws and, due to the Ly-alpha drop-out (i.e. the Lyman alpha absorption within the GRB host galaxies and intervening IGM), a very attenuated signal is expected at wavelengths shorter than the Lyman alpha break, providing an unmistakable feature. Due to cosmological expansion the Ly-alpha wavelength (1216 $\text{\AA} = 0.126 \mu\text{m}$) moves along the energy band, and in order to measure GRB redshifts between $z = 4$ and $z = 10$ the telescope detector has to be sensitive in the 0.7 to 1.8 μm range. GRBs with $z < 4$ can be used as comparison to evaluate how massive stars evolve along the history of the Universe, and they can be easily followed up from ground. It is for high redshift GRBs that a NIR telescope in space really takes advantage of the absence of background due to the atmosphere. The field of view of the IRT telescope shall be larger than 4×4 arcmin, given that the SXI will provide error boxes which are at worst 2 arcmin (90% c.l.) radius. For requirement number 2 the telescope will be operated in low resolution mode ($R \sim 10-20$), and the Ly-alpha drop-off will be searched for. A fit of the sources' low resolution spectra, done on-board, should be capable of identifying high-redshift candidates. If we focus on GRBs at redshift larger than 6 the detector shall be optimized in terms of QE the 0.8-1.5 μm wavelength range. To obtain reliable results the detector QE shall be known within 10-20%. The requirement number 3 deals with the high-resolution spectra ($R \sim 500$). As shown in the left panel of Fig. 26, a resolution of the order of $R \sim 500$ is good enough to identify the main absorption lines in bright GRB NIR afterglow spectra. Such detections would (i) enable a more precise measure of the GRB redshift, that goes beyond the “mere” detection of the Ly-alpha drop off achievable with lower resolution spectra and (ii) help in discriminating between highly-extinguished and high-redshift ($z > 5$) events. Besides the redshift measure, with the IR resolution spectroscopy it will be possible to derive limits on element relative abundances and metallicity (together with a measure of N_{H} for the brightest events, obtained by fitting the red wing of the Ly-alpha). Such information will be vital to optimize ground-based follow-up (with the large aperture facilities that will be available in 2028, like ELT), aimed at precise optical/IR spectroscopic studies for



Simulated IRT low-res afterglow spectra at range of redshifts

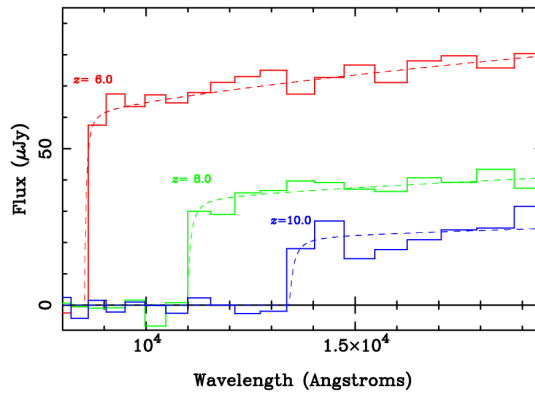


Figure 26: *Left*: a simulated IRT high resolution ($R=500$) spectrum for a GRB at $z=6.3$ observed at 1 hr post trigger assuming a GRB similar to GRB 050904. The spectrum has host $\log(N_{\text{H}})=21$ and neutral fraction $F_{\text{x}}=0.5$ (and metallicity 0.1 solar). The two models are: Red: $\log(N_{\text{H}})=21.3$, $F_{\text{x}}=0$ Green: $\log(N_{\text{H}})=20.3$, $F_{\text{x}}=1$. The IRT spectra provide accurate redshifts. *Right*: simulated IRT low resolution ($R=20$) spectra as a function of redshift for a GRB at the limiting $M_{\text{AB}}=20.8$ mag at $z=10$ (brighter bursts can be expected at this redshift), and by assuming a 20 min exposure. The underlying (noise-free) model spectra in each case are shown as smooth, dashed lines. Even for difficult cases the low-res spectroscopy should provide redshifts to a few percent precision or better. For many applications this is fine - e.g. star formation rate evolution.

a detailed characterization of the GRB environment through the measure of chemical abundances, metallicity, and SFR.

The sensitivity of the SXI triggering system in the 0.3-6 keV energy band probes a fluence range of 10^{-8} and 10^{-9} erg cm^{-2} . Based on (Ghirlanda et al., 2015) the proposed THESEUS IRT with a limiting sensitivity of 20.6 mag in the H ($1.6\pm 0.15 \mu\text{m}$) filter is expected to detect all the GRB counterparts in imaging and low-resolution spectroscopy, if pointed early after the GRB trigger, in a 300 s exposure, and for the large majority of GRBs high-resolution spectra can be taken even 1-2 hours after the GRB (first or second spacecraft orbit) with the 19th magnitude sensitivity IRT.

In Fig. 2 we show the rate of GRBs whose redshift will be spectroscopically determined by THESEUS on-board as a function of redshift. For the other GRBs detected by the SXI/XGIS, the IRT will provide a location and a redshift limit and thus provide a redshift estimate for the entire sample detected on-board. The cumulative distribution represents the rate (number of GRBs per year) that can be detected by THESEUS (red solid filled region). The width of the distribution accounts for the uncertainties of the population synthesis code adopted. For comparison, the rate of

Table 4: SXI detector unit main physical characteristics.

Energy band (keV)	0.3-6
Telescope type	Lobster eye
Optics aperture	320×320 mm ²
Optics configuration	8×8 square pore MCPs
MCP size	40×40 mm ²
Focal length	300 mm
Focal plane shape	spherical
Focal plane detectors	CCD array
Size of each CCD	81.2×67.7 mm ²
Pixel size	18 μm
Number of pixel	4510×3758 per CCD
Number of CCDs	4
Field of View	~1 sr
Angular accuracy (best, worst)	(<10, 105) arcsec

detection of GRBs by Swift is shown with a blue line. THESEUS out-performs Swift by about an order of magnitude at all redshifts and by more at the highest redshifts. Using the IRT to follow-up the SXI and XGIS will identify the highest priority high-redshift targets for the early Universe science goals. This rate is derived from the actual population of GRBs detected by Swift and with measured redshift multiplied by a factor of 3. Indeed, approximately only 1/3 of the GRBs detected by Swift have their redshift measured. The upper axis shows the age of the Universe (5 Lobster modules with focal length 300 mm and individual field of view 0.16 sr are assumed). The detection and redshift-estimate annual rates expected from THESEUS are also summarized in Table 3.

4. Scientific instruments

Following the scientific requirements described in the previous section, the baseline Instrument suite configuration of THESEUS payload includes 4 lobster-eye modules (F=300 mm), a 70 cm class IR telescope and 3 X-ray/soft gamma-ray coded-mask cameras based on Si+CsI(Tl) coupling technology covering twice the FOV of the lobster-eye modules. In summary, the scientific payload of THESEUS will be composed of:

- Soft X-ray Imager (SXI): a set of 4 “Lobster-Eye” X-ray (0.3-6 keV) telescopes covering a total FOV of ~1 sr with 0.5-1 arcmin source location accuracy, provided by a UK led consortium;
- InfraRed Telescope (IRT): a 70 cm class near-infrared (up to 2 μm) telescope with imaging and moderate spectral capabilities provided by a France led consortium (including ESA, Switzerland, and Germany);
- X-Gamma ray Imaging Spectrometer (XGIS): a spectrometer comprising 3 detection units based on SDD+CsI(Tl) modules (2 keV-20 MeV), covering twice the FOV of the SXI. This instrument will be provided by an Italian led consortium (including Spain).

All instruments are equipped with an Instrument Data Handling Unit (I-DHU), interfacing each of the three instruments with the spacecraft (provided by a German led consortium and Poland). The general avionic block diagram of the THESEUS PLM as well as SVM is shown in Fig. 42.

4.1. The Soft X-Ray Imager (SXI)

The THESEUS Soft X-ray Imager (SXI) comprises 4 detector units (DUs). Each DU is a wide field lobster eye telescope using the optical principle first described by Angel (1979) with an optical bench as shown in Fig. 27.

The optics aperture is formed by an array of 8×8 square pore Micro Channel Plates (MCPs). The MCPs are 40×40 mm² and are mounted on a spherical frame with radius of curvature 600 mm (2 times the focal length of 300 mm). Table 4 summarizes the SXI characteristics. The mechanical envelope of a SXI module has a square cross-section 320×320 mm² at the optics end tapering to 200×200 mm² at detector. The depth of the detector housing is 200 mm giving an overall module length of 500 mm. The left-hand side of Fig. 28 shows the optics frame of the breadboard model for the SVOM MXT lobster eye telescope which comprises 21 square MCPs mounted over a 5×5 grid (the corners are unoccupied for this instrument). The front surface is spherical with radius of curvature 2000 mm giving a focal length of 1000 mm. The design proposed for SXI uses the same plate size and exactly the

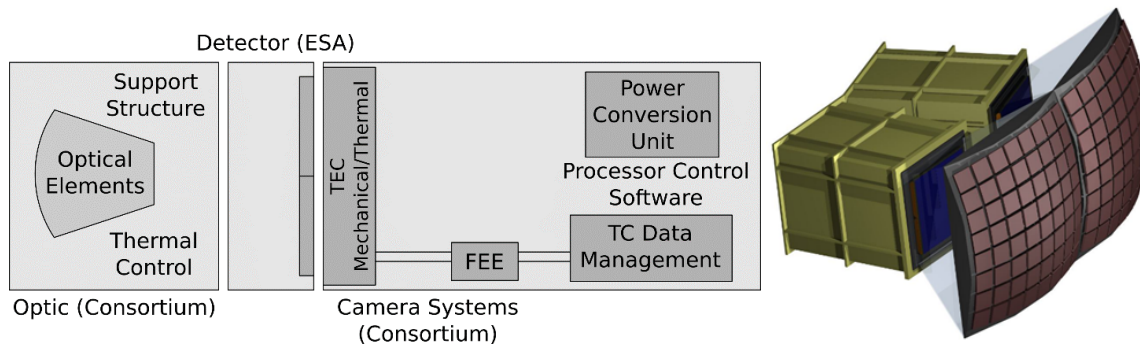


Figure 27: The SXI block diagram concept (left) and optical elements (right).




Figure 28: *Left*: The SVOM MXT lobster eye optic aperture frame. *Top right*: A schematic of a single square pore MCP. *Bottom right*: A micrograph of a square pore MCP showing the pore structure. This plate has a pore size $d=20\ \mu\text{m}$ and a wall thickness $w=6\ \mu\text{m}$.

same mounting principle but a shorter focal length, 300 mm, so the radius of curvature of the front surface must be 600 mm. The right-hand panels of Fig. 28 shows a schematic of a single plate and a micrograph that reveals the square pore glass structure. The focal plane of each SXI module is a spherical surface of radius of curvature 600 mm situated a distance 300 mm (the focal length) from the optics aperture. The detectors for each module comprise a 2×2 array of large format detectors tilted to approximate to the spherical focal surface.

Calibration

. The following calibrations are envisaged:

- SXI optic: X-ray beam line testing to measure the focal length, the effective area and the point spread function as a function of off-axis angle and energy.
- SXI detector: Vacuum test facility to measure the gain and energy resolution as a function of energy.
- SXI end-to-end: X-ray beam line facility confirm the focal length and measure the instrument effective area and PSF as a function of photon energy and off-axis angle.
- SXI in orbit calibration: use cosmic sources to confirm in-flight alignment, plate scale, point spread function, effective area, vignetting and energy resolution. A regular monitoring of cosmic sources is planned to verify the status and correctness of the instrument calibration.

SXI Performance, Sensitivity and Data Rate

. The imaging area of the CCDs sets the field of view of each module. A compliment of 4 SXI modules has a total field of view of 3200 square degrees (0.9 sr). The point spread function is shown in Fig. 29. The inner dotted

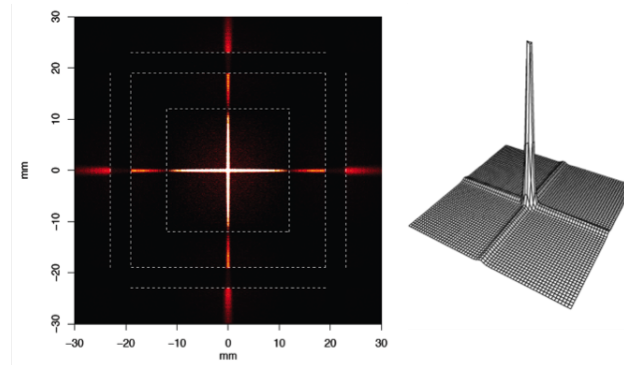


Figure 29: The point spread function of the SXI.

square shows the off-axis angle at which the cross arms go to zero as determined by the L/d ratio of the pores. For optimum performance at 1 keV we require $L/d=50$. The outer dotted square indicates the shadowing of the cross-arms introduced by the gap between the individual MCPs in the aperture. The central true-focus spot is illustrated by the projection plot to the left. The FWHM is 4.5 arcmin and all the true-focus flux is contained by a circular beam of diameter 10 arcmin. The collecting area, within a 10 arcmin beam centered on the central focus, as a function of energy is shown in Fig. 30. The optics provides the area plotted in black. The red curve includes the quantum efficiency of the CCD and the transmission of the optical blocking filter comprising a 60 nm Aluminium film deposited over the front of the MCPs and 260 nm of Aluminium plus 500 nm of parylene on the surface of the detectors. Because the angular width of the optics MCP-array is 2.3 deg larger than the CCD-array the field of view is unvignetted at 1 keV and above so the collecting area shown in Fig. 30 is constant across the field of view. Using the ROSAT All-sky Survey data we can estimate the count rate expected from the diffuse sky (Galactic and Cosmic) and point sources.

The sensitivity to transient sources using this background rate and a false detection probability of 1.0×10^{-10} is shown as a function of integration time in Fig. 4. For longer integration times the source count required rises, e.g., to 30 counts for a 1 ks integration. We find that 94% of the Swift BAT bursts (before 2010 September 16) would be detected by the SXI. The X-ray light curve of the afterglow would be detected to >1 ks after the trigger for a large fraction of the bursts.

Trigger Algorithm

. The ideal algorithm would be some form of matched filtering using the full PSF distribution but because of the extent of the PSF this would be far too computationally heavy. At the other extreme a simple scheme would be to search for significant peaks using the cell size commensurate with the central peak in the PSF. This would be faster but utilizes only $\sim 25\%$ of the total flux detected. The scheme described below is a two stage process which exploits the cross-arm geometry but avoids computationally expensive 2-D cross-correlation. For the 1st stage the focal plane is divided into square patches with angular side length $\sim 4d/L = 1/12$ radians aligned with the cross-arm axes. The dotted central square shown in Fig. 31 indicates the size and orientation of such a patch. The optimum size of such patches depends on the HEW of the lobster-eye optic and the background count rate. The patches could correspond to detector elements or tiles in the focal plane, e.g. CCD arrays. The peak profile is the line spread profile of the central spot and cross-arms of the PSF. The remainder of the histogram distribution arises from events in the cross-arm parallel to the histogram direction, the diffuse component of the PSF and any diffuse background events not associated with the source. Because we are looking for transient sources the fixed pattern of the steady sources in the field of view at the time would have to be subtracted from the histogram distributions. As the pointing changes this fixed pattern background would have to be updated. A transient source is detected if a significant peak is seen in both histograms.

The sensitivity of detection and accuracy of the derived position of the source within the patch depends on the bin size of the histograms, the HEW of the central peak of the PSF and the background. For the most sensitive detection the bin size should be approximately equal to the HEW but this will limit the accuracy of the position. If the bin size of the histograms is chosen to be significantly smaller than the width of the HEW then the histograms can be smoothed

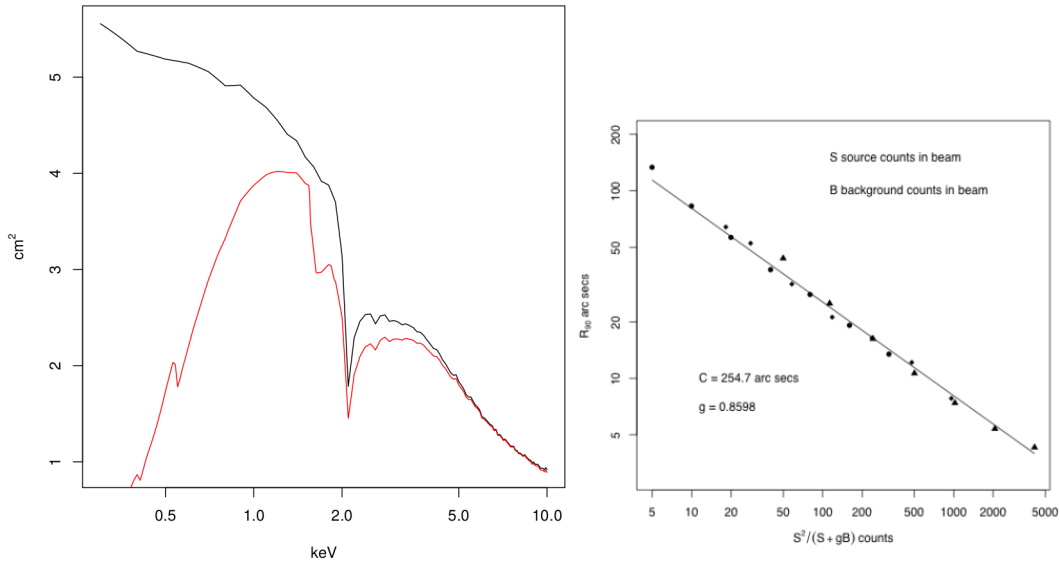


Figure 30: *Left*: Collecting area as a function of energy (assuming a focal length of 300 mm and including the contributions of the central spot, the 2 cross-arms, and the straight through flux). The black line represents the optics only. The red curve includes the quantum efficiency of the CCD and the transmission of the optical blocking filter. *Right*: The position accuracy of the SXI as a function of source and background count. R90 is the error radius that contains 90% of the derived positions.

by cross-correlation with the expected line width profile of the peak-cross-arm combination. Using the smaller bin size the histograms can also be used to estimate the position centroid of the source within the patch. The significance used for this first stage should be low, e.g. 2.5σ . This will provide candidate positions for the second stage.

For each of the candidate positions identified in the first stage a cross-arm patch is set up to cover just the detector area which is expected to contain a fraction of the full cross-arms and the central peak in the PSF. The cross-patch dimensions are changed depending on the integration time ΔT . For short integration times the total background count will be small and the cross-patch size is set large to capture a large fraction of the counts from the cross-arms and central peak.

The above considers a single value of ΔT . We envisage that a series of searches would be run in parallel each using a different integration time so that the sensitivity limit as a function of ΔT is covered. The basic scheme is illustrated in Fig. 31. The total source count assumed for this illustration was 40 spread over the full PSF as plotted in Fig. 29. The bin size used for the histograms was 1 arcmin, and the HEW of the central peak of the PSF is approximately 4 arcmins. We have tested the algorithm over a range of integration times and background conditions. It achieves the sensitivity limit plotted in the science requirements section. When a significant transient peak is identified the position must be converted to sky coordinates using the current aspect solution (from Payload star trackers). Positions of all transients found must be cross-correlated with known source catalogues, e.g. ROSAT All-Sky Survey, Flare stars, Swift BAT catalogue etc. Any position which does not match a known position must be passed to the Space Craft as a potential trigger position.

The processing required to implement the above is as follows:

1. Extract frames from the CCD at $\Delta T=2$ s (this is the fastest rate set by the frame time).
2. Apply event reconstruction algorithm to the frames to give an event list with positions in CCD pixels and a pulse height.
3. Convert the pixel positions into a local module coordinate frame which is aligned to the cross-arms of the PSF.
4. Accumulate counts in the 1-D histograms.
5. Subtract the fixed source/background pattern from the histograms.

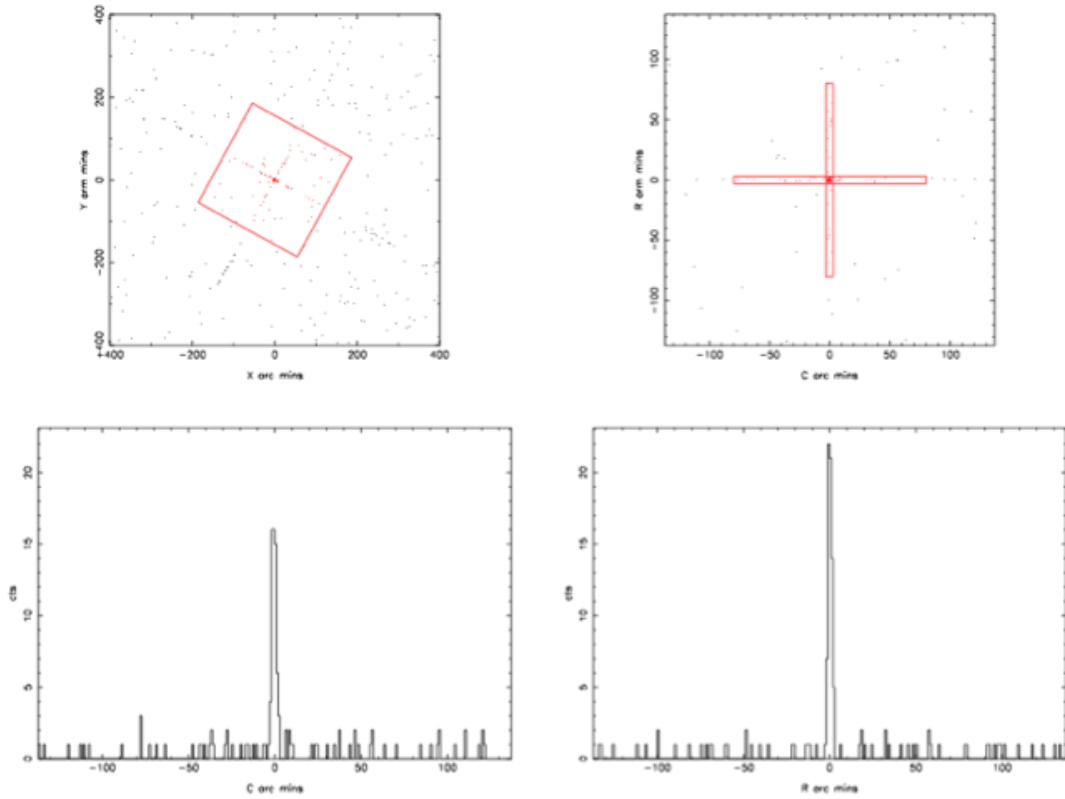


Figure 31: The two stage trigger algorithm. *Top left-hand panel*: the detected event distribution $\Delta T=4$ seconds and a source count rate of 40 cts s⁻¹ over the full PSF. The cross-arms are rotated wrt the detector axes to demonstrate how this can be handled. *Top right-hand panel*: the detected event distribution in the patch of sky aligned to the cross-arm axes of the PSF (shown as the red rectangle in the top left-hand panel). The red cross-patch indicates the area used for the second stage of the algorithm. *Bottom panels*: the histograms along columns and rows in the patch.

6. Scan the histograms for significant peaks and extract candidate positions for further analysis.
7. Set up the cross-arm mask at candidate positions to look for significant peaks. Calculate an accurate position in the local module coordinate frame for the peak.
8. Convert this position into global sky coordinates (quaternion).
9. Check positions against on-board catalogues to weed out known sources.
10. Communicate unidentified transients to the Spacecraft.

Note that points 4-7 above must be repeated for different ΔT values (e.g., 2, 20, 200, 2000 s).

4.2. The X-Gamma ray Imaging Spectrometer (XGIS)

The X-Gamma ray Imaging Spectrometer (XGIS) comprises 3 units (telescopes). The three units are pointed at offset directions in such a way that their FOV partially overlap. Each unit (Fig. 32 and Table 5) has imaging capabilities in the low energy band (2-30 keV) thanks to the combination of an opaque mask superimposed to a position sensitive detector. A passive shield placed on the mechanical structure between the mask and the detector plane will determine the FOV of the XGIS unit for X-rays up to about 150 keV energy. Furthermore the detector plane energy range is

Table 5: XGIS detector unit main physical characteristics.

Energy band	2 keV-20 MeV
Detection plane modules	4
detector pixel/module	32×32
pixel size (= mask element size)	5×5 mm
Low-energy detector (2-30 keV)	Silicon Drift Detector 450 μm thick
High energy detector (>30 keV)	CsI(Tl) 3 cm thick
Discrimination Si/CsI(Tl) detection	Pulse shape analysis
Dimension	50×50×85 cm
Power	30.0 W
Mass	37.3 kg

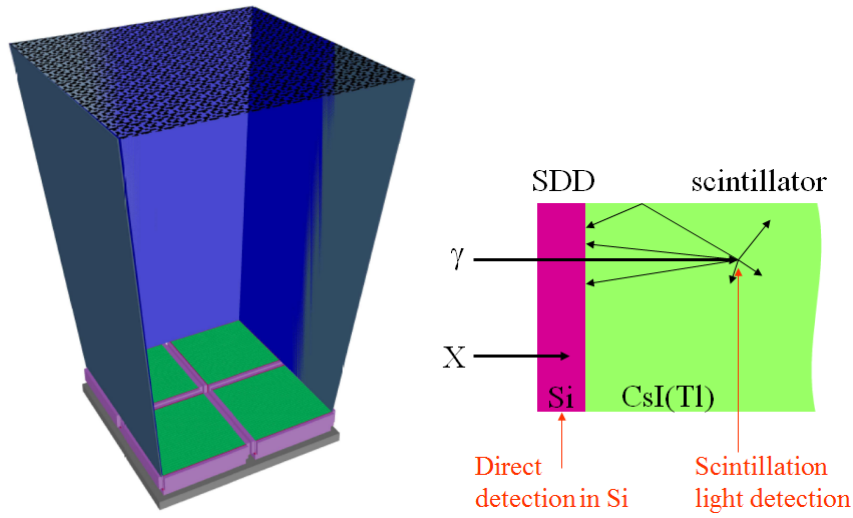


Figure 32: *Left*: Sketch of the XGIS Unit. *Right*: Principle of operation of the XGIS detection units: low-energy X-rays interact in Silicon, higher energy photons interact in the scintillator, providing an energy range covering three orders of magnitude. A pulse shape discriminator determines if the interaction has occurred in Si or in the crystal.

Table 6: XGIS unit characteristics vs energy range.

	2-30 keV	30-150 keV	>150 keV
Fully coded FOV	9×9 deg ²		
Half sens. FOV	50×50 deg ²	50×50 deg ² (FWHM)	
Total FOV	64×64 deg ²	85×85 deg ² (FWZR)	2πsr
Ang. res	25 arcmin		
Source location accuracy	~5 arcmin (for >6 σ source)		
Energy res	200 eV FWHM at 6 keV	18% FWHM at 60 keV	6% FWHM at 500 keV
Timing res.	1 μs	1 μs	1 μs
On axis useful area	512 cm ²	1024 cm ²	1024 cm ²

extended up to 20 MeV without imaging capabilities. The main performance of an XGIS unit are reported in Table 6.

The detection plane of each unit is made of 4 detector modules each one about 195×195×50 mm in size detecting X and gamma rays in the range 2 keV-20 MeV. For each energy loss in the module, whatever procured by EM radiation or ionizing particle, the energy released, the 3 spatial coordinates and the energy deposit of the interaction and time

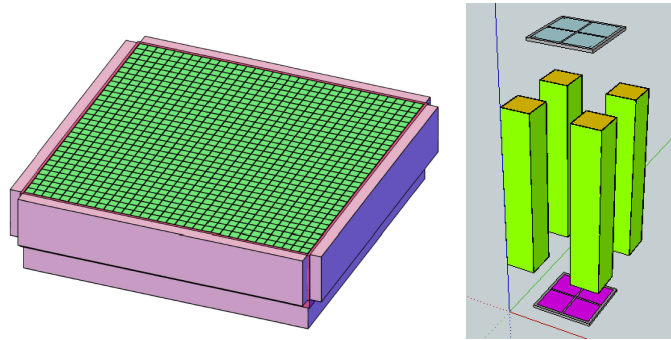


Figure 33: Sketch of the XGIS module. A module (right) is made of an array of 32×32 scintillator bars with Si PD read-out at both ends (left). Both PD and scintillators are used as active detectors. The PDs readout electronics consist of an ASIC pre-amp mounted near each PD's anode while the rest of the processing chain is placed at the module sides and bottom.

of occurrence will be recorded.

The basic element of a module (Fig. 32) is a bar made of scintillating crystal $5 \times 5 \times 30 \text{ mm}^3$ in size. Each extreme of the bar is covered with a Photo Diode (PD) for the read-out of the scintillation light, while the other sides of the bar are wrapped with a light reflecting material conveying the scintillation light towards the PDs. The scintillator material is CsI(Tl) peaking its light emission at about 560 nm. The PD is realized with the technique of Silicon Drift Detectors (SDD-PD; Gatti & Rehak, 1984) with an active area of $5 \times 5 \text{ mm}^2$ matching the scintillator cross section. Crystals are tightly packed in an array of 32×32 elements to form the module. The SDD and scintillator detect X- and gamma-rays. The operating principle (see Fig. 32 right) is the following. The top SDD-PD, facing the X-/gamma-ray entrance window, is operated both as X-ray detector for low energy X-ray photons interacting in Silicon and as a read-out system of the scintillation light resulting from X-/gamma-ray interactions in the scintillator. The bottom SDD-PD at the other extreme of the crystal bar operates only as a read-out system for the scintillators. The discrimination between energy losses in Si and CsI is based on the different shape of charge pulses. While the electron-hole pair creation from X-ray interaction in Silicon generates a fast signal (about 10 ns rise time), the scintillation light collection is dominated by the fluorescent states de-excitation time ($0.68 \mu\text{s}$, 64%, and $3.34 \mu\text{s}$, 36%, for CsI(Tl)) and a few μs shaping time is needed in this case to avoid significant ballistic deficit. Pulse shape analysis (PSA) techniques are adopted to discriminate between signals due to energy losses in Si or CsI. The results we obtained for the separation of the energy losses in the case of an ^{241}Am source (Marisaldi et al., 2004) are shown in Fig. 34. As can be seen from the left panel of this figure, the ratio of the two pulse heights is approximately constant for pulses of common shape and allows discrimination between interactions taking place in Silicon or in the scintillator. For gamma-rays interacting in the scintillator, combining the signals from the two PDs at the extreme of each bar allows to determine the energy and the depth of the interaction inside the crystal (Labanti et al., 2008).

XGIS building blocks

. In the XGIS HW, the main building blocks (see Fig. 35 for one XGIS unit) are:

1. the mask and the FOV delimiter;
2. the scintillator detectors;
3. the FEE in both its analogue part (with SDD-PD, ASIC1 and ASIC2), digital part (DFEE) and services (TLM, TLC Power supply).

The coded mask of each XGIS unit, placed 70 cm above the detector modules is made of stainless steel of 0.5 mm thick. The mask overall size is $50 \times 50 \text{ cm}$ and will have a pattern allowing self-support in order to guarantee the maximum transparency of the open elements. The mechanical structure connecting the mask with the detector is also made of stainless steel 0.1 mm thick and supports 4 Tungsten slats 45 cm high with a variable thickness (0.5-0.3 mm). This structure will act as a lateral passive shield for the imager system (1-30 keV) and as a FOV delimiter at energies $>150 \text{ keV}$. In the latter range, the resulting FOV is $50 \times 50 \text{ deg}^2$ (FWHM) and $85 \times 85 \text{ deg}^2$ (FWZR). By combining the

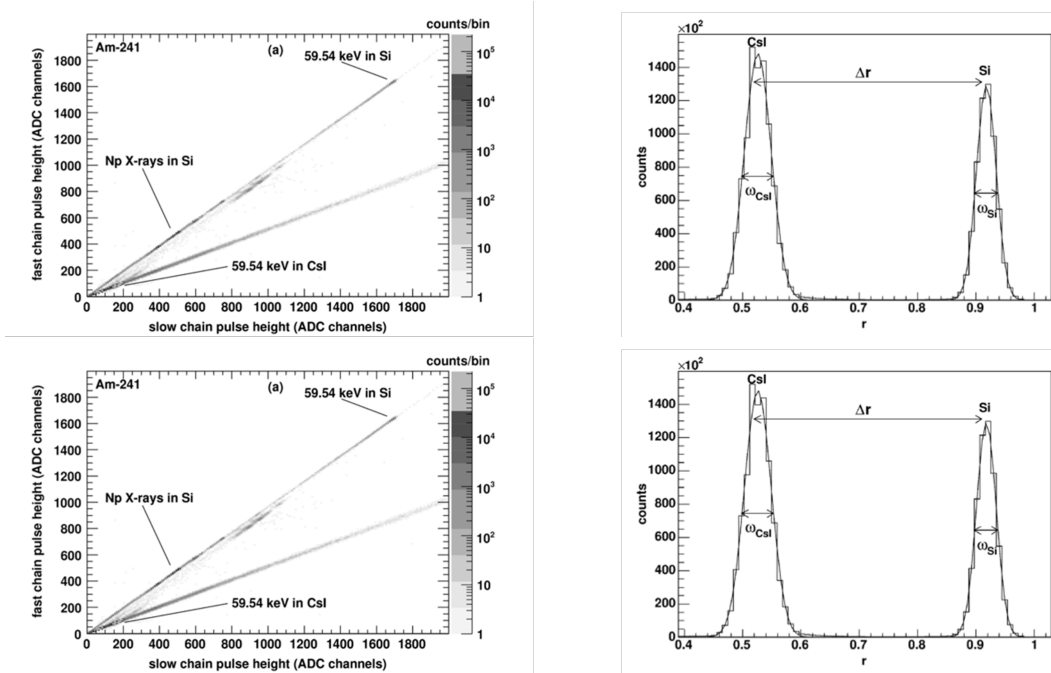


Figure 34: *Left*: bi-dimensional spectrum of a ^{241}Am source showing interaction in Silicon (top line) and in the scintillator (bottom line). *Right*: distribution of the ratio of the two processing chains for events in Silicon and in the scintillator. The large peak separation indicates the optimal discrimination performance.

three units, with an offset of ± 35 deg for two of them, the FOV delimiter guarantees an average XGIS effective area of $\sim 1400 \text{ cm}^2$ in the SXI FOV ($104 \times 31 \text{ deg}^2$).

Data Handling Unit (DHU) and its functions

. The whole XGIS background data rate (3 units) towards the DHU is of the order of 6000 event/sec in the 2-30 keV range and about 3700 event/sec above 30 keV. Each event received by DHU will be identified with a word of 64 bits (4 for module address, 10 for bar address, 10 for signal amplitude of the fast top channel, 11 for signal amplitude of the slow top channel, 11 for signal amplitude of the slow bottom channel, 18 for time). DHU functions will be:

- discriminates between Si and CsI events.
- For CsI events, evaluates the interaction position inside the bar by weighting the signals of the 2 PDs (a few mm resolution expected). Combining this information with the address of the bar ($5 \times 5 \text{ mm}$ in size) each module becomes a 3D position sensitive detector.
- Exploiting the 3D capabilities background can be minimized.
- It continuously calculates along the orbit the event rate of each module in different energy bands (typically 2-30 keV, 30-200 keV and $>200 \text{ keV}$) and on 5 different times scales (e.g., 1 ms, 10 ms, 100 ms, 1 s, and 10 s).
- In the 2-30 keV range and for each unit, it produces images of the FOV in a defined integration time.
- It holds in a memory buffer all the XGIS data, rates and images of the last 100 s (typical) with respect to the current time.
- Produce maps of the three unit planes with event pixel by pixel histograms in different energy bands (typically 32 with E width varying logarithmically) and with selectable integration times (min 1 s).

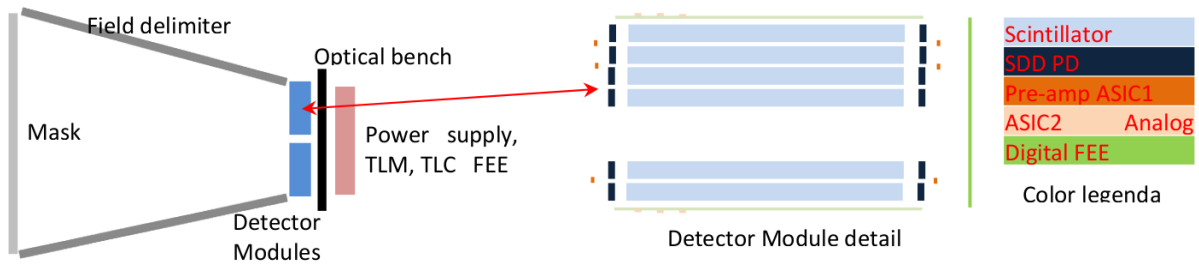


Figure 35: XGIS unit main building blocks.

XGIS and the GRB trigger system

. XGIS will contribute to the THESEUS's GRB trigger system in different ways:

1. Qualification of the SXI triggers. The primary role of XGIS is to qualify the SXI triggers as true GRB. The basic algorithm for GRB validation is based on an evaluation of the significance of the count rate variation, calculated as described in the sub-section below. The procedure will be the following:
 - from the SXI direction given to the event, it is identified one of the three XGIS units in which the event has potentially been detected;
 - look for an excess of the rates in the modules of this unit in the bands 2-30 keV and 30-200 keV with respect to the average count-rate continuously calculated by DHU.
2. Autonomous XGIS GRB trigger based on data rate. The autonomous GRB trigger for XGIS inherits the experience acquired with the Gamma Ray Burst Monitor (GRBM) aboard BeppoSAX and that acquired with the Mini-calorimeter aboard AGILE (Fuschino et al., 2008) and concerns all the modules of the 3 XGIS units. For each module the above energy intervals (2-30 and 30-200 keV) are considered for the trigger. The mean count rate of each module in each of these bands is continuously evaluated on different time scales (e.g., 10 ms, 100 ms, 1 s, and 10 s). A trigger condition is satisfied when, in one or both of these energy bands, at least a given fraction (typically $\gtrsim 3$) of detection modules sees a simultaneous excess with a significance level of typically 5σ on at least one time scale with respect to the mean count rate.
3. Autonomous XGIS GRB trigger based on images. For each XGIS unit, the 2-30 keV actual images will be confronted with reference images derived averaging n (typically 30) previous images, and a spot emerging from the comparison at a significance level of 5σ typically will appear. If one of the above trigger condition is satisfied, event by event data, starting from 100 s before the trigger are transmitted to ground, the duration of this mode lasting until the counting rate becomes consistent with background level.

Telemetry requirements

. For the study of transient or persistent sources different transmission mode will be selected starting from the photon list and the histogram maps of the units. Typically the TLM load will be maintained below 2 Gbit/orbit transmitting: (i) at low energies (<30 keV) pixel by pixel histograms in various Energy channels (e.g. 32 ch) with variable integration times (e.g. 64 sec); (ii) above the 30 keV the whole photon list. In particular observations (e.g., crowded fields) a photon by photon transmission in the whole energy range will be selected for a total maximum telemetry load of 3 Gbit/orbit. In the case of a GRB trigger all the information available photon by photon is transmitted with a maximum telemetry load of 1 Gbit.

XGIS sensitivity

. The 5σ XGIS sensitivity for an integration of 1 s with energy in the SXI FOV is shown in Fig. 36, along with the XGIS flux sensitivity versus observation time at a significance of 5σ in different energy ranges. In Fig. 37, the FOV of the XGIS in the 2-30 keV band is compared with the SXI FOV, and the XGIS sensitivity vs. GRB peak energy is compared with that of other instruments.

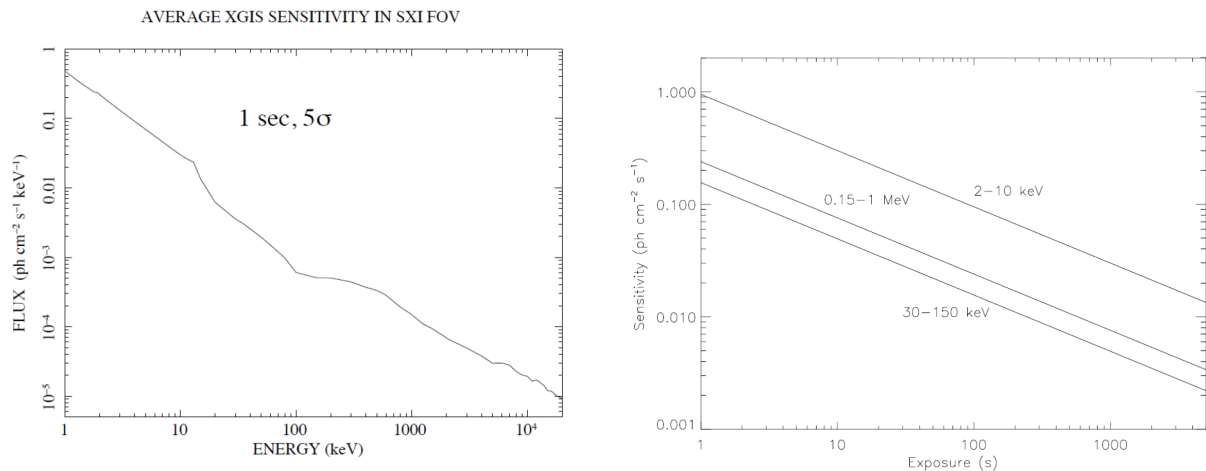


Figure 36: *Left*: XGIS sensitivity vs. energy for an integration of 1 s. *Right*: XGIS sensitivity as a function of exposure time in different energy bands.

4.3. The InfraRed Telescope (IRT)

The InfraRed Telescope (IRT) on board THESEUS is designed in order to identify, localize and study the transients and especially the afterglows of the GRBs detected by the Soft X-ray Imager (SXI) and the X and Gamma Imaging Spectrometer (XGIS). The telescope (optics and tube assembly) can be made of SiC, a material that has been used in other space missions (such as Gaia, Herschel, Sentinel2 and SPICA study). Simulations using a 0.7 m aperture Cassegrain space borne NIR telescope (with a 0.23 m secondary mirror and a 10×10 arcmin imaging field of view), using a space qualified Teledyne Hawaii-2RG (2048×2048 pixels) HgCdTe detector (18 μm/pixels, resulting in 0.3 arcsec/pix plate scale) show that for a 20.6 (H, AB) point like source and 300 s integration time one could expect a SNR of ~5. The telescope sensitivity is limited by the platform jitter. In addition, due to the APE capability of the platform (2 arcmin), the high resolution spectroscopy mode cannot make use of a fine slit, and a slit-less mode over a 5×5 arcmin area of the detector will be implemented (similarly to what is done for the WFC3 on board the Hubble Space Telescope), with the idea of making use of the rest of the image to locate bright sources in order to correct the frames a posteriori for the telescope jitter. The same goal could also be obtained by making use of the information provided by payload the high precision star trackers mounted on the IRT. Hence the maximum limiting resolution that can be achieved by such a system for spectroscopy is limited to R~500 for a sensitivity limit of about 17.5 (H, AB) considering a total integration time of 1800 s. The IRT expected performances are summarized in Table 7. In order to achieve such performances (i.e., in conditions such that thermal background represents less than 20% of sky background) the telescope needs to be cooled at 240±3 K, and this can be achieved by passive means. Concerning the IRT camera, the optics box needs to be cooled to 190±5 K and the IR detector itself to 95±10 K: this allows the detector dark current to be kept at an acceptable level. The cooling of the detector at these low temperatures can hardly be achieved with a passive system in a low Earth orbit such as the one foreseen for THESEUS, due to the irradiation of the radiators of the infrared flux by the Earth atmosphere. A TRL 5 cooling solution for space applications is represented by the use of a Miniature Pulse Tube Cooler (MPTC).

In order to keep the camera design as simple as possible (e.g., avoiding to implement too many mechanisms, like tip-tilting mirrors, moving slits, etc.), we could implement a design with an intermediate focal plane making the interface between the telescope provided by ESA/industry and the IRT instrument provided by the consortium, as shown in the block diagram in Fig. 38. The focal plane instrument is composed of a spectral wheel and a filter wheel in which the ZYJH filters, a prism, and a volume phase holographic (VPH) grating will be mounted, in order to provide the expected scientific product (imaging, low and high-resolution spectra of GRB afterglows and other transients).

Specifications of the entire system are given in Table 7. The mechanical envelope of IRT is a cylinder with 80 cm diameter and 180 cm height. A sun-shield is placed on top of the telescope baffle for IRT stray-light protection. The thermal hardware is composed of a pulse tube cooling the Detector and FEE electronics and a set of thermal straps extracting the heat from the electronic boxes and camera optics coupled to a radiator located on the spacecraft

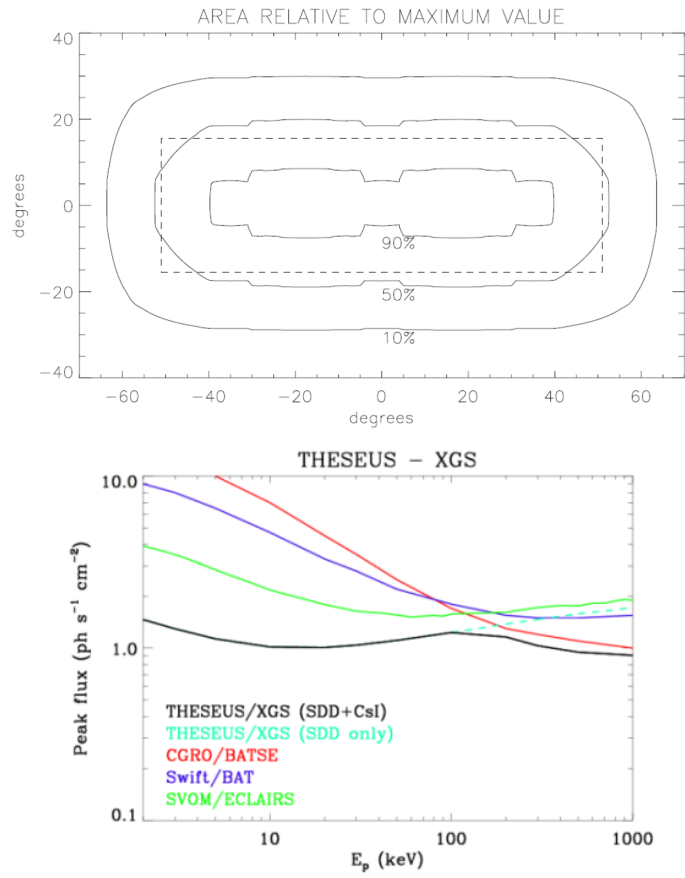


Figure 37: *Left*: fractional variation of the effective area in the FOV of the XGIS. *Right*: Sensitivity of the XGIS to GRBs in terms of minimum detectable photon peak flux in 1s (5σ) in the 1-1000 keV energy band as a function of the spectral peak energy (a method proposed by Band, 2003). As can be seen, the combination of large effective area and unprecedented large energy band provides a much higher sensitivity w/r to previous (e.g., CGRO/BATSE), present (e.g., Swift/BAT) and next future (e.g., SVOM/ECLAIRS) in the soft energy range, while keeping a very good sensitivity up to the MeV range.

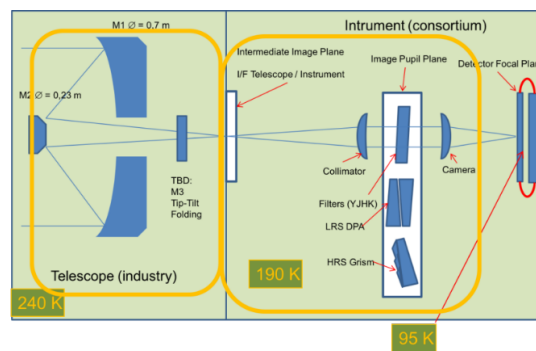


Figure 38: The IRT Telescope block diagram concept.

structure. The overall telescope mass is 112.6 kg and the total power supply is 115 W.

IRT Observing sequence

. The IRT observing sequence is as follow:




Figure 39: *Left*: the IRT focal plane division. The blue area (10×10 arcmin) is used for imaging and low resolution spectra. The orange area (5×5 arcmin) is used for high-resolution slit-less spectra. The size of the high-resolution spectral area is limited by the satellite pointing capabilities. *Right*: Teledyne Hawaii 2RG detector at ESA Payload Technology Validation section during the tests for the NISP instrument on board the EUCLID mission (Credits ESA).

Table 7: IRT specifications.

Telescope type	Cassegrain		
Primary and Secondary size	700 mm & 230 mm		
Material	SiC (for both optics and optical tube assembly)		
Detector type	Teledyne Hawaii-2RG 2048×2048 pixels (18 μm each)		
Imaging plate scale	0".3/pixel		
Field of view	10×10 arcmin	10×10 arcmin	5×5 arcmin
Resolution ($\lambda/\Delta\lambda$)	2-3 (imaging)	20 (low-res)	500 (high-res), goal 1000
Sensitivity (AB mag)	H = 20.6 (300 s)	H = 18.5 (300 s)	H = 17.5 (1800 s)
Filters	ZYJH		
Prism	VPH grating		
Wavelength range	0.7-1.8 μm (imaging)	0.7-1.8 μm (low-res)	0.7-1.8 μm (high-res, TBC)
Total envelope size	800 (diameter) ×1800 mm		
Power	115 W (50 W for thermal control)		
Mass	112.6 kg		

1. The IRT will observe the GRB error box in imaging mode as soon as the satellite is stabilized within 1 arcsec. Three initial frames in the ZJH-bands will be taken (10 s each, goal 19 AB 5σ sensitivity limit in H) to establish the astrometry and determine the detected sources colours.
2. IRT will enter the spectroscopy mode (Low Resolution Spectra, LRS) for a total integration time of 5 min (expected 5σ sensitivity limit in H 18.5 (AB)).
3. Sources with peculiar colours and/or variability (such as GRB afterglows) should have been pinpointed while the low-res spectra were obtained and IRT will take a deeper (20 mag sensitivity limit (AB)) H-band image for a total of 60 s. These images will be then added/subtracted on board in order to identify bright variable sources with one of them possibly matching one of the peculiar colour ones. NIR catalogues will also be used in order to exclude known sources from the GRB candidates.
 - In case a peculiar colour source or/and bright (<17.5 H (AB)) variable source is found in the imaging step, the IRT computes its redshift (a numerical value if $5 < z < 10$ or an upper limit $z < 5$) from the low resolution spectra obtained at point (1) and determines its position. Both the position and redshift estimate will be sent to ground for follow-up observations. The derived position will then be used in order to ask the satellite to slew to it so that the source is placed in the high resolution part of the detector plane (see below) where the slit-less high resolution mode spectra are acquired. Following the slew, the IRT enters the High Resolution Spectra (HRS) mode where it shall acquire at least three spectra of the source (for a total exposure time of 1800 s) covering the 0.7-1.8 μm range. Then it goes back to imaging mode (H-

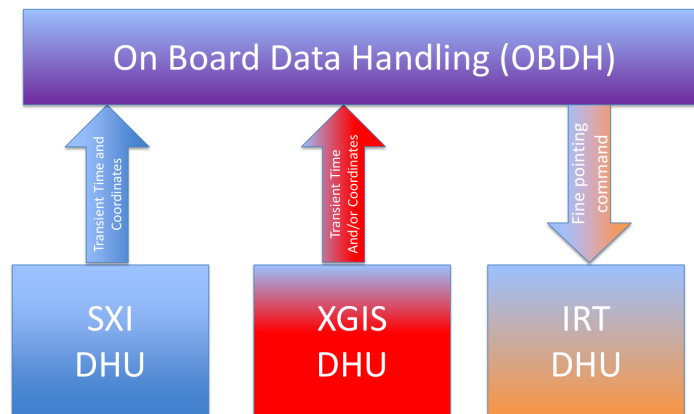


Figure 40: Overview of the I-DHU operation modes and transitions.

band) for at least another 1800 s. Note that while acquiring the spectra, continuous imaging is performed on the rest of the detector (Fig 38). This will allow to the on board software to correct the astrometry of the individual frames for satellite drift and jitter and allow a final correct reconstruction of the spectra by limiting the blurring effects.

- In case that a faint (>17.5 H (AB)) variable source is found, IRT computes its redshift from the low resolution spectra, determines its position and sends both information to the ground (as for 3a). In this case IRT does not ask for a slew to the platform and stays in imaging mode for a 3600 s time interval to establish the GRB photometric light curve (covering any possible flaring) and leading the light curve to be known with an accuracy of $<5\%$.

4.4. The Instrument Data Handling Units (I-DHUs)

Following the concept behind the organization of the THESEUS instruments as well as the decentralized avionic scheme, each of the three instrument payloads will be equipped with a dedicated Instrument Data Handling Unit (I-DHU) that will serve as their TM/TC and power interface to the spacecraft. The aim of this scheme is to provide sufficient computing power and data storage to the individual instruments and thus to realize a decentralized data handling function.

The mechanical and electrical design of the I-DHUs (described below) will be the same for all three instruments. Also the operating system and basic software that is running on the Processor Board inside each I-DHU will be the same. In addition, an instrument specific data processing software will be run on each I-DHU, implementing e.g. the above mentioned trigger algorithms and event detection codes.

The computational load on the I-DHU is relatively low, which allows us to use a much simpler, off-the-shelf processor with flight heritage on the Processor Board with the load being easily sustainable with still a large margin. The tasks of the I-DHUs can be separated into three main categories, namely data processing, instrument controlling and power distribution. In order to acquire/process the scientific data, the I-DHUs will:

- collect, process and store the data stream of the respective instrument;
- implement the burst trigger algorithm on SXI and XGIS data;
- implement the IRT burst follow up observation.

The I-DHU consists of two main boards that are mounted inside an aluminum case. In addition, each board exists in a cold redundant (identical, non operating) version inside the box, that can replace the nominal board in case of a failure. Switching between the nominal and redundant chain is done from ground via a dedicated flight-proven circuitry.

At the heart of the I-DHU design is the Processor Board. It hosts the central CPU, the mass memory, time synchronization and distribution circuits and the HK/health monitoring acquisition chain. The Processor Board is

connected to the spacecraft via one SpaceWire link through which it will receive the telecommands (TC) and send the science and HK/health data. On the other hand, the I-DHU is connected via another SpaceWire link to the respective instrument to relay the TCs and acquire the science and HK data. The SpaceWire interface communication is handled directly through the main CPU (description see below), via its existing dedicated hardware interfaces. The CPU is running an RTEMS (Real Time Executive Management System), an operation system (OS) on which the individual software tasks (detailed description below) of this I-DHU will be run in parallel. Dedicated circuitry is foreseen on the Processor Board for the collection, digitization and organization of HK and health data from various voltage, current and temperature sensors. This will reduce the HK tasks on the main CPU, leaving only the science meta data (like rate meters, counters) and dedicated instrument data processing to be done there. The Processor Board will be developed by the IAAT in Tübingen, Germany. The Power Board within the I-DHU will be developed by the Centrum Badan Kosmicznych, Poland. It will generate the voltages for the Processor Board and distribute the power to the instrument.

The main functions of the I-DHU on-board software are: instrument control, health monitoring and science data processing, formatting. The software will be designed in order to allow the instrument to have the complex functionality that it requires to allow itself to be updated and work around problems automatically and with input from the ground. There will be a common software that is the same for all I-DHUs and an extended software part with modules specific for a given instrument. An example of a software module common to all I-DHUs is the determination of the location of a burst or transient event. The time and location of the transient will be transmitted to ground using the on-board VHF system in a <1 kbit message. The design of the trigger software benefits from the heritage of the SVOM mission concept as well as past team experience on similar systems on BeppoSAX, HETE-2, AGILE as well as the INTEGRAL burst alert system.

Instrument control will be possible through the software via telecommands from the ground (e.g., power on & off for individual units, loading parameters for processing & on-board calibration, investigations) and autonomously on-board (e.g., mode switching, FDIR and diagnostic data collection). The software will implement the standard ECSS-style PUS service telecommand packets for housekeeping, memory maintenance, monitoring etc. and some standard telemetry packets for command acceptance, housekeeping, event reporting, memory management, time management, science data etc. The software will be able to send setup information to the instrument and receive and process the housekeeping data coming back and organize these data in a configurable way for a lower rate transmission to the ground. Figure 40 shows the commandable operational modes managed by the I-DHU.

4.5. The Trigger Broadcasting Unit (TBU)

In case of trigger event it is necessary to provide the trigger data to ground in a short time. It is expected triggered events occurred at the rate of one event per orbit and the data to be sent to ground is very low: the amount is <1 kb/trigger event. To support the prompt transmission of such event data to ground segment it is necessary a link with Earth independent from the satellite TT&C, which can have a link with ground station only once per orbit. The solutions evaluated for an independent and prompt burst position broadcast to ground are by the means of:

- VHF equatorial network (SVOM and HETE-2);
- Orbcop satellite network (implemented in Agile satellite);
- Iridium satellite network (tested by INAF/IASF on balloon and ready to be tested in FEES/IOD n-sat);
- TDRSS link.

The preferred solution is the well proven VHF broadcasting based in the utilization of the SVOM equatorial network. Link with the SVOM ground segment will be made of 40 ground stations located around the Earth inside a ± 30 deg strip. The satellite to SVOM network link shall be carried out by the Trigger Broadcasting Unit (TBU, see Fig. 41) proposed in the baseline as a unit of the Payload Module. The antennas are miniaturised for a better accommodation on PLM and SVM. The VHF ground network is the same as the SVOM mission, extensively described in the ground segment section. For the definition of the VHF frequency range a possible choice, according to ITU Article 5, could be 137-137.175 MHz, reserved to space research. This band sub-system for trigger transmission is consequently proposed for compatibility with SVOM ground segment.

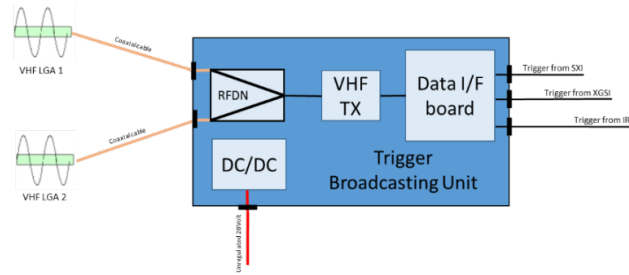


Figure 41: General block diagram of the Trigger Broadcast Unit.

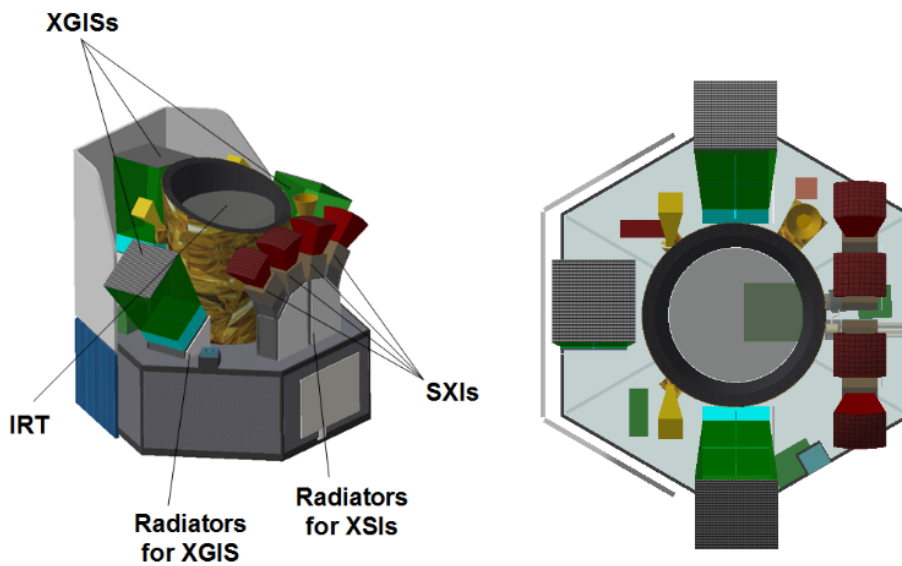


Figure 42: THESEUS Satellite Baseline Configuration and Instrument suite accommodation.

5. Satellite configuration and mission profile

The satellite configuration and design take into account a modular approach. The spacecraft platform is divided in two modules, the Payload Module (PLM) and Service Module (SVM). The Payload Module will mechanically support the Instruments DUs (SXI, XGIS and IRT) and will host internally the Instruments ICUs. The instruments SXI and XGIS DUs are accommodated externally on the Payload Module to which they are connected by means of a structural pedestals. The Instrument DUs mechanical fixing to this structure will be designed in order to guarantee thermo-structural decoupling from the rest of satellite. The Service Module contains all the platform subsystems and provides the mechanical interface with the Launcher. Figure 42 shows the spacecraft baseline configuration.

The Payload Module is constructed around the IRT instrument, which is partially embedded inside the PLM structure and aligned with respect the S/C symmetry axis. The module top plane is the mounting base of the other instruments DUs (SXI and XGIS) which are distributed around the IRT axis in order to minimize the satellite Moment of Inertia (MoI) but also to support efficient load transfer from the spacecraft to the launch vehicle, respecting their accommodation constraints and thermal requirements. The IRT LoS is the reference of the overall payload. The telescope is protected from stray-light by a baffle; the profile of the baffle defines the position of the entrance window plane of the other instruments. The 4 SXI DUs are nominally mounted on the opposite side of the solar panels in order to keep them in the coldest side of the satellite and to have the largest area of the observable sky when THESEUS lies between Sun and Earth. The SXI DUs positions and orientations are determined in such a way that no X-rays

Table 8: Summary of Instrument Suite temperatures.

Instrument Element	Operative range (C)	Cooling
SXI- structure/optics	(-20, +20)	passive
SXI- detectors	-65	active
XGIS-detectors	(-20, +10)	passive
IRT-structure	-30	active
IRT-optics	-83	active

reflected by IRT tube or any other satellite structure can enter into SXI FOV. The 3 XGIS units are tilted in such a way that the FOV of the units partially overlap. The resulting overall FOV (i.e., that of the combination of the 3 units) covers and center the FOV of the 4 SXI modules. The proposed accommodation is shown in Fig. 43. This configuration guarantees the required nominal SXI, XGIS and IRT Field of view combination (REQ-MIS-050). Solar array proposed baseline consists of modular panels in fixed configuration, the panels are composed of a photovoltaic module and a mechanical on which photovoltaic module is mounted. At the level of the payload module top plane a Sun shield is mounted, in order to protect the instruments from solar radiation. The structure of the Payload module is provided of reinforcing shear panels and of an internal cylinder for the IRT telescope and detector accommodation. The internal cylinder has the function of structural support and it provides also a thermal separation for IRT instrument from the rest of the module. In order to assure radiative thermal decoupling, the telescope is covered by multi-layer insulation.

At the level of focal plane of IRT, where the Detector is placed, a Miniature Pulse Tube Cooler (MPTC) system is provided, acting with a heat-pipe system and a dedicated radiator. A dedicated radiator is also provided for each of the other instruments (SXI and XIGS) on the pedestals. Every radiator is positioned on the support structure of each instrument. The Service module is currently conceived as composed of a single module accommodating all the platform units (with the exception of one boresight star tracker which is integrated on the IRT telescope tube to minimize relative misalignment, thus improving pointing knowledge performances. In addition to the platform star tracker, two star trackers are foreseen in support to IRT instrument, to allow astrometric measurements independent from the system.

The AOCs subsystem will provide the required attitudes to support the payload observation requirements, guaranteeing:

- the satellite agility with:
 - fast slewing ($\lesssim 60$ deg/10 min) for IRT LoS pointing to the direction of GRBs and other transient of interest for low resolution spectra;
 - fine slewing inside the IRT full FoV to achieve the IRT LoS fine pointing necessary for IR high resolution spectra.
- the satellite pointing requirements are those of REQ-MIS-060.

The subsystem is made up by software, running on the on board computer, and by a set of sensors and actuators. ACS software is organised in operative status, each of them dedicated to the execution of a different mission task. The 3-axis stabilized attitude control is based on a set of 4 reaction wheels used in zero momentum mode and 3 magnetic torquers mainly aimed to perform wheels desaturation. Sensors used to reach the required attitude knowledge consist of star sensors and fine rate sensors; in addition magnetometers and a set of solar sensors are available to cover all the mission needs.

The algorithms implemented in the ACS SW will process the sensor data in order to apply a proper control able to guarantee the required pointing accuracy and stability.

The THESEUS Telemetry and Telecommand subsystem includes a X-band TM/TC link between S/C and Earth for standard S/C operations in charge of the RF links with ground stations with uplinks for satellite telecommands (TC) and downlinks for satellite telemetries (TM) and the ranging function to allow range measurements. During

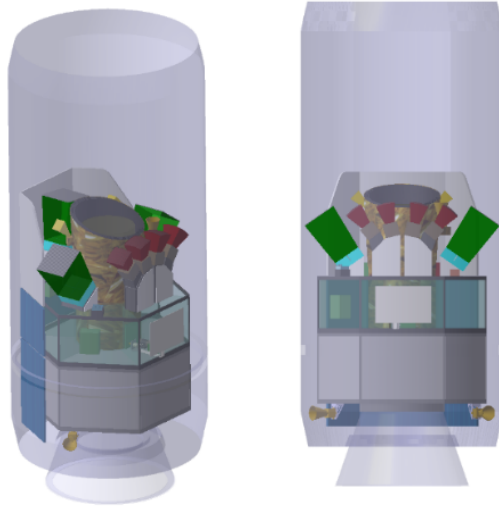


Figure 43: THESEUS accommodation within VEGA C fairing.

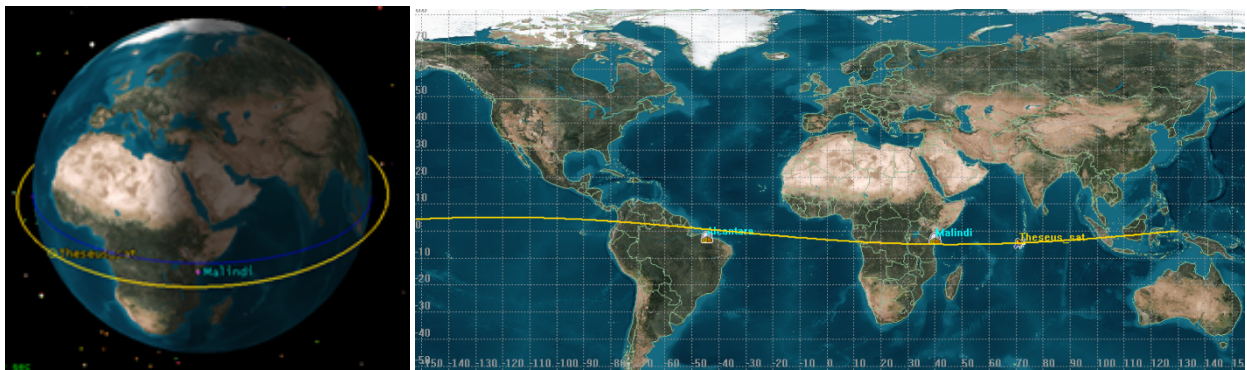


Figure 44: THESEUS Orbit Configuration (Left) and THESEUS Orbit Ground Track (Right).

downlink operations, stored data, read and formatted within the PDHU, are transmitted towards the X-Band transmission assembly, where modulation, up conversion to X-Band and power amplification will be executed. The X-Band antenna assembly will provide for transmission to the receiving ground station.

The Thermal Control System (TCS) of the platform can be implemented following a standard approach. It is mainly of passive type, based on the capability of dissipating the internal generated thermal power through radiators, where the heat is conducted and emitted to deep space. As general thermal control philosophy, all surfaces thermo-optical properties are controlled by means of paints, multi layer blankets and/or materials with well-known characteristics. High emissivity coatings (black paint) are used for the spacecraft interior in order to uniformly distribute the generated power and to avoid hot spots. Lateral closing panels having the function of radiators are covered with adequate coatings (e.g. white paint) to optimize the heat rejection to the space. The TCS service to Instrument Suite will consider the temperatures summarized in Table 8. Detailed thermal and orbital analyses will optimize the thermal design. THESEUS satellite will operate in a low equatorial orbit (altitude <600 km, inclination <5 deg). This orbital configuration will guarantee a low and stable background level in the high-energy instruments. The mission has been evaluated assuming as baseline a launch with Vega-C.

The THESEUS satellite will be equipped with a suite of three instruments: SXI, XGIS and IRT. In summary the THESEUS satellite will be capable to:

- to monitor a large sky sector for detecting, identifying and localizing likely transients/burst in the SXI and XGIS

FOV;

- of promptly (within a few tens of seconds at most) transmitting to ground the trigger time and position of GRBs and other transients of interest;
- of autonomous (via SXI, XGIS or IRT trigger) orientation in the sky direction of interest;
- to perform long observation of the sky direction of interest.

THESEUS requires a 3-axis stabilized attitude. During its orbital period THESEUS will have distinct operational modes:

- Survey (burst hunting) mode: relevant to normal operation when SXI and XGIS are searching for transients. The accessible sky for this kind of operation will be determined by the requirement that:
 - THESEUS will have a Field of Regards (FoR) defining the fraction of sky which can be monitored of 64%.
 - When monitoring the sky in normal operations, the number of re-pointings per orbit will be of the order of 3, resulting in observations with the SXI and XGIS of about the whole FoR every 3 orbits.
- Burst mode: after detecting a GRB or other transient of interest, the satellite is triggered to this mode by SXI and/or XGIS which transmit to satellite computer the quaternion of the area of interest. The satellite will autonomously fast re-point to place the transient within the field of view of the IRT according to the following steps: fast slewing ($\lesssim 60$ deg/10 min) for IRT LoS pointing to the direction of GRBs and other transient of interest for low resolution spectra, satellite stabilization (RPE) within less than 0.5 arcsec fast data link for GRB coordinate communication to ground within a few min.
- Follow-up mode: the IRT shall observe inside the full FoV of 10×10 arcmin the target with the pre-scripted imaging spectroscopy sequence. In case of IRT high resolution spectra acquisition a further satellite fine slewing (based on IRT source localization) shall be activated to place the IRT LoS inside a reduced FoV of 5×5 arcmin. XGIS and SXI are in specific follow-up data acquisition mode. In this mode the GRB observation shall be performed in a time of 30 min. After completion of the transient observation, THESEUS will return to Survey Mode to monitor the sky.
- IRT observatory mode: the IRT may be used as an observatory for pre-selected targets through a GO programme, driving the pointing of the satellite. XGIS and SXI are observing as in survey mode, with the possibility of triggering the burst mode

No specific orbit parameter change is required during the mission lifetime. THESEUS mission can be supported as baseline by a dedicated ground station located in Malindi (3 deg S, 40 deg E). Another ground station, located in Alcantara (2 deg S, 40 deg W), is supposed as possible back-up in case of Brazilian participation. In conformity with the selected equatorial orbit, both stations will allow highly frequent accesses to the satellite by a contact per orbit. Contact analysis between the satellite and the ground stations has been performed considering a minimum station elevation angle over local horizon of 10 deg.

6. Scientific operations, quick-look activities and data distribution

THESEUS being a GRB mission, it is expected that the SOC will take care of nominal routine mission observation planning with personnel in shift 7 days a week, 365 days per year. Starting with the list of successful proposals submitted at each yearly released announcement of opportunity, a long-term planning schedule is created using the standard science planning utilities. The core of the THESEUS observing program is, however, expected to be dominated by the follow-up of the detected GRB and other transient events. Therefore, detailed planning constraints (e.g., sky visibility, and mission resources such as power and telemetry) will need to be identified by the SOC on a daily time scale in order to shape the short term observational schedule. Payload operations exclusion windows, on-board resources envelopes for payload operations and final detailed checks against mission, environmental and resource constraints

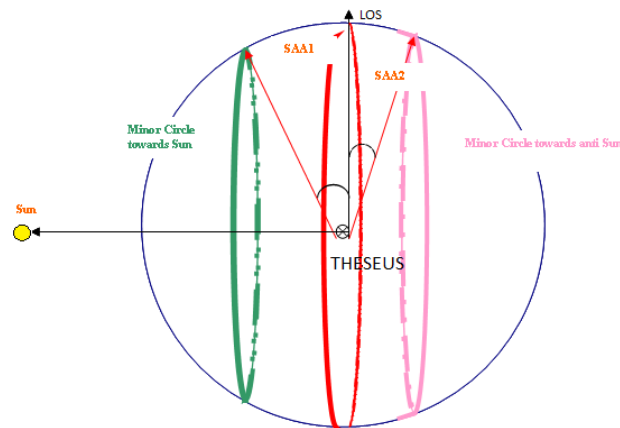


Figure 45: Schematic view of the Sun (SAA1) and Earth (SAA2) avoidance angles for the expected orbit of THESEUS; the resulting Field of Regard (FoR) is 67% of the full sky.

will have to be defined by the MOC on a similar timescale. The basic Mission Planning approach for all the routine science operations phases will be built on the experience of previous missions, such as XMM-Newton, Herschel and INTEGRAL. The rapid rescheduling imposed by the GRB nature of the mission will take advantage of the heritage gained through the Swift mission. The science observation plan will be modified for Target of Opportunities (ToOs) coming primarily from the XGIS and SXI transient event detections, but additional triggers can also be raised by other observatories at any wavelength. The mission will be designed to automatically re-point all classes of selected events detected by the SXI or the XGIS within minutes from the trigger. Longer reaction times are expected for external triggers. For non-GRB targets, a significant part of the traditional ToOs will be pre-proposed as part of the calls for observing proposals (i.e., Announcement of Opportunities, AOs). The proposal will include trigger criteria, plus planning information like coordinates, exposure times, instruments observational modes, etc. Also, ToO proposals can be made to the SOC for an observation of a target outside the AO process using the so-called Directors Discretionary Time (DDT). It is expected that the THESEUS Launch and Early Operations Phase (LEOP) will be concluded with the successful injection into the chosen orbit. During Commissioning Phase the instruments will gradually be configured to operating status, with end-to-end test of functionality of systems without relying on the cosmic X-ray signals. The planning cycles, up- and down-link functionality will be commissioned and the basic instrument modes exercised. Scientific commissioning and basic calibration verification will be completed with selected targets, including pointing and sensitivity stability demonstrations. During Performance Verification Phase (PV) selected targets will be observed to instruments capabilities, together with ToO, burst alert and ground segment capability confirmation. It is anticipated that normal science operations of the first Announcement of Opportunity (AO) and the Guaranteed Time Observations (GTO) targets will start after 6 months when satisfactory performance has been demonstrated.

During normal science operations the data from the spacecraft (excluding the short alert messages broadcasted from the TBAS - THESEUS burst alert system - through the TBAGS - THESEUS burst alert ground segment) is received at the MOC and sent in real time to the SOC where they are automatically processed into the lower level manageable FITS event files (including all relevant auxiliary files). Higher level data, including a set of pre-defined scientific products to be used for quick-look activities, are produced by a consortium-led Science Data Center (SDC). Data collected during the 6 months of the PV phase will be made public only after the validation of the SDC and the instrument operation centers, who lead the performance and health verification of the THESEUS instrument (together with calibration activities, supported by the SOC). All THESEUS data will be made promptly accessible to the community on a centralized archive (THESEUS science data archive, TSDA) as soon as they have been processed. The Swift and Fermi experience demonstrated that this strategy helps in maximizing the scientific usage of the data, and is anyway mandated by the urgency of time-domain astrophysics. The centralized archive, to be hosted at SOC, will thus be the primary repository for the science data products of all levels, and will be used as the central “hub” during all phases of the mission. It will also guarantee the long term exploitability of the mission heritage. The alerts provided by the THESEUS on-board detection and localization system will be monitored and analyzed by a

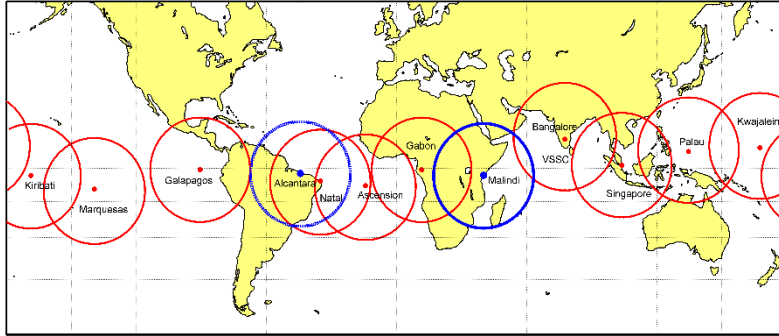


Figure 46: The main THESEUS ground station Malindi is indicated, together with a possible sub-set of the SVOM VHF ground antennas needed to receive and broadcast the THESEUS alert messages generated on-board.

dedicated alert center, but also distributed to the interested community immediately after the PV phase. Relevant events discovered in the THESEUS data will be eventually communicated by the SDC to the community through Astronomer Telegrams or GCNs.

Acknowledgements

S.E. acknowledges the financial support from contracts ASI-INAF I/009/10/0, NARO15 ASI-INAF I/037/12/0 and ASI 2015-046-R.0. R.H. acknowledges GA CR grant 13-33324S. S.V. research leading to these results has received funding from the European Union’s Seventh Framework Programme for research, technological development and demonstration under grant agreement no 606176. D.S. was supported by the Czech grant 16-01116S GA ČR. Maria Giovanna Dainotti acknowledges funding from the European Union through the Marie Curie Action FP7-PEOPLE-2013-IOF, under grant agreement No. 626267 (“Cosmological Candles”).

Complete author list and affiliations

C. Adami, Aix-Marseille Univ., CNRS, LAM, Laboratoire d’Astrophysique de Marseille, 13388 Marseille, France;
L. Amati, INAF-IASF Bologna, via P. Gobetti, 101. I-40129 Bologna, Italy;
A. Antonelli, ASDC, Via del Politecnico snc - 00133 Rome, Italy;
A. Argan, INAF-IAPS-Roma via Fosso del Cavaliere, 100, 00133, Rome, Italy;
J.-L. Atteia, IRAP, Université de Toulouse, CNRS, UPS, CNES, Toulouse, France;
P. Attina, GP Advanced Projects, Italy;
N. Auricchio, INAF-IASF Bologna, via P. Gobetti, 101. I-40129 Bologna, Italy;
Z. Bagoly, Eötvös University, Budapest, Hungary;
L. Balazs, MTA CSFK Konkoly Observatory, Konkoly-Thege M. út 13-17, Budapest, 1121, Hungary;
G. Baldazzi, INFN - Sezione di Bologna, Viale Berti Pichat 6/2, I-40127 Bologna, Italy; Department of Physics, University of Bologna, Viale Berti Pichat 6/2, I-40127 Bologna, Italy;
S. Basa, Aix-Marseille Univ., CNRS, LAM, Laboratoire d’Astrophysique de Marseille, 13388 Marseille, France;
R. Basak, The Oskar Klein Centre for Cosmoparticle Physics, AlbaNova, SE-106 91 Stockholm, Sweden; Department of Physics, KTH Royal Institute of Technology, AlbaNova University Center, SE-106 91 Stockholm, Sweden;
P. Bellutti, FBK, via Sommarive, 18, 38123 Povo, Trento, Italy;
M. G. Bernardini, INAF - Osservatorio astronomico di Brera, Via E. Bianchi 46, Merate (LC), I-23807, Italy;
G. Bertuccio, Politecnico di Milano, Via Anzani 42, I-22100, Como, Italy; INFN Milano, Via Celoria 16, I-20133, Milano, Italy;
F. Bianco, Center for Cosmology and Particle Physics, New York University, 4 Washington Place, New York, NY 10003, USA;

A. Blain, Department of Physics and Astronomy, University of Leicester, Leicester LE1 7RH, UK;

S. Boci, Department of Physics, University of Tirana, Tirana, Albania;

M. Boer, ARTEMIS, CNRS UMR 5270, Université Côte d'Azur, Observatoire de la Côte d'Azur, boulevard de l'Observatoire, CS 34229, F-06304 Nice Cedex 04, France;

M. T. Botticella, INAF - Capodimonte Astronomical observatory Naples, Via Moiariello 16 I-80131, Naples, Italy;

E. Bozzo, Department of Astronomy, University of Geneva, ch. d'Écogia 16, CH-1290 Versoix, Switzerland;

O. Boulade, IRFU/Département d'Astrophysique, CEA, Université Paris-Saclay, F-91191, Gif-sur-Yvette, France;

J. Braga, INPE, Av. dos Astronautas 1758, 12227-010, S.J.Campos-SP, Brazil;

M. Branchesi, Università degli Studi di Urbino Carlo Bo, via A. Saffi 2, 61029, Urbino; INFN, Sezione di Firenze, via G. Sansone 1, 50019, Sesto Fiorentino, Italy;

S. Brandt, DTU Space - National Space Institute Elektrovej, Building 327, DK-2800 Kongens Lyngby, Denmark;

M. Briggs, Center for Space Plasma and Aeronomic Research, University of Alabama in Huntsville, 320 Sparkman Drive, Huntsville, AL 35805, USA;

E. Brocato, INAF - Astronomico di Teramo, Mentore Maggini s.n.c., 64100 Teramo, Italy;

C. Budtz-Jorgensen, DTU Space - National Space Institute Elektrovej, Building 327, DK-2800 Kongens Lyngby, Denmark;

A. Bulgarelli, INAF/IASF - Bologna, Via Gobetti 101, I-40129 Bologna, Italy;

L. Burderi, Dipartimento di Fisica, Università degli Studi di Cagliari, SP Monserrato-Sestu km 0.7, 09042 Monserrato, Italy;

C. Butler, INAF-IASF Bologna, via P. Gobetti, 101. I-40129 Bologna, Italy;

P. Callanan, Department of Physics, University College Cork, Ireland;

J. Camp, Astrophysics Science Division, Goddard Space Flight Center, Greenbelt, Md 20771;

R. Campana, INAF/IASF-Bologna, via Piero Gobetti 101, I-40129, Bologna, Italy;

S. Campana, INAF - Osservatorio astronomico di Brera, Via E. Bianchi 46, Merate (LC), I-23807, Italy;

E. Campolongo, OHB-Italia, Via Gallarate, 150 20151 Milano, ITALY;

F. Capitanio, INAF-IAPS-Roma via Fosso del Cavaliere, 100, 00133, Rome, Italy;

S. Capozziello, Dipartimento di Fisica, Università di Napoli Federico II, Via Cinthia, I-80126, Napoli, Italy;

J. Caruana, Department of Physics, University of Malta, Msida MSD 2080, Malta; Institute of Space Sciences & Astronomy, University of Malta, Msida MSD 2080, Malta;

P. Casella, INAF-Osservatorio Astronomico di Roma, Via Frascati 33, I-00040 Monte Porzio Catone, Italy;

A. Castro-Tirado, IAA-CSIC, P.O. Box 03004, E-18080, Granada, Spain;

B. Cenko, Astrophysics Science Division, NASA Goddard Space Flight Center, Mail Code 661, Greenbelt, MD 20771, USA; Joint Space-Science Institute, University of Maryland, College Park, MD 20742, USA;

A. Celotti, SISSA, via Bonomea 265, I-34136 Trieste, Italy; INAF-Osservatorio Astronomico di Brera, via Bianchi 46, I-23807 Merate (LC), Italy; INFN - Sezione di Trieste, via Valerio 2, I-34127 Trieste, Italy;

P. Chardonnet, LAPTh, Univ. de Savoie, CNRS, B.P. 110, Annecy-le-Vieux F-74941, France; National Research Nuclear University MEPhI, 31 Kashirskoe Sh., Moscow 115409, Russia;

Y. Chen, Institute of High Energy Physics, Beijing 100049, China;

B. Ciardi, Max Planck Institute for Astrophysics, Karl-Schwarzschild-Str. 1, 85741 Garching, Germany;

R. Ciolfi, INAF, Osservatorio Astronomico di Padova, Vicolo dell' Osservatorio 5, I-35122 Padova, Italy; INFN-TIFPA, Trento Institute for Fundamental Physics and Applications, via Sommarive 14, I-38123 Trento, Italy;

S. Colafrancesco, School of Physics, University of Witwatersrand, Private Bag 3, Wits-2050, Johannesburg, South Africa;

M. Colpi, Dipartimento di Fisica G. Occhialini, Università degli Studi di Milano Bicocca, Piazza della Scienza 3, 20126 Milano, Italy; INFN, Sezione di Milano-Bicocca, Piazza della Scienza 3, 20126 Milano, Italy;

A. Comastri, INAF, Osservatorio Astronomico di Bologna, Via Piero Gobetti, 93/3, 40129 Bologna, Italy;

V. Connaughton, Universities Space Research Association, NSSTC, 320 Sparkman Drive, Huntsville, AL 35805, USA;

B. Cordier, IRFU/Département d'Astrophysique, CEA, Université Paris-Saclay, F-91191, Gif-sur-Yvette, France;

C. Contini, OHB-Italia, Via Gallarate, 150 20151 Milano, ITALY;

S. Covino, INAF-Brera Astronomical Observatory, Via Bianchi 46, 23807, Merate (LC), Italy;

J.-G. Cuby, LAM, Laboratoire d'Astrophysique de Marseille, 13388 Marseille, France;

P. D'Avanzo, INAF - Osservatorio astronomico di Brera, Via E. Bianchi 46, Merate (LC), I-23807, Italy;

M. Dadina, INAF-IASF Bologna, via P. Gobetti, 101. I-40129 Bologna, Italy;

M. G. Dainotti, Department of Physics & Astronomy, Stanford University, Via Pueblo Mall 382, Stanford CA, 94305-4060, USA;

V. D'Elia, Space Science Data Center (SSDC), Agenzia Spaziale Italiana, via del Politecnico, s.n.c., I-00133, Roma, Italy; INAF-Osservatorio Astronomico di Roma, Via Frascati 33, I-00040 Monte Porzio Catone, Italy;

A. De Luca, INAF - Istituto di Astrofisica Spaziale e Fisica Cosmica Milano, Via E. Bassini 15, I-20133 Milano, Italy;

D. De Martino, INAF - Capodimonte Astronomical observatory Naples, Via Moiariello 16 I-80131, Naples, Italy;

M. De Pasquale, Department of Astronomy and Space Sciences, Istanbul University, Beyazit, 34119, Istanbul, Turkey;

E. Del Monte, INAF-IAPS-Roma via Fosso del Cavaliere, 100, 00133, Rome, Italy;

M. Della Valle, INAF-Osservatorio Astronomico di Capodimonte, salita Moiariello 16, 80131, Napoli, Italy; International Center for Relativistic Astrophysics, Piazzale della Repubblica 2, 65122, Pescara, Italy;

A. Drago, INFN, Via Enrico Fermi 40, Frascati, Italy;

Y.-W. Dong, Institute of High Energy Physics, Beijing 100049, China;

G. Erdos, Wigner Research Centre for Physics, Hungarian Academy of Sciences, P.O. Box 49, H-1525 Budapest, Hungary;

S. Ettori, INAF, Osservatorio Astronomico di Bologna, Via Piero Gobetti, 93/3, 40129 Bologna, Italy; INFN, Sezione di Bologna, viale Bertini Pichat 6/2, 40127 Bologna, Italy;

Y. Evangelista, INAF-IAPS-Roma via Fosso del Cavaliere, 100, 00133, Rome, Italy;

M. Feroci, INAF-IAPS-Roma via Fosso del Cavaliere, 100, 00133, Rome, Italy;

A. Ferrara, Scuola Normale Superiore, Piazza dei Cavalieri 7, I-56126 Pisa, Italy; Kavli IPMU, The University of Tokyo, 5-1-5 Kashiwanoha, Kashiwa 277-8583, Japan;

F. Finelli, INAF-IASF Bologna, via P. Gobetti, 101. I-40129 Bologna, Italy;

M. Fiorini, INAF - Istituto di Astrofisica Spaziale e Fisica Cosmica Milano, Via E. Bassini 15, I-20133 Milano, Italy;

F. Frontera, Department of Physics and Earth Sciences, University of Ferrara, Via Saragat 1, I-44122 Ferrara, Italy, and INAF-IASF, Via Gobetti, 101, I-40129 Bologna, Italy;

F. Fuschino, INAF-IASF Bologna, via P. Gobetti, 101. I-40129 Bologna, Italy;

J. Fynbo, Dark Cosmology Centre, Niels Bohr Institute, University of Copenhagen, Juliane Maries Vej 30, DK-2100 Copenhagen, Denmark;

A. Gal-Yam, Department of Particle Physics and Astrophysics, Faculty of Physics, Weizmann Institute of Science, Rehovot 76100, Israel;

P. Gandhi, Department of Physics & Astronomy, University of Southampton, Highfield, Southampton SO17 1BJ, UK;

B. Gendre, University of the Virgin Islands, 2 John Brewer's Bay, 00802 St Thomas, US Virgin Islands; Etelman Observatory, Bonne Resolution, St Thomas, US Virgin Islands;

G. Ghirlanda, INAF - Osservatorio astronomico di Brera, Via E. Bianchi 46, Merate (LC), I-23807, Italy;

G. Ghisellini, INAF - Osservatorio astronomico di Brera, Via E. Bianchi 46, Merate (LC), I-23807, Italy;

P. Giommi, Italian Space Agency, ASI, via del Politecnico snc, 00133 Roma, Italy;

A. Gomboc, Centre for Astrophysics and Cosmology, University of Nova Gorica, Vipavska 11c, 5270 Ajdovščina, Slovenia;

D. Götz, IRFU/Département d'Astrophysique, CEA, Université Paris-Saclay, F-91191, Gif-sur-Yvette, France;

A. Grado, INAF - Capodimonte Astronomical observatory Naples, Via Moiariello 16 I-80131, Naples, Italy;

J. Greiner, Max Planck Institute for Astrophysics, Karl-Schwarzschild-Str. 1, 85741 Garching, Germany;

C. Guidorzi, Department of Physics and Earth Sciences, University of Ferrara, Via Saragat 1, I-44122 Ferrara, Italy;

S. Guiriec, Department of Physics, The George Washington University, 725 21st Street NW, Washington, DC 20052, USA; NASA Goddard Space Flight Center, Greenbelt, MD 20771, USA; Department of Astronomy, University of Maryland, College Park, MD 20742, USA; Center for Research and Exploration in Space Science and Technology (CRESST), Greenbelt, MD 20771, USA;

M. Hafizi, Department of Physics, University of Tirana, Tirana, Albania;

L. Hanlon, Space Science Group, School of Physics, University College Dublin, Belfield, Dublin 4, Ireland;

J. Harms, Universit degli Studi di Urbino Carlo Bo, I-61029 Urbino, Italy;

M. Hernanz, Institute of Space Sciences (IEECCSIC), Carrer de Can Magrans s/n, E-08193 Barcelona, Spain;

J. Hjorth, Dark Cosmology Centre, Niels Bohr Institute, University of Copenhagen, Juliane Maries Vej 30, DK-2100 Copenhagen, Denmark;

A. Hornstrup, DTU Space - National Space Institute Elektrovej, Building 327, DK-2800 Kongens Lyngby, Denmark;

R. Hudec, Czech Technical University, Faculty of Electrical Engineering, Prague 16627, Czech Republic; Kazan Federal University, Kazan 420008, Russian Federations;

I. Hutchinson, Department of Physics and Astronomy, University of Leicester, Leicester LE1 7RH, UK;

G. Israel, INAF-Osservatorio Astronomico di Roma, Via Frascati 33, I-00040 Monte Porzio Catone, Italy;

L. Izzo, Instituto de Astrofísica de Andalucía (IAA-CSIC), Glorieta de la Astronomía s/n, 18008 Granada, Spain;

P. Jonker, SRON, Netherlands Institute for Space Research, Sorbonnelaan 2, NL-3584 CA Utrecht, The Netherlands; Department of Astrophysics/IMAPP, Radboud University, P.O. Box 9010, NL-6500 GL Nijmegen, The Netherlands;

Y. Kaneko, Faculty of Engineering and Natural Sciences, Sabanc University, Orhanlı Tuzla, Istanbul 34956, Turkey;

N. Kawai, Department of Physics, Tokyo Institute of Technology, 2-12-1 Ookayama, Meguro-ku, Tokyo 152-8551;

L. Kiss, Konkoly Observatory, Research Centre for Astronomy and Earth Sciences, Hungarian Academy of Sciences, Konkoly Thege Miklós út 15-17, H-1121 Budapest, Hungary;

K. Wiersema, Department of Physics and Astronomy, University of Leicester, Leicester LE1 7RH, UK ;

S. Korpela, University of Helsinki, Department of Physics, P.O.Box 48 FIN-00014 University of Helsinki, Finland;

P. Kumar, Department of Astronomy, University of Texas at Austin, Austin, TX 78712, USA;

I. Kuvvetli, DTU Space - National Space Institute Elektrovej, Building 327, DK-2800 Kongens Lyngby, Denmark;

C. Labanti, INAF-IASF Bologna, via P. Gobetti, 101. I-40129 Bologna, Italy;

M. Lavagna, Politecnico di Milano, Via La Masa 1, 20156 Milano, Italy;

V. Lebrun, LAM, Laboratoire d'Astrophysique de Marseille, 13388 Marseille, France;

E. Le Floch, IRFU/Département d'Astrophysique, CEA, Université Paris-Saclay, F-91191, Gif-sur-Yvette, France;

T. Li, Department of Engineering Physics and Center for Astrophysics, Tsinghua University, Beijing, China;

F. Longo, Department of Physics, University of Trieste, via Valerio 2, Trieste, Italy; INFN Trieste, via Valerio 2, Trieste, Italy;

F. Lu, Institute of High Energy Physics, Beijing 100049, China;

M. Lyutikov, Department of Physics, Purdue University, 525 Northwestern Avenue, West Lafayette, IN 47907-2036 and Department of Physics and McGill Space Institute, McGill University, 3600; University Street, Montreal, Quebec H3A 2T8, Canada;

A. MacFadyen, Center for Cosmology and Particle Physics, New York University, New York, NY, USA;

U. Maio, Leibniz Institut für Astrophysik, An der Sternwarte 16, 14482 Potsdam, Germany; INAF-Osservatorio Astronomico di Trieste, via G. Tiepolo 11, 34131 Trieste, Italy;

E. Maiorano, INAF-IASF Bologna, via Piero Gobetti 101, I-40129 Bologna, Italy;

G. Malaguti, INAF-IASF Bologna, via Piero Gobetti 101, I-40129 Bologna, Italy;

P. Malcovati, Department of Electrical, Computer, and Biomedical Engineering, University of Pavia, Pavia, Italy;

D. Malesani, Dark Cosmology Centre, Niels Bohr Institute, University of Copenhagen, Juliane Maries Vej 30, DK-2100 Copenhagen, Denmark;

L. Maraschi, INAF - Osservatorio astronomico di Brera, Via E. Bianchi 46, Merate (LC), I-23807, Italy;

R. Margutti, Center for Interdisciplinary Exploration and Research in Astrophysics (CIERA) and Department of Physics and Astrophysics, Northwestern University, Evanston, IL 60208, USA;

M. Marisaldi, INAF-IASF Bologna, via Piero Gobetti 101, I-40129 Bologna, Italy;

A. Martin-Carrillo, Space Science Group, School of Physics, University College Dublin, Belfield, Dublin 4, Ireland;

N. Masetti, INAF-IASF Bologna, via Piero Gobetti, 101, I-40129 Bologna, Italy; Departamento de Ciencias Físicas, Universidad Andrés Bello, Fernández Concha 700, Las Condes, Santiago, Chile;

S. McBreen, School of Physics, University College Dublin, Belfield, Stillorgan Road, Dublin 4, Ireland;

A. Melandri, INAF - Osservatorio Astronomico di Brera, via E. Bianchi 36, I-23807 Merate (LC), Italy;

S. Mereghetti, INAF - IASF Milano, Via E. Bassini 15, 20133 Milano, Italy;

R. Mignani, INAF - Istituto di Astrofisica Spaziale e Fisica Cosmica Milano, via E. Bassini 15, 20133, Milano, Italy; Janusz Gil Institute of Astronomy, University of Zielona Góra, Lubuska 2, 65-265, Zielona Góra, Poland;

M. Modjaz, Center for Cosmology and Particle Physics, Department of Physics, New York University, 726 Broadway

office 1044, New York, NY 10003, USA ;

G. Morgante, INAF-IASF Bologna, via Piero Gobetti, 101, I-40129 Bologna, Italy;

B. Morelli, OHB-Italia, Via Gallarate, 150 20151 Milano, ITALY;

D. Morris, Etelman Observatory, St. Thomas, United States Virgin Islands 00802, USA; College of Science and Math, University of Virgin Islands, St. Thomas, United States Virgin Islands 00802, USA;

C. Mundell, Department of Physics, University of Bath, Claverton Down, Bath BA2 7AY, UK;

H. U. Nargaard-Nielsen, DTU Space - National Space Institute Elektrovej, Building 327, DK-2800 Kongens Lyngby, Denmark;

S. Nagataki, Astrophysical Big Bang Laboratory (ABBL), RIKEN, Saitama 351-0198, Japan;

L. Nicastro, INAF - Istituto di Astrofisica Spaziale e Fisica Cosmica, Via Piero Gobetti 101, I-40129 Bologna, Italy;

P. O'Brien, Department of Physics and Astronomy, University of Leicester, Leicester LE1 7RH, UK;

N. Omodei, W. W. Hansen Experimental Physics Laboratory, Kavli Institute for Particle Astrophysics and Cosmology, Department of Physics and SLAC National Accelerator Laboratory, Stanford University, Stanford, CA 94305, USA;

M. Orlandini, INAF-IASF Bologna, via Piero Gobetti, 101, I-40129 Bologna, Italy;

P. Orleanski, Space Research Center of the Polish Academy of Sciences, Warsaw, Poland;

J. P. Osborne, Department of Physics and Astronomy, University of Leicester, Leicester LE1 7RH, UK;

A. Paizis, INAF - IASF Milano, Via E. Bassini 15, 20133 Milano, Italy;

E. Palazzi, INAF-IASF Bologna, via Piero Gobetti, 101, I-40129 Bologna, Italy;

S. Paltani, Department of Astronomy, University of Geneva, ch. d'Écogia 16, CH-1290 Versoix, Switzerland;

F. Panessa, INAF-IAPS-Roma via Fosso del Cavaliere, 100, 00133, Rome, Italy;

G. Pareschi, INAF - Osservatorio astronomico di Brera, Via E. Bianchi 46, Merate (LC), I-23807, Italy;

P. Páta, Department of Radioelectronics, Faculty of Electrical Engineering, Czech Technical University in Prague, Technická 2, 166 27 Prague 6, Czech Republic;

A. Pe'er, Department of Physics, University College Cork, Ireland;

A. V. Penacchioni, ICRA Net, Piazza della Repubblica 10, I-65122 Pescara, Italy; ASI Science Data Center, Via del Politecnico s.n.c., I-00133 Rome, Italy; Department of Physical Sciences, Earth and Environment, University of Siena, Via Roma 56, I-53100 Siena, Italy;

V. Petrosian, W. W. Hansen Experimental Physics Laboratory, Kavli Institute for Particle Astrophysics and Cosmology, Department of Physics and SLAC National Accelerator Laboratory, Stanford University, Stanford, CA 94305, USA;

E. Pian, Scuola Normale Superiore, Piazza dei Cavalieri 7, I-56126 Pisa, Italy;

E. Piedipalumbo, Dipartimento di Fisica, Università degli Studi di Napoli Federico II, Compl. Univ. Monte S. Angelo, 80126 Naples, Italy; INFN, Sez. di Napoli, Compl. Univ. Monte S. Angelo, Edificio 6, via Cinthia, 80126 Napoli, Italy;

T. Piran, Racah Institute of Physics, The Hebrew University of Jerusalem, Jerusalem 91904, Israel;

P. Piranomonte, INAF-Osservatorio Astronomico di Roma, Via Frascati 33, I-00040 Monte Porzio Catone, Italy;

L. Piro, INAF-IAPS-Roma via Fosso del Cavaliere, 100, 00133, Rome, Italy;

A. Rachevski, INFN - Sezione di Trieste, via Valerio 2, I-34127 Trieste, Italy;

G. Rauw, Université de Liège, Quartier Agora, Allée du 6 Août 19c, B-4000 Sart Tilman, Liège, Belgium;

M. Razzano, Department of Physics, University of Pisa and INFN-Pisa, Pisa, I-56127;

A. Read, Department of Physics and Astronomy, University of Leicester, Leicester LE1 7RH, UK;

V. Reglero, Image Processing Laboratory, University of Valencia C/Catedrático Jose Beltrán, 2, 46980 Paterna (Valencia), Spain;

E. Renotte, Centre Spatial de Liège, Parc Scientifique du Sart Tilman Avenue du Prè-Aily, 4031 Angleur-Liège, Belgium;

L. Rezzolla, Institut für Theoretische Physik, Johann Wolfgang Goethe-Universität, Max-von-Laue-Straße 1, 60438 Frankfurt, Germany; Frankfurt Institute for Advanced Studies, Ruth-Moufang-Straße 1, 60438 Frankfurt, Germany;

J. Rhoads, School of Earth and Space Exploration, Arizona State University, Tempe, AZ 85287, USA; Astrophysics Science Division, Goddard Space Flight Center, 8800 Greenbelt Road, Greenbelt, MD 20771, USA;

T. Rodic, SPACE-SI, Slovenian Centre of Excellence for Space Sciences and Technologies, Ljubljana, Slovenia;

P. Romano, INAF-Osservatorio Astronomico di Brera, via E. Bianchi, 46. I-23807 Merate, Italy;

P. Rosati, Universita degli Studi di Ferrara, Via Saragat 1, Ferrara, Italy;

A. Rossi, INAF-IASF Bologna, via P. Gobetti, 101. I-40129 Bologna, Italy;

R. Ruffini, ICRANet, P.zza della Repubblica 10, 65122 Pescara, Italy; ICRA and Dipartimento di Fisica, Sapienza Università di Roma, P.le Aldo Moro 5, 00185 Rome, Italy;

F. Ryde, The Oskar Klein Centre for Cosmoparticle Physics, AlbaNova, SE-106 91 Stockholm, Sweden; Department of Physics, KTH Royal Institute of Technology, AlbaNova University Center, SE-106 91 Stockholm, Sweden;

L. Sabau-Graziati, Division de Ciencias del Espacio (INTA), Torrejon de Ardoz, Madrid, Spain;

R. Salvaterra, INAF - Istituto di Astrofisica Spaziale e Fisica Cosmica Milano, via E. Bassini 15, 20133, Milano, Italy ;

A. Santangelo, Institut für Astronomie und Astrophysik, Abteilung Hochenergieastrophysik, Kepler Center for Astro and Particle Physics, Eberhard Karls Universität, Sand 1, D 72076 Tübingen, Germany;

S. Savaglio, Physics Dept., University of Calabria, via P. Bucci, 87036, Arcavacata di Rende, Italy;

V. Sguera, INAF-IASF Bologna, via P. Gobetti, 101. I-40129 Bologna, Italy;

P. Schady, Max Planck Institute for extraterrestrial Physics, Giessenbachstrasse 1, 85748 Garching, Germany;

M. Sims, Department of Physics and Astronomy, University of Leicester, Leicester LE1 7RH, UK;

W. Skidmore, Warren Skidmore, Thirty Meter Telescope International Observatory, 100 W. Walnut St., Suite 300, Pasadena, CA 91124, USA;

L. Song, Key Laboratory of Particle Astrophysics, Institute of High Energy Physics, Chinese Academy of Sciences, Beijing 100049, China;

J. Soomin, Instituto de Astrofisica de Andalucia (IAA-CSIC), Glorieta de la Astronomia s/n, 18008 Granada, Spain;

E. Stanway, Department of Physics, University of Warwick, Gibbet Hill Road, Coventry, CV4 7AL, UK;

R. Starling, University of Leicester, Department of Physics and Astronomy and Leicester Institute of Space and Earth Observation, University Road, Leicester LE1 7RH, UK;

G. Stratta, Università degli Studi di Urbino Carlo Bo, I-61029 Urbino, Italy;

D. Szécsi, Astronomical Institute of the Czech Academy of Sciences, Fričova 298, 25165 Ondřejov, Czech Republic; School of Physics and Astronomy and Institute of Gravitational Wave Astronomy, University of Birmingham, Edgbaston, Birmingham B15 2TT, UK;

G. Tagliaferri, INAF - Osservatorio astronomico di Brera, Via E. Bianchi 46, Merate (LC), I-23807, Italy;

N. Tanvir, University of Leicester, Department of Physics and Astronomy and Leicester Institute of Space & Earth Observation, University Road, Leicester, LE1 7RH, UK;

C. Tenzer, Institut für Astronomie und Astrophysik, Abteilung Hochenergieastrophysik, Kepler Center for Astro and Particle Physics, Eberhard Karls Universität, Sand 1, D 72076 Tübingen, Germany

M. Topinka, Dublin Institute for Advanced Studies, School of Cosmic Physics, 31 Fitzwilliam Place, Dublin 2, Ireland;

E. Troja, Department of Astronomy, University of Maryland, College Park, Maryland 20742-4111, USA; NASA Goddard Space Flight Center, 8800 Greenbelt Rd, Greenbelt, Maryland 20771, USA;

Y. Urata, Institute of Astronomy, National Central University, Chung-Li 32054, Taiwan

M. Uslenghi, INAF-IASF, via E. Bassini 15, 20133 Milano, Italy;

A. Vacchi, INFN Trieste, via Valerio 2, Trieste, Italy;

L. Valenziano, INAF/IASF Bologna, via Gobetti 101, Bologna, Italy;

M. van Putten, Sejong University, 98 Gunja-Dong Gwangin-gu, Seoul 143-747, Korea;

E. Vanzella, INAF Osservatorio Astronomico di Bologna, via Ranzani 1, 40127 Bologna, Italy;

S. Vercellone, INAF-Osservatorio Astronomico di Brera, via E. Bianchi, 46. I-23807 Merate, Italy;

S. Vergani, GEPI, Observatoire de Paris, PSL Research University, CNRS, Place Jules Janssen, 92190 Meudon, France; INAF/Osservatorio Astronomico di Brera, via Bianchi 46, 23807 Merate (LC), Italy;

G. Vianello, SLAC National Accelerator Laboratory, Stanford University, Stanford, CA 94305, USA;

S. Vinciguerra, Institute of Gravitational Wave Astronomy & School of Physics and Astronomy, University of Birmingham, Birmingham, B15 2TT, United Kingdom;

D. Watson, Dark Cosmology Centre, Niels Bohr Institute, University of Copenhagen, Juliane Maries Vej 30, DK-2100 Copenhagen, Denmark;

R. Willingale, Department of Physics and Astronomy, University of Leicester, Leicester LE1 7RH, UK

C. Wilson-Hodge, NASA/Marshall Space Flight Center, Huntsville, AL, USA;

S. Vojtech, Astronomical Institute Academy of Sciences of the Czech Republic, Fricova 1, Ondrejov, CZ-25165, Czech Republic;
D. Yonetoku, Faculty of Mathematics and Physics, Kanazawa University, Ishikawa 920-1192, Japan;
G. Zampa, INFN Trieste, via Valerio 2, Trieste, Italy;
N. Zampa, INFN Trieste, via Valerio 2, Trieste, Italy;
B. Zhang, Department of Physics and Astronomy, University of Nevada, Las Vegas, NV 89154, USA;
B. B. Zhang, IAA-CSIC, P.O. Box 03004, E-18080, Granada, Spain;
S. Zhang, Institute of High Energy Physics, Beijing 100049, China;
S.-N. Zhang, Institute of High Energy Physics, Beijing 100049, China;
J. Zicha, Department of Instrumentation and Control Engineering, Faculty of Mechanical Engineering, Czech Technical University in Prague, Technicka 4, 166 07 Praha 6, Czech Republic

References

- Abadie, J., Abbott, B. P., Abbott, R., Accadia, T., Acernese, F., Adhikari, R., Ajith, P., Allen, B., Allen, G., Amador Ceron, E., & et al. (2010). All-sky search for gravitational-wave bursts in the first joint LIGO-GEO-Virgo run. *Phys. Rev. D*, *81*, 102001. doi:[10.1103/PhysRevD.81.102001](https://doi.org/10.1103/PhysRevD.81.102001). [arXiv:1002.1036](https://arxiv.org/abs/1002.1036).
- Abbasi, R., Abdou, Y., Abu-Zayyad, T., Ackermann, M., Adams, J., Aguilar, J. A., Ahlers, M., Altmann, D., Andeen, K., Auffenberg, J., & et al. (2012). An absence of neutrinos associated with cosmic-ray acceleration in gamma-ray bursts. *Nature*, *484*, 351–354. doi:[10.1038/nature11068](https://doi.org/10.1038/nature11068). [arXiv:1204.4219](https://arxiv.org/abs/1204.4219).
- Abbott, B. P., Abbott, R., Abbott, T. D., Abernathy, M. R., Acernese, F., Ackley, K., Adams, C., Adams, T., Addesso, P., Adhikari, R. X., & et al. (2016a). GW151226: Observation of Gravitational Waves from a 22-Solar-Mass Binary Black Hole Coalescence. *Physical Review Letters*, *116*, 241103. doi:[10.1103/PhysRevLett.116.241103](https://doi.org/10.1103/PhysRevLett.116.241103). [arXiv:1606.04855](https://arxiv.org/abs/1606.04855).
- Abbott, B. P., Abbott, R., Abbott, T. D., Abernathy, M. R., Acernese, F., Ackley, K., Adams, C., Adams, T., Addesso, P., Adhikari, R. X., & et al. (2016b). Properties of the Binary Black Hole Merger GW150914. *Physical Review Letters*, *116*, 241102. doi:[10.1103/PhysRevLett.116.241102](https://doi.org/10.1103/PhysRevLett.116.241102). [arXiv:1602.03840](https://arxiv.org/abs/1602.03840).
- Abbott, B. P., Abbott, R., Abbott, T. D., Acernese, F., Ackley, K., Adams, C., Adams, T., Addesso, P., Adhikari, R. X., Adya, V. B., & et al. (2017a). Gravitational Waves and Gamma-Rays from a Binary Neutron Star Merger: GW170817 and GRB 170817A. *ApJ*, *848*, L13. doi:[10.3847/2041-8213/aa920c](https://doi.org/10.3847/2041-8213/aa920c). [arXiv:1710.05834](https://arxiv.org/abs/1710.05834).
- Abbott, B. P., Abbott, R., Abbott, T. D., Acernese, F., Ackley, K., Adams, C., Adams, T., Addesso, P., Adhikari, R. X., Adya, V. B., & et al. (2017b). GW170817: Observation of Gravitational Waves from a Binary Neutron Star Inspiral. *Physical Review Letters*, *119*, 161101. doi:[10.1103/PhysRevLett.119.161101](https://doi.org/10.1103/PhysRevLett.119.161101). [arXiv:1710.05832](https://arxiv.org/abs/1710.05832).
- Abbott, B. P., Abbott, R., Abbott, T. D., Acernese, F., Ackley, K., Adams, C., Adams, T., Addesso, P., Adhikari, R. X., Adya, V. B., & et al. (2017c). Multi-messenger Observations of a Binary Neutron Star Merger. *ApJ*, *848*, L12. doi:[10.3847/2041-8213/aa91c9](https://doi.org/10.3847/2041-8213/aa91c9). [arXiv:1710.05833](https://arxiv.org/abs/1710.05833).
- Amati, L., & Della Valle, M. (2013). Measuring Cosmological Parameters with Gamma Ray Bursts. *International Journal of Modern Physics D*, *22*, 1330028. doi:[10.1142/S0218271813300280](https://doi.org/10.1142/S0218271813300280). [arXiv:1310.3141](https://arxiv.org/abs/1310.3141).
- Amati, L., Frontera, F., in't Zand, J. J. M., Capalbi, M., Landi, R., Soffitta, P., Vetere, L., Antonelli, L. A., Costa, E., Del Sordo, S., Feroci, M., Guidorzi, C., Heise, J., Masetti, N., Montanari, E., Nicastro, L., Palazzi, E., & Piro, L. (2004). Prompt and afterglow X-ray emission from the X-Ray Flash of 2002 April 27. *A&A*, *426*, 415–423. doi:[10.1051/0004-6361:20047146](https://doi.org/10.1051/0004-6361:20047146). [arXiv:astro-ph/0407166](https://arxiv.org/abs/astro-ph/0407166).
- Amati, L., Frontera, F., Tavani, M., in't Zand, J. J. M., Antonelli, A., Costa, E., Feroci, M., Guidorzi, C., Heise, J., Masetti, N., Montanari, E., Nicastro, L., Palazzi, E., Pian, E., Piro, L., & Soffitta, P. (2002). Intrinsic spectra and energetics of BeppoSAX Gamma-Ray Bursts with known redshifts. *A&A*, *390*, 81–89. doi:[10.1051/0004-6361:20020722](https://doi.org/10.1051/0004-6361:20020722). [arXiv:astro-ph/0205230](https://arxiv.org/abs/astro-ph/0205230).
- Amati, L., Frontera, F., Vietri, M., in't Zand, J. J. M., Soffitta, P., Costa, E., Del Sordo, S., Pian, E., Piro, L., Antonelli, L. A., Fiume, D. D., Feroci, M., Gandolfi, G., Guidorzi, C., Heise, J., Kuulkers, E., Masetti, N., Montanari, E., Nicastro, L., Orlandini, M., & Palazzi, E. (2000). Discovery of a Transient Absorption Edge in the X-ray Spectrum of GRB 990705. *Science*, *290*, 953–955. doi:[10.1126/science.290.5493.953](https://doi.org/10.1126/science.290.5493.953). [arXiv:astro-ph/0012318](https://arxiv.org/abs/astro-ph/0012318).
- Amati, L., Guidorzi, C., Frontera, F., Della Valle, M., Finelli, F., Landi, R., & Montanari, E. (2008). Measuring the cosmological parameters with the $E_{p,i}$ - E_{iso} correlation of gamma-ray bursts. *MNRAS*, *391*, 577–584. doi:[10.1111/j.1365-2966.2008.13943.x](https://doi.org/10.1111/j.1365-2966.2008.13943.x). [arXiv:0805.0377](https://arxiv.org/abs/0805.0377).
- Angel, J. R. P. (1979). Lobster eyes as X-ray telescopes. *ApJ*, *233*, 364–373. doi:[10.1086/157397](https://doi.org/10.1086/157397).
- Aschwanden, M. J., & Tsiklauri, D. (2009). The Hydrodynamic Evolution of Impulsively Heated Coronal Loops: Explicit Analytical Approximations. *ApJS*, *185*, 171–185. doi:[10.1088/0067-0049/185/1/171](https://doi.org/10.1088/0067-0049/185/1/171).
- Atek, H., Richard, J., Jauzac, M., Kneib, J.-P., Natarajan, P., Limousin, M., Schaerer, D., Jullo, E., Ebeling, H., Egami, E., & Clement, B. (2015). Are Ultra-faint Galaxies at $z = 6-8$ Responsible for Cosmic Reionization? Combined Constraints from the Hubble Frontier Fields Clusters and Parallels. *ApJ*, *814*, 69. [arXiv:1509.06764](https://arxiv.org/abs/1509.06764).
- Baiotti, L., & Rezzolla, L. (2017). Binary neutron star mergers: a review of Einstein richest laboratory. *Reports on Progress in Physics*, *80*, 096901. doi:[10.1088/1361-6633/aa67bb](https://doi.org/10.1088/1361-6633/aa67bb). [arXiv:1607.03540](https://arxiv.org/abs/1607.03540).
- Band, D. L. (2003). Comparison of the Gamma-Ray Burst Sensitivity of Different Detectors. *ApJ*, *588*, 945–951. doi:[10.1086/374242](https://doi.org/10.1086/374242). [arXiv:astro-ph/0212452](https://arxiv.org/abs/astro-ph/0212452).
- Basak, R., & Rao, A. R. (2013). Pulse-wise Amati correlation in Fermi gamma-ray bursts. *MNRAS*, *436*, 3082–3088. doi:[10.1093/mnras/stt1790](https://doi.org/10.1093/mnras/stt1790). [arXiv:1309.5233](https://arxiv.org/abs/1309.5233).
- Basak, R., & Rao, A. R. (2015). Thermal Emissions Spanning the Prompt and the Afterglow Phases of the Ultra-long GRB 130925A. *ApJ*, *807*, 34. doi:[10.1088/0004-637X/807/1/34](https://doi.org/10.1088/0004-637X/807/1/34). [arXiv:1505.03296](https://arxiv.org/abs/1505.03296).

- Bauswein, A., & Janka, H.-T. (2012). Measuring Neutron-Star Properties via Gravitational Waves from Neutron-Star Mergers. *Physical Review Letters*, *108*, 011101. doi:[10.1103/PhysRevLett.108.011101](https://doi.org/10.1103/PhysRevLett.108.011101). arXiv:[1106.1616](https://arxiv.org/abs/1106.1616).
- Benz, A. O., & Güdel, M. (2010). Physical Processes in Magnetically Driven Flares on the Sun, Stars, and Young Stellar Objects. *ARA&A*, *48*, 241–287. doi:[10.1146/annurev-astro-082708-101757](https://doi.org/10.1146/annurev-astro-082708-101757).
- Berger, E. (2014). Short-Duration Gamma-Ray Bursts. *ARA&A*, *52*, 43–105. doi:[10.1146/annurev-astro-081913-035926](https://doi.org/10.1146/annurev-astro-081913-035926). arXiv:[1311.2603](https://arxiv.org/abs/1311.2603).
- Bloom, J. S., Giannios, D., Metzger, B. D., Cenko, S. B., Perley, D. A., Butler, N. R., Tanvir, N. R., Levan, A. J., O’Brien, P. T., Strubbe, L. E., De Colle, F., Ramirez-Ruiz, E., Lee, W. H., Nayakshin, S., Quataert, E., King, A. R., Cucchiara, A., Guillochon, J., Bower, G. C., Fruchter, A. S., Morgan, A. N., & van der Horst, A. J. (2011). A Possible Relativistic Jetted Outburst from a Massive Black Hole Fed by a Tidally Disrupted Star. *Science*, *333*, 203. doi:[10.1126/science.1207150](https://doi.org/10.1126/science.1207150). arXiv:[1104.3257](https://arxiv.org/abs/1104.3257).
- Bloom, J. S., Holz, D. E., Hughes, S. A., Menou, K., Adams, A., Anderson, S. F., Becker, A., Bower, G. C., Brandt, N., Cobb, B., Cook, K., Corsi, A., Covino, S., Fox, D., Fruchter, A., Fryer, C., Grindlay, J., Hartmann, D., Haiman, Z., Kocsis, B., Jones, L., Loeb, A., Marka, S., Metzger, B., Nakar, E., Nissanke, S., Perley, D. A., Piran, T., Poznanski, D., Prince, T., Schnittman, J., Soderberg, A., Strauss, M., Shawhan, P. S., Shoemaker, D. H., Sievers, J., Stubbs, C., Tagliaferri, G., Ubertini, P., & Woźniak, P. (2009). Astro2010 Decadal Survey Whitepaper: Coordinated Science in the Gravitational and Electromagnetic Skies. *ArXiv e-prints*. arXiv:[0902.1527](https://arxiv.org/abs/0902.1527).
- Bozzo, E., Bhallerao, V., Pradhan, P., Tomsick, J., Romano, P., Ferrigno, C., Chaty, S., Oskinova, L., Manousakis, A., Walter, R., Falanga, M., Campana, S., Stella, L., Ramolla, M., & Chini, R. (2016). Multi-wavelength observations of IGR J17544-2619 from quiescence to outburst. *A&A*, *596*, A16. doi:[10.1051/0004-6361/201629311](https://doi.org/10.1051/0004-6361/201629311). arXiv:[1610.02648](https://arxiv.org/abs/1610.02648).
- Bozzo, E., Falanga, M., & Stella, L. (2008). Are There Magnetars in High-Mass X-Ray Binaries? The Case of Supergiant Fast X-Ray Transients. *ApJ*, *683*, 1031–1044. doi:[10.1086/589990](https://doi.org/10.1086/589990). arXiv:[0805.1849](https://arxiv.org/abs/0805.1849).
- Brown, E. F. (2004). Superburst Ignition and Implications for Neutron Star Interiors. *ApJ*, *614*, L57–L60. doi:[10.1086/425562](https://doi.org/10.1086/425562). arXiv:[astro-ph/0409032](https://arxiv.org/abs/astro-ph/0409032).
- Bucciantini, N., Metzger, B. D., Thompson, T. A., & Quataert, E. (2012). Short gamma-ray bursts with extended emission from magnetar birth: jet formation and collimation. *MNRAS*, *419*, 1537–1545. doi:[10.1111/j.1365-2966.2011.19810.x](https://doi.org/10.1111/j.1365-2966.2011.19810.x). arXiv:[1106.4668](https://arxiv.org/abs/1106.4668).
- Burrows, D. N., Kennea, J. A., Ghisellini, G., Mangano, V., Zhang, B., Page, K. L., Eracleous, M., Romano, P., Sakamoto, T., Falcone, A. D., Osborne, J. P., Campana, S., Beardmore, A. P., Breeveld, A. A., Chester, M. M., Corbet, R., Covino, S., Cummings, J. R., D’Avanzo, P., D’Elia, V., Esposito, P., Evans, P. A., Fugazza, D., Gelbord, J. M., Hiroi, K., Holland, S. T., Huang, K. Y., Im, M., Israel, G., Jeon, Y., Jeon, Y.-B., Jun, H. D., Kawai, N., Kim, J. H., Krimm, H. A., Marshall, F. E., P. Mészáros, Negoro, H., Omodei, N., Park, W.-K., Perkins, J. S., Sugizaki, M., Sung, H.-I., Tagliaferri, G., Troja, E., Ueda, Y., Urata, Y., Usui, R., Antonelli, L. A., Barthelmy, S. D., Cusumano, G., Giommi, P., Melandri, A., Perri, M., Racusin, J. L., Sbarufatti, B., Siegel, M. H., & Gehrels, N. (2011). Relativistic jet activity from the tidal disruption of a star by a massive black hole. *Nature*, *476*, 421–424. doi:[10.1038/nature10374](https://doi.org/10.1038/nature10374). arXiv:[1104.4787](https://arxiv.org/abs/1104.4787).
- Campana, S., Mangano, V., Blustin, A. J., Brown, P., Burrows, D. N., Chincarini, G., Cummings, J. R., Cusumano, G., Della Valle, M., Malesani, D., Mészáros, P., Nousek, J. A., Page, M., Sakamoto, T., Waxman, E., Zhang, B., Dai, Z. G., Gehrels, N., Immler, S., Marshall, F. E., Mason, K. O., Moretti, A., O’Brien, P. T., Osborne, J. P., Page, K. L., Romano, P., Roming, P. W. A., Tagliaferri, G., Cominsky, L. R., Giommi, P., Godet, O., Kennea, J. A., Krimm, H., Angelini, L., Barthelmy, S. D., Boyd, P. T., Palmer, D. M., Wells, A. A., & White, N. E. (2006). The association of GRB 060218 with a supernova and the evolution of the shock wave. *Nature*, *442*, 1008–1010. doi:[10.1038/nature04892](https://doi.org/10.1038/nature04892). arXiv:[astro-ph/0603279](https://arxiv.org/abs/astro-ph/0603279).
- Caruana, J., Bunker, A. J., Wilkins, S. M., Stanway, E. R., Lacy, M., Jarvis, M. J., Lorenzoni, S., & Hickey, S. (2012). No evidence for Lyman-alpha emission in spectroscopy of z 7 candidate galaxies. *MNRAS*, *427*, 3055–3070. doi:[10.1111/j.1365-2966.2012.21996.x](https://doi.org/10.1111/j.1365-2966.2012.21996.x). arXiv:[1208.5987](https://arxiv.org/abs/1208.5987).
- Caruana, J., Bunker, A. J., Wilkins, S. M., Stanway, E. R., Lorenzoni, S., Jarvis, M. J., & Ebert, H. (2014). Spectroscopy of z 7 candidate galaxies: using Lyman-alpha to constrain the neutral fraction of hydrogen in the high-redshift universe. *MNRAS*, *443*, 2831–2842. doi:[10.1093/mnras/stu1341](https://doi.org/10.1093/mnras/stu1341). arXiv:[1311.0057](https://arxiv.org/abs/1311.0057).
- Chassande-Mottin, E., LIGO Scientific Collaboration, & Virgo Collaboration (2010). Joint searches for gravitational waves and high-energy neutrinos. In *Journal of Physics Conference Series* (p. 012002). volume 243 of *Journal of Physics Conference Series*. doi:[10.1088/1742-6596/243/1/012002](https://doi.org/10.1088/1742-6596/243/1/012002).
- Cheung, C. C., Jean, P., Shore, S. N., Stawarz, Ł., Corbet, R. H. D., Knödlseder, J., Starrfield, S., Wood, D. L., Desiante, R., Longo, F., Pivato, G., & Wood, K. S. (2016). Fermi-LAT Gamma-Ray Detections of Classical Novae V1369 Centauri 2013 and V5668 Sagittarii 2015. *ApJ*, *826*, 142. doi:[10.3847/0004-637X/826/2/142](https://doi.org/10.3847/0004-637X/826/2/142). arXiv:[1605.04216](https://arxiv.org/abs/1605.04216).
- Cioffi, R. (2016). X-ray Flashes Powered by the Spindown of Long-lived Neutron Stars. *ApJ*, *829*, 72. doi:[10.3847/0004-637X/829/2/72](https://doi.org/10.3847/0004-637X/829/2/72). arXiv:[1606.01743](https://arxiv.org/abs/1606.01743).
- Cioffi, R., Lander, S. K., Manca, G. M., & Rezzolla, L. (2011). Instability-driven Evolution of Poloidal Magnetic Fields in Relativistic Stars. *ApJ*, *736*, L6. doi:[10.1088/2041-8205/736/1/L6](https://doi.org/10.1088/2041-8205/736/1/L6). arXiv:[1105.3971](https://arxiv.org/abs/1105.3971).
- Cioffi, R., & Rezzolla, L. (2012). Poloidal-field Instability in Magnetized Relativistic Stars. *ApJ*, *760*, 1. doi:[10.1088/0004-637X/760/1/1](https://doi.org/10.1088/0004-637X/760/1/1). arXiv:[1206.6604](https://arxiv.org/abs/1206.6604).
- Cioffi, R., & Siegel, D. M. (2015a). Short gamma-ray bursts from binary neutron star mergers: the time-reversal scenario. *ArXiv e-prints*. arXiv:[1505.01420](https://arxiv.org/abs/1505.01420).
- Cioffi, R., & Siegel, D. M. (2015b). Short Gamma-Ray Bursts in the “Time-reversal” Scenario. *ApJ*, *798*, L36. doi:[10.1088/2041-8205/798/2/L36](https://doi.org/10.1088/2041-8205/798/2/L36). arXiv:[1411.2015](https://arxiv.org/abs/1411.2015).
- Corsi, A., & Owen, B. J. (2011). Maximum gravitational-wave energy emissible in magnetar flares. *Phys. Rev. D*, *83*, 104014. doi:[10.1103/PhysRevD.83.104014](https://doi.org/10.1103/PhysRevD.83.104014). arXiv:[1102.3421](https://arxiv.org/abs/1102.3421).
- Coulter, D. A., Foley, R. J., Kilpatrick, C. D., Drout, M. R., Piro, A. L., Shappee, B. J., Siebert, M. R., Simon, J. D., Ulloa, N., Kasen, D., Madore, B. F., Murguía-Berthier, A., Pan, Y.-C., Prochaska, J. X., Ramirez-Ruiz, E., Rest, A., & Rojas-Bravo, C. (2017). Swope Supernova Survey 2017a (SSS17a), the Optical Counterpart to a Gravitational Wave Source. *ArXiv e-prints*. arXiv:[1710.05452](https://arxiv.org/abs/1710.05452).
- Cumming, A., & Macbeth, J. (2004). The Thermal Evolution following a Superburst on an Accreting Neutron Star. *ApJ*, *603*, L37–L40. doi:[10.1086/425562](https://doi.org/10.1086/425562).

- 1086/382873. [arXiv:astro-ph/0401317](#).
- Dainotti, M., Petrosian, V., Willingale, R., O'Brien, P., Ostrowski, M., & Nagataki, S. (2015a). Luminosity-time and luminosity-luminosity correlations for GRB prompt and afterglow plateau emissions. *MNRAS*, *451*, 3898–3908. doi:[10.1093/mnras/stv1229](#). [arXiv:1506.00702](#).
- Dainotti, M. G., Cardone, V. F., & Capozziello, S. (2008). A time-luminosity correlation for γ -ray bursts in the X-rays. *MNRAS*, *391*, L79–L83. doi:[10.1111/j.1745-3933.2008.00560.x](#). [arXiv:0809.1389](#).
- Dainotti, M. G., Cardone, V. F., Piedipalumbo, E., & Capozziello, S. (2013a). Slope evolution of GRB correlations and cosmology. *MNRAS*, *436*, 82–88. doi:[10.1093/mnras/stt1516](#). [arXiv:1308.1918](#).
- Dainotti, M. G., Del Vecchio, R., Shigehiro, N., & Capozziello, S. (2015b). Selection Effects in Gamma-Ray Burst Correlations: Consequences on the Ratio between Gamma-Ray Burst and Star Formation Rates. *ApJ*, *800*, 31. doi:[10.1088/0004-637X/800/1/31](#). [arXiv:1412.3969](#).
- Dainotti, M. G., Petrosian, V., Singal, J., & Ostrowski, M. (2013b). Determination of the Intrinsic Luminosity Time Correlation in the X-Ray Afterglows of Gamma-Ray Bursts. *ApJ*, *774*, 157. doi:[10.1088/0004-637X/774/2/157](#). [arXiv:1307.7297](#).
- Dainotti, M. G., Postnikov, S., Hernandez, X., & Ostrowski, M. (2016). A Fundamental Plane for Long Gamma-Ray Bursts with X-Ray Plateaus. *ApJ*, *825*, L20. doi:[10.3847/2041-8205/825/2/L20](#). [arXiv:1604.06840](#).
- Dalal, N., Holz, D. E., Hughes, S. A., & Jain, B. (2006). Short GRB and binary black hole standard sirens as a probe of dark energy. *Phys. Rev. D*, *74*, 063006. doi:[10.1103/PhysRevD.74.063006](#). [arXiv:astro-ph/0601275](#).
- Dall'Osso, S., Stratta, G., Guetta, D., Covino, S., De Cesare, G., & Stella, L. (2011). Gamma-ray bursts afterglows with energy injection from a spinning down neutron star. *A&A*, *526*, A121. doi:[10.1051/0004-6361/201014168](#). [arXiv:1004.2788](#).
- Davies, M. B., King, A., Rosswog, S., & Wynn, G. (2002). Gamma-Ray Bursts, Supernova Kicks, and Gravitational Radiation. *ApJ*, *579*, L63–L66. doi:[10.1086/345288](#). [arXiv:astro-ph/0204358](#).
- Demianski, M., Piedipalumbo, E., Sawant, D., & Amati, L. (2017). Cosmology with gamma-ray bursts. I. The Hubble diagram through the calibrated $E_{p,i}$ - E_{iso} correlation. *A&A*, *598*, A112. doi:[10.1051/0004-6361/201628909](#). [arXiv:1610.00854](#).
- Farinelli, R., Romano, P., Mangano, V., Ceccobello, C., Ducci, L., Vercellone, S., Esposito, P., Kennea, J. A., & Burrows, D. N. (2012). Swift observations of two supergiant fast X-ray transient prototypes in outburst. *MNRAS*, *424*, 2854–2863. doi:[10.1111/j.1365-2966.2012.21422.x](#). [arXiv:1205.7059](#).
- Favata, F. (2002). Large stellar flares: a review of recent novel results. In F. Favata, & J. J. Drake (Eds.), *Stellar Coronae in the Chandra and XMM-NEWTON Era* (p. 115). volume 277 of *Astronomical Society of the Pacific Conference Series*.
- Fernández, X., Gim, H. B., van Gorkom, J. H., Yun, M. S., Momjian, E., Popping, A., Chomiuk, L., Hess, K. M., Hunt, L., Kreckel, K., Lucero, D., Maddox, N., Oosterloo, T., Pisano, D. J., Verheijen, M. A. W., Hales, C. A., Chung, A., Dodson, R., Golap, K., Gross, J., Henning, P., Hibbard, J., Jaffé, Y. L., Donovan Meyer, J., Meyer, M., Sanchez-Barrantes, M., Schiminovich, D., Wicenec, A., Wilcots, E., Bershad, M., Scoville, N., Strader, J., Tremou, E., Salinas, R., & Chávez, R. (2016). Highest Redshift Image of Neutral Hydrogen in Emission: A CHILES Detection of a Starbursting Galaxy at $z = 0.376$. *ApJ*, *824*, L1. doi:[10.3847/2041-8205/824/1/L1](#). [arXiv:1606.00013](#).
- Fertig, D., Mukai, K., Nelson, T., & Cannizzo, J. K. (2011). The Fall and the Rise of X-Rays from Dwarf Novae in Outburst: RXTE Observations of VW Hydr and WW Ceti. *PASP*, *123*, 1054. doi:[10.1086/661949](#). [arXiv:1107.3142](#).
- Fong, W., Berger, E., Chornock, R., Margutti, R., Levan, A. J., Tanvir, N. R., Tunnicliffe, R. L., Czekala, I., Fox, D. B., Perley, D. A., Cenko, S. B., Zauderer, B. A., Laskar, T., Persson, S. E., Monson, A. J., Kelson, D. D., Birk, C., Murphy, D., Servillat, M., & Anglada, G. (2013). Demographics of the Galaxies Hosting Short-duration Gamma-Ray Bursts. *ApJ*, *769*, 56. doi:[10.1088/0004-637X/769/1/56](#). [arXiv:1302.3221](#).
- Friis, M., De Cia, A., Krühler, T., Fynbo, J. P. U., Ledoux, C., Vreeswijk, P. M., Watson, D. J., Malesani, D., Gorosabel, J., Starling, R. L. C., Jakobsson, P., Varela, K., Wiersema, K., Drachmann, A. P., Trotter, A., Thöne, C. C., de Ugarte Postigo, A., D'Elia, V., Elliott, J., Maturi, M., Goldoni, P., FriisGreiner, J., Haislip, J., Kaper, L., Knust, F., LaCluyze, A., Milvang-Jensen, B., Reichart, D., Schulze, S., Sudilovsky, V., Tanvir, N., & Vergani, S. D. (2015). The warm, the excited, and the molecular gas: GRB 121024A shining through its star-forming galaxy. *MNRAS*, *451*, 167–183. doi:[10.1093/mnras/stv960](#). [arXiv:1409.6315](#).
- Fryer, C. L., Holz, D. E., & Hughes, S. A. (2002). Gravitational Wave Emission from Core Collapse of Massive Stars. *ApJ*, *565*, 430–446. doi:[10.1086/324034](#). [arXiv:astro-ph/0106113](#).
- Fuschino, F., Labanti, C., Galli, M., Marisaldi, M., Bulgarelli, A., Gianotti, F., Trifoglio, M., Argan, A., Del Monte, E., Donnarumma, I., Feroci, M., Lazzarotto, F., Pacciani, L., Tavani, M., & Trois, A. (2008). Search of GRB with AGILE Minicalorimeter. *Nuclear Instruments and Methods in Physics Research A*, *588*, 17–21. doi:[10.1016/j.nima.2008.01.004](#).
- Gao, H., Ding, X., Wu, X.-F., Zhang, B., & Dai, Z.-G. (2013). Bright Broadband Afterglows of Gravitational Wave Bursts from Mergers of Binary Neutron Stars. *ApJ*, *771*, 86. doi:[10.1088/0004-637X/771/2/86](#). [arXiv:1301.0439](#).
- Gao, H., Zhang, B., & Lü, H.-J. (2016). Constraints on binary neutron star merger product from short GRB observations. *Phys. Rev. D*, *93*, 044065. doi:[10.1103/PhysRevD.93.044065](#). [arXiv:1511.00753](#).
- Gatti, E., & Rehak, P. (1984). Semiconductor drift chamber An application of a novel charge transport scheme. *Nuclear Instruments and Methods in Physics Research*, *225*, 608–614. doi:[10.1016/0167-5087\(84\)90113-3](#).
- Gezari, S., Chornock, R., Rest, A., Huber, M. E., Forster, K., Berger, E., Challis, P. J., Neill, J. D., Martin, D. C., Heckman, T., Lawrence, A., Norman, C., Narayan, G., Foley, R. J., Marion, G. H., Scolnic, D., Chomiuk, L., Soderberg, A., Smith, K., Kirshner, R. P., Riess, A. G., Smartt, S. J., Stubbs, C. W., Tonry, J. L., Wood-Vasey, W. M., Burgett, W. S., Chambers, K. C., Grav, T., Heasley, J. N., Kaiser, N., Kudritzki, R.-P., Magnier, E. A., Morgan, J. S., & Price, P. A. (2012). An ultraviolet-optical flare from the tidal disruption of a helium-rich stellar core. *Nature*, *485*, 217–220. doi:[10.1038/nature10990](#). [arXiv:1205.0252](#).
- Ghirlanda, G., Ghisellini, G., Lazzati, D., & Firmani, C. (2004). Gamma-Ray Bursts: New Rulers to Measure the Universe. *ApJ*, *613*, L13–L16. doi:[10.1086/424915](#). [arXiv:astro-ph/0408350](#).
- Ghirlanda, G., Salafia, O. S., Pescalli, A., Ghisellini, G., Salvaterra, R., Chassande-Mottin, E., Colpi, M., Nappo, F., D'Avanzo, P., Melandri, A., Bernardini, M. G., Branchesi, M., Campana, S., Ciolfi, R., Covino, S., Götz, D., Vergani, S. D., Zennaro, M., & Tagliaferri, G. (2016). Short gamma-ray bursts at the dawn of the gravitational wave era. *A&A*, *594*, A84. doi:[10.1051/0004-6361/201628993](#). [arXiv:1607.07875](#).
- Ghirlanda, G., Salvaterra, R., Ghisellini, G., Mereghetti, S., Tagliaferri, G., Campana, S., Osborne, J. P., O'Brien, P., Tanvir, N., Willingale, D., Amati, L., Basa, S., Bernardini, M. G., Burlon, D., Covino, S., D'Avanzo, P., Frontera, F., Götz, D., Melandri, A., Nava, L., Piro, L., & Vergani, S. D. (2015). Accessing the population of high-redshift Gamma Ray Bursts. *MNRAS*, *448*, 2514–2524. doi:[10.1093/mnras/stv183](#).

- [arXiv:1502.02676](#).
- Giacomazzo, B., Rezzolla, L., & Stergioulas, N. (2011). Collapse of differentially rotating neutron stars and cosmic censorship. *Phys. Rev. D*, *84*, 024022. doi:[10.1103/PhysRevD.84.024022](#). [arXiv:1105.0122](#).
- Grazian, A., Giallongo, E., Paris, D., Boutsia, K., Dickinson, M., Santini, P., Windhorst, R. A., Jansen, R. A., Cohen, S. H., Ashcraft, T. A., Scarlata, C., Rutkowski, M. J., Vanzella, E., Cusano, F., Cristiani, S., Giavalisco, M., Ferguson, H. C., Koekemoer, A., Grogan, N. A., Castellano, M., Fiore, F., Fontana, A., Marchi, F., Pedichini, F., Pentericci, L., Amorín, R., Barro, G., Bonchi, A., Bongiorno, A., Faber, S. M., Fumana, M., Galametz, A., Guaita, L., Kocevski, D. D., Merlin, E., Nonino, M., O’Connell, R. W., Pilo, S., Ryan, R. E., Sani, E., Speziali, R., Testa, V., Weiner, B., & Yan, H. (2017). Lyman continuum escape fraction of faint galaxies at $z \sim 3.3$ in the CANDELS/GOODS-North, EGS, and COSMOS fields with LBC. *A&A*, *602*, A18. doi:[10.1051/0004-6361/201730447](#). [arXiv:1703.00354](#).
- Greiner, J. (1996). Supersoft X-ray sources. Proceedings. In J. Greiner (Ed.), *Supersoft X-Ray Sources*. volume 472 of *Lecture Notes in Physics*, Berlin Springer Verlag.
- Greiner, J., Cuby, J. G., & McCaughrean, M. J. (2001). An unusually massive stellar black hole in the Galaxy. *Nature*, *414*, 522–525. doi:[10.1038/35107019](#). [arXiv:astro-ph/0111538](#).
- Greiner, J., Krühler, T., Klose, S., Afonso, P., Clemens, C., Filgas, R., Hartmann, D. H., Küpcü Yoldaş, A., Nardini, M., Olivares E., F., Rau, A., Rossi, A., Schady, P., & Updike, A. (2011). The nature of “dark” gamma-ray bursts. *A&A*, *526*, A30. doi:[10.1051/0004-6361/201015458](#). [arXiv:1011.0618](#).
- Greiner, J., Mazzali, P. A., Kann, D. A., Krühler, T., Pian, E., Prentice, S., Olivares E., F., Rossi, A., Klose, S., Taubenberger, S., Knust, F., Afonso, P. M. J., Ashall, C., Bolmer, J., Delvaux, C., Diehl, R., Elliott, J., Filgas, R., Fynbo, J. P. U., Graham, J. F., Guelbenzu, A. N., Kobayashi, S., Leloudas, G., Savaglio, S., Schady, P., Schmidl, S., Schweyer, T., Sudilovsky, V., Tanga, M., Updike, A. C., van Eerten, H., & Varela, K. (2015). A very luminous magnetar-powered supernova associated with an ultra-long γ -ray burst. *Nature*, *523*, 189–192. doi:[10.1038/nature14579](#). [arXiv:1509.03279](#).
- Güdel, M. (2004). X-ray astronomy of stellar coronae. *A&A Rev.*, *12*, 71–237. doi:[10.1007/s00159-004-0023-2](#). [arXiv:astro-ph/0406661](#).
- Guiriec, S., Connaughton, V., Briggs, M. S., Burgess, M., Ryde, F., Daigne, F., Mészáros, P., Goldstein, A., McEnery, J., Omodei, N., Bhat, P. N., Bissaldi, E., Camero-Arranz, A., Chaplin, V., Diehl, R., Fishman, G., Foley, S., Gibby, M., Giles, M. M., Greiner, J., Gruber, D., von Kienlin, A., Kippen, M., Kouveliotou, C., McBreen, S., Meegan, C. A., Paciesas, W., Preece, R., Rau, A., Tierney, D., van der Horst, A. J., & Wilson-Hodge, C. (2011). Detection of a Thermal Spectral Component in the Prompt Emission of GRB 100724B. *ApJ*, *727*, L33. doi:[10.1088/2041-8205/727/2/L33](#). [arXiv:1010.4601](#).
- Hartoog, O. E., Malesani, D., Fynbo, J. P. U., Goto, T., Krühler, T., Vreeswijk, P. M., De Cia, A., Xu, D., Møller, P., Covino, S., D’Elia, V., Flores, H., Goldoni, P., Hjorth, J., Jakobsson, P., Krogager, J.-K., Kaper, L., Ledoux, C., Levan, A. J., Milvang-Jensen, B., Sollerman, J., Sparre, M., Tagliaferri, G., Tanvir, N. R., de Ugarte Postigo, A., Vergani, S. D., Wiersema, K., Datson, J., Salinas, R., Mikkelsen, K., & Aghanim, N. (2015). VLT/X-Shooter spectroscopy of the afterglow of the Swift GRB 130606A. Chemical abundances and reionisation at $z \sim 6$. *A&A*, *580*, A139. doi:[10.1051/0004-6361/201425001](#). [arXiv:1409.4804](#).
- Heger, A., Cumming, A., Galloway, D. K., & Woosley, S. E. (2007). Models of Type I X-Ray Bursts from GS 1826-24: A Probe of rp-Process Hydrogen Burning. *ApJ*, *671*, L141–L144. doi:[10.1086/525522](#). [arXiv:0711.1195](#).
- Heger, A., Fryer, C. L., Woosley, S. E., Langer, N., & Hartmann, D. H. (2003). How Massive Single Stars End Their Life. *ApJ*, *591*, 288–300. doi:[10.1086/375341](#). [arXiv:astro-ph/0212469](#).
- Hjorth, J., Malesani, D., Jakobsson, P., Jaunsen, A. O., Fynbo, J. P. U., Gorosabel, J., Krühler, T., Levan, A. J., Michałowski, M. J., Milvang-Jensen, B., Møller, P., Schulze, S., Tanvir, N. R., & Watson, D. (2012). The Optically Unbiased Gamma-Ray Burst Host (TOUGH) Survey. I. Survey Design and Catalogs. *ApJ*, *756*, 187. doi:[10.1088/0004-637X/756/2/187](#). [arXiv:1205.3162](#).
- Hopkins, A. M., & Beacom, J. F. (2006). On the Normalization of the Cosmic Star Formation History. *ApJ*, *651*, 142–154. doi:[10.1086/506610](#). [arXiv:astro-ph/0601463](#).
- IceCube-Gen2 Collaboration, :, Aartsen, M. G., Ackermann, M., Adams, J., Aguilar, J. A., Ahlers, M., Ahrens, M., Altmann, D., Anderson, T., & et al. (2014). IceCube-Gen2: A Vision for the Future of Neutrino Astronomy in Antarctica. *ArXiv e-prints*, . [arXiv:1412.5106](#).
- Izzo, L., Ruffini, R., Penacchioni, A. V., Bianco, C. L., Caito, L., Chakrabarti, S. K., Rueda, J. A., Nandi, A., & Patricelli, B. (2012). A double component in GRB 090618: a proto-black hole and a genuinely long gamma-ray burst. *A&A*, *543*, A10. doi:[10.1051/0004-6361/201117436](#). [arXiv:1202.4374](#).
- Jakobsson, P., Hjorth, J., Malesani, D., Chapman, R., Fynbo, J. P. U., Tanvir, N. R., Milvang-Jensen, B., Vreeswijk, P. M., Letawe, G., & Starling, R. L. C. (2012). The Optically Unbiased GRB Host (TOUGH) Survey. III. Redshift Distribution. *ApJ*, *752*, 62. doi:[10.1088/0004-637X/752/1/62](#). [arXiv:1205.3490](#).
- Jin, Z.-P., Li, X., Cano, Z., Covino, S., Fan, Y.-Z., & Wei, D.-M. (2015). The Light Curve of the Macronova Associated with the Long-Short Burst GRB 060614. *ApJ*, *811*, L22. doi:[10.1088/2041-8205/811/2/L22](#). [arXiv:1507.07206](#).
- Jonker, P., O’Brien, P., Amati, L., Atteia, J.-L., Campana, S., Evans, P., Fender, R., Kouveliotou, C., Lodato, G., Osborne, J., Piro, L., Rau, A., Tanvir, N., & Willingale, R. (2013). The Hot and Energetic Universe: Luminous extragalactic transients. *ArXiv e-prints*, . [arXiv:1306.2336](#).
- Kann, D. A., Schady, P., Olivares E., F., Klose, S., Rossi, A., Perley, D. A., Krühler, T., Greiner, J., Nicuesa Guelbenzu, A., Elliott, J., Knust, F., Filgas, R., Pian, E., Mazzali, P., Fynbo, J. P. U., Leloudas, G., Afonso, P. M. J., Delvaux, C., Graham, J. F., Rau, A., Schmidl, S., Schulze, S., Tanga, M., Updike, A. C., & Varela, K. (2017). The Optical/NIR afterglow of GRB 111209A: Complex yet not Unprecedented. *ArXiv e-prints*, . [arXiv:1706.00601](#).
- Kanner, J., Camp, J., Racusin, J., Gehrels, N., & White, D. (2012). Seeking Counterparts to Advanced LIGO/Virgo Transients with Swift. *ApJ*, *759*, 22. doi:[10.1088/0004-637X/759/1/22](#). [arXiv:1209.2342](#).
- Kasen, D. (2010). Astrophysics: The supernova has two faces. *Nature*, *466*, 37–38. doi:[10.1038/466037a](#).
- Kasen, D., Fernández, R., & Metzger, B. D. (2015). Kilonova light curves from the disc wind outflows of compact object mergers. *MNRAS*, *450*, 1777–1786. doi:[10.1093/mnras/stv721](#). [arXiv:1411.3726](#).
- Kasen, D., Metzger, B., Barnes, J., Quataert, E., & Ramirez-Ruiz, E. (2017). Origin of the heavy elements in binary neutron-star mergers from a gravitational-wave event. *Nature*, *551*, 80–84. doi:[10.1038/nature24453](#). [arXiv:1710.05463](#).

- Kathirgamaraju, A., Barniol Duran, R., & Giannios, D. (2017). Off-axis short GRBs from structured jets as counterparts to GW events. *ArXiv e-prints*, . [arXiv:1708.07488](#).
- Keek, L., Galloway, D. K., in't Zand, J. J. M., & Heger, A. (2010). Multi-instrument X-ray Observations of Thermonuclear Bursts with Short Recurrence Times. *ApJ*, *718*, 292–305. doi:[10.1088/0004-637X/718/1/292](#). [arXiv:1005.3302](#).
- Kistler, M. D., Yuksel, H., & Hopkins, A. M. (2013). The Cosmic Star Formation Rate from the Faintest Galaxies in the Unobservable Universe. *ArXiv e-prints*, . [arXiv:1305.1630](#).
- Klimenko, S., Vedovato, G., Drago, M., Mazzolo, G., Mitselmakher, G., Pankow, C., Prodi, G., Re, V., Salemi, F., & Yakushin, I. (2011). Localization of gravitational wave sources with networks of advanced detectors. *Phys. Rev. D*, *83*, 102001. doi:[10.1103/PhysRevD.83.102001](#). [arXiv:1101.5408](#).
- Komossa, S., Halpern, J., Schartel, N., Hasinger, G., Santos-Lleo, M., & Predehl, P. (2004). A Huge Drop in the X-Ray Luminosity of the Nonactive Galaxy RX J1242.6-1119A, and the First Postflare Spectrum: Testing the Tidal Disruption Scenario. *ApJ*, *603*, L17–L20. doi:[10.1086/382046](#). [arXiv:astro-ph/0402468](#).
- Körding, E., Rupen, M., Knigge, C., Fender, R., Dhawan, V., Templeton, M., & Muxlow, T. (2008). A Transient Radio Jet in an Erupting Dwarf Nova. *Science*, *320*, 1318. doi:[10.1126/science.1155492](#). [arXiv:0806.1002](#).
- Körding, E. G., Knigge, C., Tzioumis, T., & Fender, R. (2011). Detection of radio emission from a nova-like cataclysmic variable: evidence of jets? *MNRAS*, *418*, L129–L132. doi:[10.1111/j.1745-3933.2011.01158.x](#).
- Labanti, C., Marisaldi, M., Fuschino, F., Bastia, P., Negri, B., Perotti, F., & Soltau, H. (2008). Position sensitive x- and gamma-ray scintillator detector for new space telescopes. In *High Energy, Optical, and Infrared Detectors for Astronomy III* (p. 702116). volume 7021 of Proc. SPIE. doi:[10.1117/12.789383](#).
- Lasky, P. D., Haskell, B., Ravi, V., Howell, E. J., & Coward, D. M. (2014). Nuclear equation of state from observations of short gamma-ray burst remnants. *Phys. Rev. D*, *89*, 047302. doi:[10.1103/PhysRevD.89.047302](#). [arXiv:1311.1352](#).
- Lasky, P. D., Zink, B., & Kokkotas, K. D. (2012). Gravitational Waves and Hydromagnetic Instabilities in Rotating Magnetized Neutron Stars. *ArXiv e-prints*, . [arXiv:1203.3590](#).
- Levan, A. J., Tanvir, N. R., Cenko, S. B., Perley, D. A., Wiersema, K., Bloom, J. S., Fruchter, A. S., Postigo, A. d. U., O'Brien, P. T., Butler, N., van der Horst, A. J., Leloudas, G., Morgan, A. N., Misra, K., Bower, G. C., Farihi, J., Tunnicliffe, R. L., Modjaz, M., Silverman, J. M., Hjorth, J., Thöne, C., Cucchiara, A., Cerón, J. M. C., Castro-Tirado, A. J., Arnold, J. A., Bremer, M., Brodie, J. P., Carroll, T., Cooper, M. C., Curran, P. A., Cutri, R. M., Ehle, J., Forbes, D., Fynbo, J., Gorosabel, J., Graham, J., Hoffman, D. I., Guziy, S., Jakobsson, P., Kamble, A., Kerr, T., Kasliwal, M. M., Kouveliotou, C., Kocevski, D., Law, N. M., Nugent, P. E., Ofek, E. O., Poznanski, D., Quimby, R. M., Rol, E., Romanowsky, A. J., Sánchez-Ramírez, R., Schulze, S., Singh, N., van Spaandonk, L., Starling, R. L. C., Strom, R. G., Tello, J. C., Vaduvescu, O., Wheatley, P. J., Wijers, R. A. M. J., Winters, J. M., & Xu, D. (2011). An Extremely Luminous Panchromatic Outburst from the Nucleus of a Distant Galaxy. *Science*, *333*, 199. doi:[10.1126/science.1207143](#). [arXiv:1104.3356](#).
- Levan, A. J., Tanvir, N. R., Fruchter, A. S., Hjorth, J., Pian, E., Mazzali, P., Hounsell, R. A., Perley, D. A., Cano, Z., Graham, J., Cenko, S. B., Fynbo, J. P. U., Kouveliotou, C., Pe'er, A., Misra, K., & Wiersema, K. (2014). Hubble Space Telescope Observations of the Afterglow, Supernova, and Host Galaxy Associated with the Extremely Bright GRB 130427A. *ApJ*, *792*, 115. doi:[10.1088/0004-637X/792/2/115](#). [arXiv:1307.5338](#).
- Li, L.-X., & Paczyński, B. (1998). Transient Events from Neutron Star Mergers. *ApJ*, *507*, L59–L62. doi:[10.1086/311680](#). [arXiv:astro-ph/9807272](#).
- Li, W., Chornock, R., Leaman, J., Filippenko, A. V., Poznanski, D., Wang, X., Ganeshalingam, M., & Mannucci, F. (2011). Nearby supernova rates from the Lick Observatory Supernova Search - III. The rate-size relation, and the rates as a function of galaxy Hubble type and colour. *MNRAS*, *412*, 1473–1507. doi:[10.1111/j.1365-2966.2011.18162.x](#). [arXiv:1006.4613](#).
- Liu, C., Mutch, S. J., Angel, P. W., Duffy, A. R., Geil, P. M., Poole, G. B., Mesinger, A., & Wyithe, J. S. B. (2016). Dark-ages reionization and galaxy formation simulation - IV. UV luminosity functions of high-redshift galaxies. *MNRAS*, *462*, 235–249. doi:[10.1093/mnras/stw1015](#). [arXiv:1512.00563](#).
- Ma, Q., Maio, U., Ciardi, B., & Salvaterra, R. (2017). Constraining the PopIII IMF with high-z GRBs. *MNRAS*, *466*, 1140–1148. doi:[10.1093/mnras/stw3159](#). [arXiv:1610.03594](#).
- Madau, P., Haardt, F., & Rees, M. J. (1999). Radiative Transfer in a Clumpy Universe. III. The Nature of Cosmological Ionizing Sources. *ApJ*, *514*, 648–659. doi:[10.1086/306975](#). [arXiv:astro-ph/9809058](#).
- Marchant, P., Langer, N., Podsiadlowski, P., Tauris, T. M., de Mink, S., Mandel, I., & Moriya, T. J. (2017). Ultra-luminous X-ray sources and neutron-star-black-hole mergers from very massive close binaries at low metallicity. *A&A*, *604*, A55. doi:[10.1051/0004-6361/201630188](#). [arXiv:1705.04734](#).
- Marisaldi, M., Labanti, C., Bulgarelli, A., Celesti, E., Di Cocco, G., Gianotti, F., Mauri, A., Rossi, E., Traci, A., & Trifoglio, M. (2004). Calorimeter prototype based on silicon drift detectors coupled to scintillators for Compton telescopes application. *New A Rev.*, *48*, 305–308. doi:[10.1016/j.newar.2003.11.035](#).
- Marscher, A. P., Jorstad, S. G., Larionov, V. M., Agudo, I., Aller, M. F., Aller, H. D., Lahteenmaki, A., Smith, P. S., Krichbaum, T., & McHardy, I. M. (2010). Comprehensive Multi-waveband Monitoring of Gamma-ray Blazars. In *AAS/High Energy Astrophysics Division #11* (p. 709). volume 42 of *Bulletin of the American Astronomical Society*.
- McGuire, J. T. W., Tanvir, N. R., Levan, A. J., Trenti, M., Stanway, E. R., Shull, J. M., Wiersema, K., Perley, D. A., Starling, R. L. C., Bremer, M., Stocke, J. T., Hjorth, J., Rhoads, J. E., Curtis-Lake, E., Schulze, S., Levesque, E. M., Robertson, B., Fynbo, J. P. U., Ellis, R. S., & Fruchter, A. S. (2016). Detection of Three Gamma-ray Burst Host Galaxies at z~6. *ApJ*, *825*, 135. doi:[10.3847/0004-637X/825/2/135](#). [arXiv:1512.07808](#).
- McQuinn, M., Lidz, A., Zaldarriaga, M., Hernquist, L., & Dutta, S. (2008). Probing the neutral fraction of the IGM with GRBs during the epoch of reionization. *MNRAS*, *388*, 1101–1110. doi:[10.1111/j.1365-2966.2008.13271.x](#). [arXiv:0710.1018](#).
- Mereghetti, S. (2008). The strongest cosmic magnets: soft gamma-ray repeaters and anomalous X-ray pulsars. *A&A Rev.*, *15*, 225–287. doi:[10.1007/s00159-008-0011-z](#). [arXiv:0804.0250](#).
- Messenger, C., Bulten, H. J., Crowder, S. G., Dergachev, V., Galloway, D. K., Goetz, E., Jonker, R. J. G., Lasky, P. D., Meadors, G. D., Melatos,

- A., Premachandra, S., Riles, K., Sammut, L., Thrane, E. H., Whelan, J. T., & Zhang, Y. (2015). Gravitational waves from Scorpius X-1: A comparison of search methods and prospects for detection with advanced detectors. *Phys. Rev. D*, *92*, 023006. doi:[10.1103/PhysRevD.92.023006](https://doi.org/10.1103/PhysRevD.92.023006). [arXiv:1504.05889](https://arxiv.org/abs/1504.05889).
- Mészáros, P., & Rees, M. J. (2010). Population III Gamma-ray Bursts. *ApJ*, *715*, 967–971. doi:[10.1088/0004-637X/715/2/967](https://doi.org/10.1088/0004-637X/715/2/967). [arXiv:1004.2056](https://arxiv.org/abs/1004.2056).
- Metzger, B. D., & Berger, E. (2012). What is the Most Promising Electromagnetic Counterpart of a Neutron Star Binary Merger? *ApJ*, *746*, 48. doi:[10.1088/0004-637X/746/1/48](https://doi.org/10.1088/0004-637X/746/1/48). [arXiv:1108.6056](https://arxiv.org/abs/1108.6056).
- Metzger, B. D., & Piro, A. L. (2014). Optical and X-ray emission from stable millisecond magnetars formed from the merger of binary neutron stars. *MNRAS*, *439*, 3916–3930. doi:[10.1093/mnras/stu247](https://doi.org/10.1093/mnras/stu247). [arXiv:1311.1519](https://arxiv.org/abs/1311.1519).
- Michałowski, M. J., Gentile, G., Hjorth, J., Krumholz, M. R., Tanvir, N. R., Kamphuis, P., Burlon, D., Baes, M., Basa, S., Berta, S., Castro Cerón, J. M., Crosby, D., D’Elia, V., Elliott, J., Greiner, J., Hunt, L. K., Klose, S., Koprowski, M. P., Le Floc’h, E., Malesani, D., Murphy, T., Nicuesa Guelbenzu, A., Palazzi, E., Rasmussen, J., Rossi, A., Savaglio, S., Schady, P., Sollerman, J., de Ugarte Postigo, A., Watson, D., van der Werf, P., Vergani, S. D., & Xu, D. (2015). Massive stars formed in atomic hydrogen reservoirs: H I observations of gamma-ray burst host galaxies. *A&A*, *582*, A78. doi:[10.1051/0004-6361/201526542](https://doi.org/10.1051/0004-6361/201526542). [arXiv:1508.03094](https://arxiv.org/abs/1508.03094).
- Mukai, K., Orio, M., & Della Valle, M. (2008). Novae as a Class of Transient X-Ray Sources. *ApJ*, *677*, 1248–1252. doi:[10.1086/529362](https://doi.org/10.1086/529362).
- Mushotzky, R. F., Done, C., & Pounds, K. A. (1993). X-ray spectra and time variability of active galactic nuclei. *ARA&A*, *31*, 717–761. doi:[10.1146/annurev.astro.31.1.717](https://doi.org/10.1146/annurev.astro.31.1.717).
- Nakar, E., & Sari, R. (2010). Early Supernovae Light Curves Following the Shock Breakout. *ApJ*, *725*, 904–921. doi:[10.1088/0004-637X/725/1/904](https://doi.org/10.1088/0004-637X/725/1/904). [arXiv:1004.2496](https://arxiv.org/abs/1004.2496).
- Nakar, E., & Sari, R. (2012). Relativistic Shock Breakouts - A Variety of Gamma-Ray Flares: From Low-luminosity Gamma-Ray Bursts to Type Ia Supernovae. *ApJ*, *747*, 88. doi:[10.1088/0004-637X/747/2/88](https://doi.org/10.1088/0004-637X/747/2/88). [arXiv:1106.2556](https://arxiv.org/abs/1106.2556).
- Narayana Bhat, P., Meegan, C. A., von Kienlin, A., Paciesas, W. S., Briggs, M. S., Burgess, J. M., Burns, E., Chaplin, V., Cleveland, W. H., Collazzi, A. C., Connaughton, V., Diekmann, A. M., Fitzpatrick, G., Gibby, M. H., Giles, M. M., Goldstein, A. M., Greiner, J., Jenke, P. A., Kippen, R. M., Kouveliotou, C., Mailyan, B., McBreen, S., Pelassa, V., Preece, R. D., Roberts, O. J., Sparke, L. S., Stanbro, M., Veres, P., Wilson-Hodge, C. A., Xiong, S., Younes, G., Yu, H.-F., & Zhang, B. (2016). The Third Fermi GBM Gamma-Ray Burst Catalog: The First Six Years. *ApJS*, *223*, 28. doi:[10.3847/0067-0049/223/2/28](https://doi.org/10.3847/0067-0049/223/2/28). [arXiv:1603.07612](https://arxiv.org/abs/1603.07612).
- Nissanke, S., Holz, D. E., Hughes, S. A., Dalal, N., & Sievers, J. L. (2010). Exploring Short Gamma-ray Bursts as Gravitational-wave Standard Sirens. *ApJ*, *725*, 496–514. doi:[10.1088/0004-637X/725/1/496](https://doi.org/10.1088/0004-637X/725/1/496). [arXiv:0904.1017](https://arxiv.org/abs/0904.1017).
- Nousek, J. A., Kouveliotou, C., Grupe, D., Page, K. L., Granot, J., Ramirez-Ruiz, E., Patel, S. K., Burrows, D. N., Mangano, V., Barthelmy, S., Beardmore, A. P., Campana, S., Capalbi, M., Chincarini, G., Cusumano, G., Falcone, A. D., Gehrels, N., Giommi, P., Goad, M. R., Godet, O., Hurkett, C. P., Kennea, J. A., Moretti, A., O’Brien, P. T., Osborne, J. P., Romano, P., Tagliaferri, G., & Wells, A. A. (2006). Evidence for a Canonical Gamma-Ray Burst Afterglow Light Curve in the Swift XRT Data. *ApJ*, *642*, 389–400. doi:[10.1086/500724](https://doi.org/10.1086/500724). [arXiv:astro-ph/0508332](https://arxiv.org/abs/astro-ph/0508332).
- Osborne, J. P. (2015). Getting to know classical novae with Swift. *Journal of High Energy Astrophysics*, *7*, 117–125. doi:[10.1016/j.jheap.2015.06.005](https://doi.org/10.1016/j.jheap.2015.06.005). [arXiv:1507.02153](https://arxiv.org/abs/1507.02153).
- Osborne, J. P., Page, K. L., Beardmore, A. P., Bode, M. F., Goad, M. R., O’Brien, T. J., Starrfield, S., Rauch, T., Ness, J.-U., Krautter, J., Schwarz, G., Burrows, D. N., Gehrels, N., Drake, J. J., Evans, A., & Eyres, S. P. S. (2011). The Supersoft X-ray Phase of Nova RS Ophiuchi 2006. *ApJ*, *727*, 124. doi:[10.1088/0004-637X/727/2/124](https://doi.org/10.1088/0004-637X/727/2/124). [arXiv:1011.5327](https://arxiv.org/abs/1011.5327).
- Osten, R. A., Drake, S., Tueller, J., Cummings, J., Perri, M., Moretti, A., & Covino, S. (2007). Nonthermal Hard X-Ray Emission and Iron K α Emission from a Superflare on II Pegasi. *ApJ*, *654*, 1052–1067. doi:[10.1086/509252](https://doi.org/10.1086/509252). [arXiv:astro-ph/0609205](https://arxiv.org/abs/astro-ph/0609205).
- Osten, R. A., Godet, O., Drake, S., Tueller, J., Cummings, J., Krimm, H., Pye, J., Pal’shin, V., Golenetskii, S., Reale, F., Oates, S. R., Page, M. J., & Melandri, A. (2010). The Mouse That Roared: A Superflare from the dMe Flare Star EV Lac Detected by Swift and Konus-Wind. *ApJ*, *721*, 785–801. doi:[10.1088/0004-637X/721/1/785](https://doi.org/10.1088/0004-637X/721/1/785). [arXiv:1007.5300](https://arxiv.org/abs/1007.5300).
- Paczyński, B. (1998). Are Gamma-Ray Bursts in Star-Forming Regions? *ApJ*, *494*, L45–L48. doi:[10.1086/311148](https://doi.org/10.1086/311148). [arXiv:astro-ph/9710086](https://arxiv.org/abs/astro-ph/9710086).
- Patil, A. H., Zaroubi, S., Chapman, E., Jelić, V., Harker, G., Abdalla, F. B., Asad, K. M. B., Bernardi, G., Brentjens, M. A., de Bruyn, A. G., Bus, S., Ciardi, B., Daiboo, S., Fernandez, E. R., Ghosh, A., Jensen, H., Kazemi, S., Koopmans, L. V. E., Labropoulos, P., Mevius, M., Martinez, O., Mellema, G., Offringa, A. R., Pandey, V. N., Schaye, J., Thomas, R. M., Vedantham, H. K., Veligatla, V., Wijnholds, S. J., & Yatawatta, S. (2014). Constraining the epoch of reionization with the variance statistic: simulations of the LOFAR case. *MNRAS*, *443*, 1113–1124. doi:[10.1093/mnras/stu1178](https://doi.org/10.1093/mnras/stu1178). [arXiv:1401.4172](https://arxiv.org/abs/1401.4172).
- Perley, D. A., Tanvir, N. R., Hjorth, J., Laskar, T., Berger, E., Chary, R., de Ugarte Postigo, A., Fynbo, J. P. U., Krühler, T., Levan, A. J., Michałowski, M. J., & Schulze, S. (2016). The Swift GRB Host Galaxy Legacy Survey. II. Rest-frame Near-IR Luminosity Distribution and Evidence for a Near-solar Metallicity Threshold. *ApJ*, *817*, 8. doi:[10.3847/0004-637X/817/1/8](https://doi.org/10.3847/0004-637X/817/1/8). [arXiv:1504.02479](https://arxiv.org/abs/1504.02479).
- Pescalli, A., Ghirlanda, G., Salvaterra, R., Ghisellini, G., Vergani, S. D., Nappo, F., Salafia, O. S., Melandri, A., Covino, S., & Götz, D. (2016). The rate and luminosity function of long gamma ray bursts. *A&A*, *587*, A40. doi:[10.1051/0004-6361/201526760](https://doi.org/10.1051/0004-6361/201526760). [arXiv:1506.05463](https://arxiv.org/abs/1506.05463).
- Petrosian, V., Kitanidis, E., & Kocevski, D. (2015). Cosmological Evolution of Long Gamma-Ray Bursts and the Star Formation Rate. *ApJ*, *806*, 44. doi:[10.1088/0004-637X/806/1/44](https://doi.org/10.1088/0004-637X/806/1/44). [arXiv:1504.01414](https://arxiv.org/abs/1504.01414).
- Phinney, E. S. (2009). Finding and Using Electromagnetic Counterparts of Gravitational Wave Sources. In *astro2010: The Astronomy and Astrophysics Decadal Survey*. volume 2010 of *ArXiv Astrophysics e-prints*. [arXiv:0903.0098](https://arxiv.org/abs/0903.0098).
- Pian, E., D’Avanzo, P., Benetti, S., Branchesi, M., Brocato, E., Campana, S., Cappellaro, E., Covino, S., D’Elia, V., Fynbo, J. P. U., Getman, F., Ghirlanda, G., Ghisellini, G., Grado, A., Greco, G., Hjorth, J., Kouveliotou, C., Levan, A., Limatola, L., Malesani, D., Mazzali, P. A., Melandri, A., Møller, P., Nicastro, L., Palazzi, E., Piranomonte, S., Rossi, A., Salafia, O. S., Selsing, J., Stratta, G., Tanaka, M., Tanvir, N. R., Tomasella, L., Watson, D., Yang, S., Amati, L., Antonelli, L. A., Ascenzi, S., Bernardini, M. G., Boër, M., Bufano, F., Bulgarelli, A., Capaccioli, M., Casella, P., Castro-Tirado, A. J., Chassande-Mottin, E., Ciolfi, R., Copperwheat, C. M., Dadina, M., De Cesare, G., di Paola, A., Fan, Y. Z., Gendre, B., Giuffrida, G., Giunta, A., Hunt, L. K., Israel, G. L., Jin, Z.-P., Kasliwal, M. M., Klose, S., Lisi, M., Longo, F., Maiorano, E., Mapelli, M.,

- Masetti, N., Nava, L., Patricelli, B., Perley, D., Pescalli, A., Piran, T., Possenti, A., Pulone, L., Razzano, M., Salvaterra, R., Schipani, P., Spera, M., Stameria, A., Stella, L., Tagliaferri, G., Testa, V., Troja, E., Turatto, M., Vergani, S. D., & Vergani, D. (2017). Spectroscopic identification of r-process nucleosynthesis in a double neutron-star merger. *Nature*, *551*, 67–70. doi:[10.1038/nature24298](https://doi.org/10.1038/nature24298). [arXiv:1710.05858](https://arxiv.org/abs/1710.05858).
- Piro, A. L., Giacomazzo, B., & Perna, R. (2017). The Fate of Neutron Star Binary Mergers. *ApJ*, *844*, L19. doi:[10.3847/2041-8213/aa7f2f](https://doi.org/10.3847/2041-8213/aa7f2f). [arXiv:1704.08697](https://arxiv.org/abs/1704.08697).
- Planck Collaboration, Adam, R., Aghanim, N., Ashdown, M., Aumont, J., Baccigalupi, C., Ballardini, M., Banday, A. J., Barreiro, R. B., Bartolo, N., Basak, S., Battye, R., Benabed, K., Bernard, J.-P., Bersanelli, M., Bielewicz, P., Bock, J. J., Bonaldi, A., Bonavera, L., Bond, J. R., Borrill, J., Bouchet, F. R., Boulanger, F., Bucher, M., Burigana, C., Calabrese, E., Cardoso, J.-F., Carron, J., Chiang, H. C., Colombo, L. P. L., Combet, C., Comis, B., Couchot, F., Coullais, A., Crill, B. P., Curto, A., Cuttaia, F., Davis, R. J., de Bernardis, P., de Rosa, A., de Zotti, G., Delabrouille, J., Di Valentino, E., Dickinson, C., Diego, J. M., Doré, O., Douspis, M., Ducout, A., Dupac, X., Elsner, F., Enßlin, T. A., Eriksen, H. K., Falgarone, E., Fantaye, Y., Finelli, F., Forastieri, F., Frailis, M., Fraisse, A. A., Franceschi, E., Frolov, A., Galeotta, S., Galli, S., Ganga, K., Génova-Santos, R. T., Gerbino, M., Ghosh, T., González-Nuevo, J., Górski, K. M., Gruppuso, A., Gudmundsson, J. E., Hansen, F. K., Helou, G., Henrot-Versillé, S., Herranz, D., Hivon, E., Huang, Z., Ilić, S., Jaffe, A. H., Jones, W. C., Keihänen, E., Keskitalo, R., Kisner, T. S., Knox, L., Krachmalnicoff, N., Kunz, M., Kurki-Suonio, H., Lagache, G., Lähteenmäki, A., Lamarre, J.-M., Langer, M., Lasenby, A., Lattanzi, M., Lawrence, C. R., Le Jeune, M., Levrier, F., Lewis, A., Lewis, A., Liguori, M., Lilje, P. B., López-Cañiego, M. et al. (2016). Planck intermediate results. XLVII. Planck constraints on reionization history. *A&A*, *596*, A108. doi:[10.1051/0004-6361/201628897](https://doi.org/10.1051/0004-6361/201628897). [arXiv:1605.03507](https://arxiv.org/abs/1605.03507).
- Punturo, M., Abernathy, M., Acernese, F., Allen, B., Andersson, N., Arun, K., Barone, F., Barr, B., Barsuglia, M., Beker, M., Beveridge, N., Birindelli, S., Bose, S., Bosi, L., Braccini, S., Bradaschia, C., Bulik, T., Calloni, E., Cella, G., Chassande Mottin, E., Chelkowski, S., Chincarini, A., Clark, J., Coccia, E., Colacino, C., Colas, J., Cumming, A., Cunningham, L., Cuoco, E., Danilishin, S., Danzmann, K., De Luca, G., De Salvo, R., Dent, T., De Rosa, R., Di Fiore, L., Di Virgilio, A., Doets, M., Fafone, V., Falferi, P., Flaminio, R., Franc, J., Frasconi, F., Freise, A., Fulda, P., Gair, J., Gemme, G., Gennai, A., Giazotto, A., Glampedakis, K., Granata, M., Grote, H., Guidi, G., Hammond, G., Hannam, M., Harms, J., Heinert, D., Hendry, M., Heng, I., Hennes, E., Hild, S., Hough, J., Husa, S., Huttner, S., Jones, G., Khalili, F., Kokeyama, K., Kokkotas, K., Krishnan, B., Lorenzini, M., Lück, H., Majorana, E., Mandel, I., Mandić, V., Martin, I., Michel, C., Minenkov, Y., Morgado, N., Mosca, S., Mours, B., Müller-Ebhardt, H., Murray, P., Nawrodt, R., Nelson, J., Oshaughnessy, R., Ott, C. D., Palomba, C., Paoli, A., Parguez, G., Pasqualetti, A., Passaquieti, R., Passuello, D., Pinard, L., Poggiani, R., Popolizio, P., Prato, M., Puppo, P., Rabeling, D., Rapagnani, P. et al. (2010). The Einstein Telescope: a third-generation gravitational wave observatory. *Classical and Quantum Gravity*, *27*, 194002. doi:[10.1088/0264-9381/27/19/194002](https://doi.org/10.1088/0264-9381/27/19/194002).
- Pye, J. P., & McHardy, I. M. (1983). The Ariel V sky survey of fast-transient X-ray sources. *MNRAS*, *205*, 875–888. doi:[10.1093/mnras/205.3.875](https://doi.org/10.1093/mnras/205.3.875).
- Racusin, J. L., Liang, E. W., Burrows, D. N., Falcone, A., Sakamoto, T., Zhang, B. B., Zhang, B., Evans, P., & Osborne, J. (2009). Jet Breaks and Energetics of Swift Gamma-Ray Burst X-Ray Afterglows. *ApJ*, *698*, 43–74. doi:[10.1088/0004-637X/698/1/43](https://doi.org/10.1088/0004-637X/698/1/43). [arXiv:0812.4780](https://arxiv.org/abs/0812.4780).
- Rea, N., Gullón, M., Pons, J. A., Perna, R., Dainotti, M. G., Miralles, J. A., & Torres, D. F. (2015). Constraining the GRB-Magnetar Model by Means of the Galactic Pulsar Population. *ApJ*, *813*, 92. doi:[10.1088/0004-637X/813/2/92](https://doi.org/10.1088/0004-637X/813/2/92). [arXiv:1510.01430](https://arxiv.org/abs/1510.01430).
- Reale, F. (2007). Diagnostics of stellar flares from X-ray observations: from the decay to the rise phase. *A&A*, *471*, 271–279. doi:[10.1051/0004-6361/20077223](https://doi.org/10.1051/0004-6361/20077223). [arXiv:0705.3254](https://arxiv.org/abs/0705.3254).
- Rees, M. J. (1988). Tidal disruption of stars by black holes of 10 to the 6th-10 to the 8th solar masses in nearby galaxies. *Nature*, *333*, 523–528. doi:[10.1038/333523a0](https://doi.org/10.1038/333523a0).
- Rezzolla, L., Giacomazzo, B., Baiotti, L., Granot, J., Kouveliotou, C., & Aloy, M. A. (2011). The Missing Link: Merging Neutron Stars Naturally Produce Jet-like Structures and Can Power Short Gamma-ray Bursts. *ApJ*, *732*, L6. doi:[10.1088/2041-8205/732/1/L6](https://doi.org/10.1088/2041-8205/732/1/L6). [arXiv:1101.4298](https://arxiv.org/abs/1101.4298).
- Rezzolla, L., & Kumar, P. (2015). A Novel Paradigm for Short Gamma-Ray Bursts With Extended X-Ray Emission. *ApJ*, *802*, 95. doi:[10.1088/0004-637X/802/2/95](https://doi.org/10.1088/0004-637X/802/2/95). [arXiv:1410.8560](https://arxiv.org/abs/1410.8560).
- Rezzolla, L., & Takami, K. (2016). Gravitational-wave signal from binary neutron stars: A systematic analysis of the spectral properties. *Phys. Rev. D*, *93*, 124051. doi:[10.1103/PhysRevD.93.124051](https://doi.org/10.1103/PhysRevD.93.124051). [arXiv:1604.00246](https://arxiv.org/abs/1604.00246).
- Robertson, B. E., & Ellis, R. S. (2012). Connecting the Gamma Ray Burst Rate and the Cosmic Star Formation History: Implications for Reionization and Galaxy Evolution. *ApJ*, *744*, 95. doi:[10.1088/0004-637X/744/2/95](https://doi.org/10.1088/0004-637X/744/2/95). [arXiv:1109.0990](https://arxiv.org/abs/1109.0990).
- Robertson, B. E., Furlanetto, S. R., Schneider, E., Charlot, S., Ellis, R. S., Stark, D. P., McLure, R. J., Dunlop, J. S., Koekemoer, A., Schenker, M. A., Ouchi, M., Ono, Y., Curtis-Lake, E., Rogers, A. B., Bowler, R. A. A., & Cirasuolo, M. (2013). New Constraints on Cosmic Reionization from the 2012 Hubble Ultra Deep Field Campaign. *ApJ*, *768*, 71. doi:[10.1088/0004-637X/768/1/71](https://doi.org/10.1088/0004-637X/768/1/71). [arXiv:1301.1228](https://arxiv.org/abs/1301.1228).
- Romano, P., Bozzo, E., Mangano, V., Esposito, P., Israel, G., Tiengo, A., Campana, S., Ducci, L., Ferrigno, C., & Kennea, J. A. (2015). Giant outburst from the supergiant fast X-ray transient IGR J17544-2619: accretion from a transient disc? *A&A*, *576*, L4. doi:[10.1051/0004-6361/201525749](https://doi.org/10.1051/0004-6361/201525749). [arXiv:1502.04717](https://arxiv.org/abs/1502.04717).
- Rossi, A., Klose, S., Ferrero, P., Greiner, J., Arnold, L. A., Gonsalves, E., Hartmann, D. H., Updike, A. C., Kann, D. A., Krühler, T., Palazzi, E., Savaglio, S., Schulze, S., Afonso, P. M. J., Amati, L., Castro-Tirado, A. J., Clemens, C., Filgas, R., Gorosabel, J., Hunt, L. K., Küpcü Yoldaş, A., Masetti, N., Nardini, M., Nicuesa Guelbenzu, A., Olivares, F. E., Pian, E., Rau, A., Schady, P., Schmidl, S., Yoldaş, A., & de Ugarte Postigo, A. (2012). A deep search for the host galaxies of gamma-ray bursts with no detected optical afterglow. *A&A*, *545*, A77. doi:[10.1051/0004-6361/201117201](https://doi.org/10.1051/0004-6361/201117201). [arXiv:1202.1434](https://arxiv.org/abs/1202.1434).
- Rossi, A., Schulze, S., Klose, S., Kann, D. A., Rau, A., Krimm, H. A., Jóhannesson, G., Panaitescu, A., Yuan, F., Ferrero, P., Krühler, T., Greiner, J., Schady, P., Pandey, S. B., Amati, L., Afonso, P. M. J., Akerlof, C. W., Arnold, L. A., Clemens, C., Filgas, R., Hartmann, D. H., Küpcü Yoldaş, A., McBreen, S., McKay, T. A., Nicuesa Guelbenzu, A., Olivares, F. E., Paciasas, B., Rykoff, E. S., Szokoly, G., Updike, A. C., & Yoldaş, A. (2011). The Swift/Fermi GRB 080928 from 1 eV to 150 keV. *A&A*, *529*, A142. doi:[10.1051/0004-6361/201015324](https://doi.org/10.1051/0004-6361/201015324). [arXiv:1007.0383](https://arxiv.org/abs/1007.0383).
- Rowlinson, A., Gompertz, B. P., Dainotti, M., O’Brien, P. T., Wijers, R. A. M. J., & van der Horst, A. J. (2014). Constraining properties of GRB magnetar central engines using the observed plateau luminosity and duration correlation. *MNRAS*, *443*, 1779–1787. doi:[10.1093/mnras/stu1277](https://doi.org/10.1093/mnras/stu1277). [arXiv:1407.1053](https://arxiv.org/abs/1407.1053).
- Ryde, F., Axelsson, M., Zhang, B. B., McGlynn, S., Pe’er, A., Lundman, C., Larsson, S., Battelino, M., Zhang, B., Bissaldi, E., Bregeon, J., Briggs, M. S., Chiang, J., de Palma, F., Guiriec, S., Larsson, J., Longo, F., McBreen, S., Omodei, N., Petrosian, V., Preece, R., & van der Horst, A. J.

- (2010). Identification and Properties of the Photospheric Emission in GRB090902B. *ApJ*, 709, L172–L177. doi:10.1088/2041-8205/709/2/L172. arXiv:0911.2025.
- Sakamoto, T., Lamb, D. Q., Kawai, N., Yoshida, A., Graziani, C., Fenimore, E. E., Donaghy, T. Q., Matsuoka, M., Suzuki, M., Ricker, G., Atteia, J.-L., Shirasaki, Y., Tamagawa, T., Torii, K., Galassi, M., Doty, J., Vanderspek, R., Crew, G. B., Villaseñor, J., Butler, N., Prigozhin, G., Jernigan, J. G., Barraud, C., Boer, M., Dezalay, J.-P., Olive, J.-F., Hurley, K., Levine, A., Monnelly, G., Martel, F., Morgan, E., Woosley, S. E., Cline, T., Braga, J., Manchanda, R., Pizzichini, G., Takagishi, K., & Yamauchi, M. (2005). Global Characteristics of X-Ray Flashes and X-Ray-Rich Gamma-Ray Bursts Observed by HETE-2. *ApJ*, 629, 311–327. doi:10.1086/431235.
- Salvaterra, R., Campana, S., Vergani, S. D., Covino, S., D’Avanzo, P., Fugazza, D., Ghirlanda, G., Ghisellini, G., Melandri, A., Nava, L., Sbarufatti, B., Flores, H., Piranomonte, S., & Tagliaferri, G. (2012). A Complete Sample of Bright Swift Long Gamma-Ray Bursts. I. Sample Presentation, Luminosity Function and Evolution. *ApJ*, 749, 68. doi:10.1088/0004-637X/749/1/68. arXiv:1112.1700.
- Salvaterra, R., Maio, U., Ciardi, B., & Campisi, M. A. (2013). Simulating high-z gamma-ray burst host galaxies. *MNRAS*, 429, 2718–2726. doi:10.1093/mnras/sts541. arXiv:1212.0856.
- Santander, M. (2016). The Dawn of Multi-Messenger Astronomy. *ArXiv e-prints*, . arXiv:1606.09335.
- Sari, R., & Piran, T. (1999). Predictions for the Very Early Afterglow and the Optical Flash. *ApJ*, 520, 641–649. doi:10.1086/307508. arXiv:astro-ph/9901338.
- Sathyaprakash, B., Abernathy, M., Acernese, F., Ajith, P., Allen, B., Amaro-Seoane, P., Andersson, N., Aoudia, S., Arun, K., Astone, P., & et al. (2012). Scientific objectives of Einstein Telescope. *Classical and Quantum Gravity*, 29, 124013. doi:10.1088/0264-9381/29/12/124013. arXiv:1206.0331.
- Savaglio, S., Glazebrook, K., & Le Borgne, D. (2009). The Galaxy Population Hosting Gamma-Ray Bursts. *ApJ*, 691, 182–211. doi:10.1088/0004-637X/691/1/182. arXiv:0803.2718.
- Schenker, M. A., Ellis, R. S., Konidaris, N. P., & Stark, D. P. (2014). Line-emitting Galaxies beyond a Redshift of 7: An Improved Method for Estimating the Evolving Neutrality of the Intergalactic Medium. *ApJ*, 795, 20. doi:10.1088/0004-637X/795/1/20. arXiv:1404.4632.
- Schulze, S., Klose, S., Björnsson, G., Jakobsson, P., Kann, D. A., Rossi, A., Krühler, T., Greiner, J., & Ferrero, P. (2011). The circumburst density profile around GRB progenitors: a statistical study. *A&A*, 526, A23. doi:10.1051/0004-6361/201015581. arXiv:1010.4057.
- Schulze, S., Krühler, T., Leloudas, G., Gorosabel, J., Mehner, A., Buchner, J., Kim, S., Ibar, E., Amorín, R., Herrero-Illana, R., Anderson, J. P., Bauer, F. E., Christensen, L., de Pasquale, M., de Ugarte Postigo, A., Gallazzi, A., Hjorth, J., Morrell, N., Malesani, D., Sparre, M., Stalder, B., Stark, A. A., Thöne, C. C., & Wheeler, J. C. (2016). Cosmic evolution and metal aversion in super-luminous supernova host galaxies. *ArXiv e-prints*, . arXiv:1612.05978.
- Schutz, B. F. (1986). Determining the Hubble constant from gravitational wave observations. *Nature*, 323, 310. doi:10.1038/323310a0.
- Schwarz, G. J., Ness, J.-U., Osborne, J. P., Page, K. L., Evans, P. A., Beardmore, A. P., Walter, F. M., Helton, L. A., Woodward, C. E., Bode, M., Starrfield, S., & Drake, J. J. (2011). Swift X-Ray Observations of Classical Novae. II. The Super Soft Source Sample. *ApJS*, 197, 31. doi:10.1088/0067-0049/197/2/31. arXiv:1110.6224.
- Siegel, D. M., & Ciolfi, R. (2016a). Electromagnetic Emission from Long-lived Binary Neutron Star Merger Remnants. I. Formulation of the Problem. *ApJ*, 819, 14. doi:10.3847/0004-637X/819/1/14. arXiv:1508.07911.
- Siegel, D. M., & Ciolfi, R. (2016b). Electromagnetic Emission from Long-lived Binary Neutron Star Merger Remnants. II. Lightcurves and Spectra. *ApJ*, 819, 15. doi:10.3847/0004-637X/819/1/15. arXiv:1508.07939.
- Singer, L. P., Chen, H.-Y., Holz, D. E., Farr, W. M., Price, L. R., Raymond, V., Cenko, S. B., Gehrels, N., Cannizzo, J., Kasliwal, M. M., Nissanke, S., Coughlin, M., Farr, B., Urban, A. L., Vitale, S., Veitch, J., Graff, P., Berry, C. P. L., Mohapatra, S., & Mandel, I. (2016). Going the Distance: Mapping Host Galaxies of LIGO and Virgo Sources in Three Dimensions Using Local Cosmography and Targeted Follow-up. *ApJ*, 829, L15. doi:10.3847/2041-8205/829/1/L15. arXiv:1603.07333.
- Smartt, S. J., Chen, T.-W., Jerkstrand, A., Coughlin, M., Kankare, E., Sim, S. A., Fraser, M., Insera, C., Maguire, K., Chambers, K. C., Huber, M. E., Krühler, T., Leloudas, G., Magee, M., Shingles, L. J., Smith, K. W., Young, D. R., Tonry, J., Kotak, R., Gal-Yam, A., Lyman, J. D., Homan, D. S., Agliozzo, C., Anderson, J. P., Angus, C. R., Ashall, C., Barbarino, C., Bauer, F. E., Berton, M., Botticella, M. T., Bulla, M., Bulger, J., Cannizzaro, G., Cano, Z., Cartier, R., Cikota, A., Clark, P., De Cia, A., Della Valle, M., Denneau, L., Dennefeld, M., Dessart, L., Dimitriadis, G., Elias-Rosa, N., Firth, R. E., Flewelling, H., Flörs, A., Franckowiak, A., Frohmaier, C., Galbany, L., González-Gaitán, S., Greiner, J., Gromadzki, M., Guelbenzu, A. N., Gutiérrez, C. P., Hamanowicz, A., Hanlon, L., Harmanen, J., Heintz, K. E., Heinze, A., Hernandez, M.-S., Hodgkin, S. T., Hook, I. M., Izzo, L., James, P. A., Jonker, P. G., Kerzendorf, W. E., Klose, S., Kostrzewa-Rutkowska, Z., Kowalski, M., Kromer, M., Kuncarayakti, H., Lawrence, A., Lowe, T. B., Magnier, E. A., Manulis, I., Martin-Carrillo, A., Mattila, S., McBrien, O., Müller, A., Nordin, J., O’Neill, D., Onori, F., Palmerio, J. T., Pastorello, A., Patat, F., Pignata, G., Podsiadlowski, P., Pumo, M. L., Prentice, S. J., Rau, A., Razza, A., Rest, A., Reynolds, T., Roy, R., Ruiter, A. J., Rybicki, K. A., Salmon, L., Schady, P. et al. (2017). A kilonova as the electromagnetic counterpart to a gravitational-wave source. *Nature*, 551, 75–79. doi:10.1038/nature24303. arXiv:1710.05841.
- Soderberg, A. M., Berger, E., Page, K. L., Schady, P., Parrent, J., Pooley, D., Wang, X.-Y., Ofek, E. O., Cucchiara, A., Rau, A., Waxman, E., Simon, J. D., Bock, D. C.-J., Milne, P. A., Page, M. J., Barentine, J. C., Barthelmy, S. D., Beardmore, A. P., Bietenholz, M. F., Brown, P., Burrows, A., Burrows, D. N., Byrneson, G., Cenko, S. B., Chandra, P., Cummings, J. R., Fox, D. B., Gal-Yam, A., Gehrels, N., Immler, S., Kasliwal, M., Kong, A. K. H., Krimm, H. A., Kulkarni, S. R., Maccarone, T. J., Mészáros, P., Nakar, E., O’Brien, P. T., Overzier, R. A., de Pasquale, M., Racusin, J., Rea, N., & York, D. G. (2008). An extremely luminous X-ray outburst at the birth of a supernova. *Nature*, 453, 469–474. doi:10.1038/nature06997. arXiv:0802.1712.
- Soderberg, A. M., Chakraborti, S., Pignata, G., Chevalier, R. A., Chandra, P., Ray, A., Wieringa, M. H., Copete, A., Chaplin, V., Connaughton, V., Barthelmy, S. D., Bietenholz, M. F., Chugai, N., Stritzinger, M. D., Hamuy, M., Fransson, C., Fox, O., Levesque, E. M., Grindlay, J. E., Challis, P., Foley, R. J., Kirshner, R. P., Milne, P. A., & Torres, M. A. P. (2010). A relativistic type Ibc supernova without a detected γ -ray burst. *Nature*, 463, 513–515. doi:10.1038/nature08714. arXiv:0908.2817.
- Sokoloski, J. L., Kenyon, S. J., Espey, B. R., Keyes, C. D., McCandliss, S. R., Kong, A. K. H., Aufdenberg, J. P., Filippenko, A. V., Li, W., Brocksopp, C., Kaiser, C. R., Charles, P. A., Rupen, M. P., & Stone, R. P. S. (2006). A “Combination Nova” Outburst in Z Andromedae: Nuclear Shell Burning Triggered by a Disk Instability. *ApJ*, 636, 1002–1019. doi:10.1086/498206. arXiv:astro-ph/0509638.
- Sparre, M., Hartoog, O. E., Krühler, T., Fynbo, J. P. U., Watson, D. J., Wiersema, K., D’Elia, V., Zafar, T., Afonso, P. M. J., Covino, S., de Ugarte

- Postigo, A., Flores, H., Goldoni, P., Greiner, J., Hjorth, J., Jakobsson, P., Kaper, L., Klose, S., Levan, A. J., Malesani, D., Milvang-Jensen, B., Nardini, M., Piranomonte, S., Sollerman, J., Sánchez-Ramírez, R., Schulze, S., Tanvir, N. R., Vergani, S. D., & Wijers, R. A. M. J. (2014). The Metallicity and Dust Content of a Redshift 5 Gamma-Ray Burst Host Galaxy. *ApJ*, *785*, 150. doi:[10.1088/0004-637X/785/2/150](https://doi.org/10.1088/0004-637X/785/2/150). [arXiv:1309.2940](https://arxiv.org/abs/1309.2940).
- Starling, R. L. C., Wiersema, K., Levan, A. J., Sakamoto, T., Bersier, D., Goldoni, P., Oates, S. R., Rowlinson, A., Campana, S., Sollerman, J., Tanvir, N. R., Malesani, D., Fynbo, J. P. U., Covino, S., D'Avanzo, P., O'Brien, P. T., Page, K. L., Osborne, J. P., Vergani, S. D., Barthelmy, S., Burrows, D. N., Cano, Z., Curran, P. A., de Pasquale, M., D'Elia, V., Evans, P. A., Flores, H., Fruchter, A. S., Garnavich, P., Gehrels, N., Gorosabel, J., Hjorth, J., Holland, S. T., van der Horst, A. J., Hurkett, C. P., Jakobsson, P., Kamble, A. P., Kouveliotou, C., Kuin, N. P. M., Kaper, L., Mazzali, P. A., Nugent, P. E., Pian, E., Stamatikos, M., Thöne, C. C., & Woosley, S. E. (2011). Discovery of the nearby long, soft GRB 100316D with an associated supernova. *MNRAS*, *411*, 2792–2803. doi:[10.1111/j.1365-2966.2010.17879.x](https://doi.org/10.1111/j.1365-2966.2010.17879.x). [arXiv:1004.2919](https://arxiv.org/abs/1004.2919).
- Starrfield, S., Iliadis, C., Hix, W. R., Timmes, F. X., & Sparks, W. M. (2009). The Effects of the pep Nuclear Reaction and Other Improvements in the Nuclear Reaction Rate Library on Simulations of the Classical Nova Outburst. *ApJ*, *692*, 1532–1542. doi:[10.1088/0004-637X/692/2/1532](https://doi.org/10.1088/0004-637X/692/2/1532). [arXiv:0811.0197](https://arxiv.org/abs/0811.0197).
- Stratta, G., Ciolfi, R., Amati, L., Ghirlanda, G., Tanvir, N., Bozzo, E., Gotz, D., O'Brien, P., Frontera, F., Osborne, J. P., Rezzolla, L., Rossi, A., Maiorano, E., Vinciguerra, S., Guidorzi, C., Drago, A., Nicastro, L., Palazzi, E., Branchesi, M., Boer, M., Brocato, E., Bulgarelli, A., Covino, S., D'Elia, V., Dainotti, M. G., De Pasquale, M., Gendre, B., Jonker, P., Longo, F., Mereghetti, S., Mignani, R., Mundell, C. G., Piranomonte, S., Razzano, M., Szécsi, D., van Putten, M., Zhang, B., Hudec, R., Vergani, S., Malesani, D., D'Avanzo, P., Colafrancesco, S., Stamerra, A., Caruana, J., Starling, R., Willingale, R., Salvaterra, R., Maio, U., Greiner, J., Rosati, P., Labanti, C., Fuschino, F., Riccardo, C., Grado, A., Colpi, M., Rodic, T., Patricelli, B., & Bernardini, M. (2017). THESEUS: a key space mission for Multi-Messenger Astrophysics. *ArXiv e-prints*, . [arXiv:1712.08153](https://arxiv.org/abs/1712.08153).
- Stratta, G., Gendre, B., Atteia, J. L., Boër, M., Coward, D. M., De Pasquale, M., Howell, E., Klotz, A., Oates, S., & Piro, L. (2013). The Ultra-long GRB 111209A. II. Prompt to Afterglow and Afterglow Properties. *ApJ*, *779*, 66. doi:[10.1088/0004-637X/779/1/66](https://doi.org/10.1088/0004-637X/779/1/66). [arXiv:1306.1699](https://arxiv.org/abs/1306.1699).
- Strohmayer, T. E., & Watts, A. L. (2006). The 2004 Hyperflare from SGR 1806-20: Further Evidence for Global Torsional Vibrations. *ApJ*, *653*, 593–601. doi:[10.1086/508703](https://doi.org/10.1086/508703). [arXiv:astro-ph/0608463](https://arxiv.org/abs/astro-ph/0608463).
- Sullivan, M., Guy, J., Conley, A., Regnault, N., Astier, P., Balland, C., Basa, S., Carlberg, R. G., Fouchez, D., Hardin, D., Hook, I. M., Howell, D. A., Pain, R., Palanque-Delabrouille, N., Perrett, K. M., Pritchett, C. J., Rich, J., Ruhlmann-Kleider, V., Balam, D., Baumont, S., Ellis, R. S., Fabbro, S., Fakhouri, H. K., Fourmanoit, N., González-Gaitán, S., Graham, M. L., Hudson, M. J., Hsiao, E., Kronborg, T., Lidman, C., Mourao, A. M., Neill, J. D., Perlmutter, S., Ripoche, P., Suzuki, N., & Walker, E. S. (2011). SNLS3: Constraints on Dark Energy Combining the Supernova Legacy Survey Three-year Data with Other Probes. *ApJ*, *737*, 102. doi:[10.1088/0004-637X/737/2/102](https://doi.org/10.1088/0004-637X/737/2/102). [arXiv:1104.1444](https://arxiv.org/abs/1104.1444).
- Szécsi, D. (2017). How may short-duration GRBs form? A review of progenitor theories. *Contributions of the Astronomical Observatory Skalnaté Pleso*, *47*, 108–115.
- Szécsi, D., Langer, N., Yoon, S.-C., Sanyal, D., de Mink, S., Evans, C. J., & Dermine, T. (2015). Low-metallicity massive single stars with rotation. Evolutionary models applicable to I Zwicky 18. *A&A*, *581*, A15. doi:[10.1051/0004-6361/201526617](https://doi.org/10.1051/0004-6361/201526617). [arXiv:1506.09132](https://arxiv.org/abs/1506.09132).
- Takami, K., Rezzolla, L., & Baiotti, L. (2014). Constraining the Equation of State of Neutron Stars from Binary Mergers. *Physical Review Letters*, *113*, 091104. doi:[10.1103/PhysRevLett.113.091104](https://doi.org/10.1103/PhysRevLett.113.091104). [arXiv:1403.5672](https://arxiv.org/abs/1403.5672).
- Tanvir, N. R., Levan, A. J., Fruchter, A. S., Fynbo, J. P. U., Hjorth, J., Wiersema, K., Bremer, M. N., Rhoads, J., Jakobsson, P., O'Brien, P. T., Stanway, E. R., Bersier, D., Natarajan, P., Greiner, J., Watson, D., Castro-Tirado, A. J., Wijers, R. A. M. J., Starling, R. L. C., Misra, K., Graham, J. F., & Kouveliotou, C. (2012). Star Formation in the Early Universe: Beyond the Tip of the Iceberg. *ApJ*, *754*, 46. doi:[10.1088/0004-637X/754/1/46](https://doi.org/10.1088/0004-637X/754/1/46). [arXiv:1201.6074](https://arxiv.org/abs/1201.6074).
- Tanvir, N. R., Levan, A. J., Fruchter, A. S., Hjorth, J., Hounsell, R. A., Wiersema, K., & Tunnicliffe, R. L. (2013). A 'kilonova' associated with the short-duration γ -ray burst GRB 130603B. *Nature*, *500*, 547–549. doi:[10.1038/nature12505](https://doi.org/10.1038/nature12505). [arXiv:1306.4971](https://arxiv.org/abs/1306.4971).
- Tanvir, N. R., Levan, A. J., González-Fernández, C., Korobkin, O., Mandel, I., Rosswog, S., Hjorth, J., D'Avanzo, P., Fruchter, A. S., Fryer, C. L., Kangas, T., Milvang-Jensen, B., Rosetti, S., Steeghs, D., Wollaeger, R. T., Cano, Z., Copperwheat, C. M., Covino, S., D'Elia, V., de Ugarte Postigo, A., Evans, P. A., Even, W. P., Fairhurst, S., Figuera Jaimes, R., Fontes, C. J., Fujii, Y. I., Fynbo, J. P. U., Gompertz, B. P., Greiner, J., Hodosan, G., Irwin, M. J., Jakobsson, P., Jørgensen, U. G., Kann, D. A., Lyman, J. D., Malesani, D., McMahon, R. G., Melandri, A., O'Brien, P. T., Osborne, J. P., Palazzi, E., Perley, D. A., Pian, E., Piranomonte, S., Rabus, M., Rol, E., Rowlinson, A., Schulze, S., Sutton, P., Thöne, C. C., Ulaczyk, K., Watson, D., Wiersema, K., & Wijers, R. A. M. J. (2017). The Emergence of a Lanthanide-rich Kilonova Following the Merger of Two Neutron Stars. *ApJ*, *848*, L27. doi:[10.3847/2041-8213/aa90b6](https://doi.org/10.3847/2041-8213/aa90b6). [arXiv:1710.05455](https://arxiv.org/abs/1710.05455).
- Thompson, C., & Duncan, R. C. (1995). The soft gamma repeaters as very strongly magnetized neutron stars - I. Radiative mechanism for outbursts. *MNRAS*, *275*, 255–300. doi:[10.1093/mnras/275.2.255](https://doi.org/10.1093/mnras/275.2.255).
- Tramacere, A., Giommi, P., Massaro, E., Perri, M., Nesci, R., Colafrancesco, S., Tagliaferri, G., Chincarini, G., Falcone, A., Burrows, D. N., Roming, P., McMath Chester, M., & Gehrels, N. (2007). SWIFT observations of TeV BL Lacertae objects. *A&A*, *467*, 501–508. doi:[10.1051/0004-6361:20066226](https://doi.org/10.1051/0004-6361:20066226). [arXiv:astro-ph/0611276](https://arxiv.org/abs/astro-ph/0611276).
- Troja, E., Lipunov, V. M., Mundell, C. G., Butler, N. R., Watson, A. M., Kobayashi, S., Cenko, S. B., Marshall, F. E., Ricci, R., Fruchter, A., Wieringa, M. H., Gorboskoy, E. S., Kornilov, V., Kutyrev, A., Lee, W. H., Toy, V., Tyurina, N. V., Budnev, N. M., Buckley, D. A. H., Gonzalez, J., Gress, O., Horesh, A., Panasyuk, M. I., Prochaska, J. X., Ramirez-Ruiz, E., Rebolo Lopez, R., Richer, M. G., Roman-Zuniga, C., Serra-Ricart, M., Yurkov, V., & Gehrels, N. (2017). Significant and variable linear polarization during the prompt optical flash of GRB 160625B. *Nature*, *547*, 425–427.
- Troja, E., Sakamoto, T., Cenko, S. B., Lien, A., Gehrels, N., Castro-Tirado, A. J., Ricci, R., Capone, J., Toy, V., Kutyrev, A., Kawai, N., Cucchiara, A., Fruchter, A., Gorosabel, J., Jeong, S., Levan, A., Perley, D., Sanchez-Ramirez, R., Tanvir, N., & Veilleux, S. (2016). An Achromatic Break in the Afterglow of the Short GRB 140903A: Evidence for a Narrow Jet. *ApJ*, *827*, 102. doi:[10.3847/0004-637X/827/2/102](https://doi.org/10.3847/0004-637X/827/2/102). [arXiv:1605.03573](https://arxiv.org/abs/1605.03573).
- Ueda, Y., Ishisaki, Y., Takahashi, T., Makishima, K., & Ohashi, T. (2005). The ASCA Medium Sensitivity Survey (The GIS Catalog Project): Source Catalog II. *ApJS*, *161*, 185–223. doi:[10.1086/468187](https://doi.org/10.1086/468187).
- van Eerten, H., Zhang, W., & MacFadyen, A. (2010). Off-axis Gamma-ray Burst Afterglow Modeling Based on a Two-dimensional Axisymmetric

- Hydrodynamics Simulation. *ApJ*, 722, 235–247. doi:[10.1088/0004-637X/722/1/235](https://doi.org/10.1088/0004-637X/722/1/235). [arXiv:1006.5125](https://arxiv.org/abs/1006.5125).
- van Putten, M. H. P. M., Guidorzi, C., & Frontera, F. (2014). Broadband Turbulent Spectra in Gamma-Ray Burst Light Curves. *ApJ*, 786, 146. doi:[10.1088/0004-637X/786/2/146](https://doi.org/10.1088/0004-637X/786/2/146). [arXiv:1411.6940](https://arxiv.org/abs/1411.6940).
- Vanzella, E., Calura, F., Meneghetti, M., Mercurio, A., Castellano, M., Caminha, G. B., Balestra, I., Rosati, P., Tozzi, P., De Barros, S., Grazian, A., D’Ercole, A., Ciotti, L., Caputi, K., Grillo, C., Merlin, E., Pentericci, L., Fontana, A., Cristiani, S., & Coe, D. (2017a). Paving the way for the JWST: witnessing globular cluster formation at $z \approx 3$. *MNRAS*, 467, 4304–4321. doi:[10.1093/mnras/stx351](https://doi.org/10.1093/mnras/stx351). [arXiv:1612.01526](https://arxiv.org/abs/1612.01526).
- Vanzella, E., Castellano, M., Meneghetti, M., Mercurio, A., Caminha, G. B., Cupani, G., Calura, F., Christensen, L., Merlin, E., Rosati, P., Gronke, M., Dijkstra, M., Mignoli, M., Gilli, R., De Barros, S., Caputi, K., Grillo, C., Balestra, I., Cristiani, S., Nonino, M., Giallongo, E., Grazian, A., Pentericci, L., Fontana, A., Comastri, A., Vignali, C., Zamorani, G., Brusa, M., Bergamini, P., & Tozzi, P. (2017b). Magnifying the Early Episodes of Star Formation: Super Star Clusters at Cosmological Distances. *ApJ*, 842, 47. doi:[10.3847/1538-4357/aa74ae](https://doi.org/10.3847/1538-4357/aa74ae). [arXiv:1703.02044](https://arxiv.org/abs/1703.02044).
- Vergani, S. D., Palmerio, J., Salvaterra, R., Japelj, J., Mannucci, F., Perley, D. A., D’Avanzo, P., Krühler, T., Puech, M., Boissier, S., Campana, S., Covino, S., Hunt, L. K., Petitjean, P., & Tagliaferri, G. (2017). The chemical enrichment of long gamma-ray bursts nurseries up to $z = 2$. *A&A*, 599, A120. doi:[10.1051/0004-6361/201629759](https://doi.org/10.1051/0004-6361/201629759). [arXiv:1701.02312](https://arxiv.org/abs/1701.02312).
- Wanderman, D., & Piran, T. (2015). The rate, luminosity function and time delay of non-Collapsar short GRBs. *MNRAS*, 448, 3026–3037. doi:[10.1093/mnras/stv123](https://doi.org/10.1093/mnras/stv123). [arXiv:1405.5878](https://arxiv.org/abs/1405.5878).
- Waxman, E., & Bahcall, J. (1997). High Energy Neutrinos from Cosmological Gamma-Ray Burst Fireballs. *Physical Review Letters*, 78, 2292–2295. doi:[10.1103/PhysRevLett.78.2292](https://doi.org/10.1103/PhysRevLett.78.2292). [arXiv:astro-ph/9701231](https://arxiv.org/abs/astro-ph/9701231).
- Willingale, R., & Mészáros, P. (2017). Gamma-Ray Bursts and Fast Transients. Multi-wavelength Observations and Multi-messenger Signals. *Space Sci. Rev.*, 207, 63–86. doi:[10.1007/s11214-017-0366-4](https://doi.org/10.1007/s11214-017-0366-4).
- Woodsley, S. E. (1993). Gamma-ray bursts from stellar mass accretion disks around black holes. *ApJ*, 405, 273–277. doi:[10.1086/172359](https://doi.org/10.1086/172359).
- Yonetoku, D., Mihara, T., Sawano, T., Ikeda, H., Harayama, A., Takata, S., Yoshida, K., Seta, H., Toyonago, A., Kagawa, Y., Kawai, K., Kawai, N., Sakamoto, T., Serino, M., Kurosawa, S., Gunji, S., Tanimori, T., Murakami, T., Yatsu, Y., Yamaoka, K., Yoshida, A., Kawabata, K., Matsumoto, T., Tsumura, K., Matsuura, S., Shirahata, M., Okita, H., Yanagisawa, K., Yoshida, M., & Motohara, K. (2014). High- z gamma-ray bursts for unraveling the dark ages mission HiZ-GUNDAM. In *Space Telescopes and Instrumentation 2014: Ultraviolet to Gamma Ray* (p. 91442S). volume 9144 of Proc. SPIE. doi:[10.1117/12.2055041](https://doi.org/10.1117/12.2055041). [arXiv:1406.4202](https://arxiv.org/abs/1406.4202).
- Yonetoku, D., Murakami, T., Nakamura, T., Yamazaki, R., Inoue, A. K., & Ioka, K. (2004). Gamma-Ray Burst Formation Rate Inferred from the Spectral Peak Energy–Peak Luminosity Relation. *ApJ*, 609, 935–951. doi:[10.1086/421285](https://doi.org/10.1086/421285). [arXiv:astro-ph/0309217](https://arxiv.org/abs/astro-ph/0309217).
- Yoon, S.-C., Dierks, A., & Langer, N. (2012). Evolution of massive Population III stars with rotation and magnetic fields. *A&A*, 542, A113. doi:[10.1051/0004-6361/201117769](https://doi.org/10.1051/0004-6361/201117769). [arXiv:1201.2364](https://arxiv.org/abs/1201.2364).
- Yoon, S.-C., Langer, N., & Norman, C. (2006). Single star progenitors of long gamma-ray bursts. I. Model grids and redshift dependent GRB rate. *A&A*, 460, 199–208. doi:[10.1051/0004-6361:20065912](https://doi.org/10.1051/0004-6361:20065912). [arXiv:astro-ph/0606637](https://arxiv.org/abs/astro-ph/0606637).
- Zhang, B. (2013). Early X-Ray and Optical Afterglow of Gravitational Wave Bursts from Mergers of Binary Neutron Stars. *ApJ*, 763, L22. doi:[10.1088/2041-8205/763/1/L22](https://doi.org/10.1088/2041-8205/763/1/L22). [arXiv:1212.0773](https://arxiv.org/abs/1212.0773).
- Zhang, B., & Mészáros, P. (2001). Gamma-Ray Burst Afterglow with Continuous Energy Injection: Signature of a Highly Magnetized Millisecond Pulsar. *ApJ*, 552, L35–L38. doi:[10.1086/320255](https://doi.org/10.1086/320255). [arXiv:astro-ph/0011133](https://arxiv.org/abs/astro-ph/0011133).