

# IMA Commission on New Minerals, Nomenclature and Classification (CNMNC)

## NEWSLETTER 19

---

### New minerals and nomenclature modifications approved in 2014

P. A. WILLIAMS<sup>1</sup> (Chairman, CNMNC), F. HATERT<sup>2</sup> (Vice-Chairman, CNMNC), M. PASERO<sup>3</sup> (Vice-Chairman, CNMNC) AND S. J. MILLS<sup>4</sup> (Secretary, CNMNC)

<sup>1</sup> School of Science and Health, University of Western Sydney, Locked Bag 1797, Penrith, NSW 2751, Australia – p.williams@uws.edu.au

<sup>2</sup> Laboratoire de Minéralogie, Université de Liège, B-4000 Liège, Belgium – fhatert@ulg.ac.be

<sup>3</sup> Dipartimento di Scienze della Terra, Università degli Studi di Pisa, Via Santa Maria 53, I-56126 Pisa, Italy – pasero@dst.unipi.it

<sup>4</sup> Geosciences, Museum Victoria, PO Box 666, Melbourne, Victoria 3001, Australia – smills@museum.vic.gov.au

The information given here is provided by the IMA Commission on New Minerals, Nomenclature and Classification for comparative purposes and as a service to mineralogists working on new species.

Each mineral is described in the following format:

**Mineral name, if the authors agree on its release prior to the full description appearing in press**

Chemical formula

Type locality

Full authorship of proposal

E-mail address of corresponding author

Relationship to other minerals

Crystal system, Space group; Structure determined, yes or no

Unit-cell parameters

Strongest lines in the X-ray powder diffraction pattern

Type specimen repository and specimen number

Citation details for the mineral prior to publication of full description

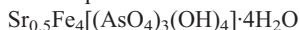
**Citation details concern the fact that this information will be published in the *Mineralogical Magazine* on a routine basis, as well as being added month by month to the Commission's web site.**

**It is still a requirement for the authors to publish a full description of the new mineral.**

NO OTHER INFORMATION WILL BE RELEASED BY THE COMMISSION

**NEW MINERAL PROPOSALS APPROVED IN  
DECEMBER 2013****IMA No. 2013-101**

Strontiopharmacosiderite



La Plâtrière quarry, Granges, Wallis, Switzerland

Stuart J. Mills\*, Nicolas Meisser, Mike S. Rumsey, David G. Hay, John Spratt, Stefan Ansermet and Pierre Vonlanthen

\*E-mail: smills@museum.vic.gov.au

Pharmacosiderite group

Tetragonal:  $P4_2m$  $a = 8.084(27)$ ,  $c = 8.151(5)$  Å

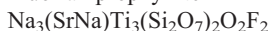
3.309(55), 2.874(100), 2.574(45), 2.456(40), 2.332(55), 1.908(50), 1.808(60)

Type material is deposited in the collections of the Musée Cantonal de Géologie, Lausanne, Switzerland, registration number MGL 92956; cotype material is housed in the Geosciences collections at Museum Victoria, Melbourne, Australia, registration number M52282, and the Type Collection of the Natural History Museum, London, UK, registration number BM 2013,150

How to cite: Mills, S.J., Meisser, N., Rumsey, M.S., Hay, D.G., Spratt, J., Ansermet, S. and Vonlanthen, P. (2014) Strontiopharmacosiderite, IMA 2013-101. CNMNC Newsletter No. 19, February 2014, page 166; *Mineralogical Magazine*, **78**, 165–170.

**IMA No. 2013-102**

Fluorlamprophyllite



Poços de Caldas alkaline massif, Morro do Serrote, Minas Gerais, Brazil (21°53'05"S, 46°38'45"W)

Marcelo B. Andrade\*, Hexiong Yang, Robert T. Downs, Gunnar Färber, Reynaldo R. Contreira Filho, Stanley H. Evans, Clayton W. Loehn and Benjamin N. Schumer

\*E-mail: mabadean@terra.com.br

Lamprophyllite group

Monoclinic:  $C2/m$ ; structure determined $a = 19.255(2)$ ,  $b = 7.0715(7)$ ,  $c = 5.3807(6)$  Å,  $\beta = 96.794(2)^\circ$ 

4.1468(60), 3.7255(36), 3.3935(20), 3.2012(21), 2.7765(100), 2.1336(32), 1.7686(24), 1.5992(22)

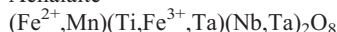
Cotype material is deposited in the collections of the University of Arizona Mineral Museum,

Tucson, Arizona, USA, catalogue number 19589, and the RRUFF Project, deposition number R130421

How to cite: Andrade, M.B., Yang, H., Downs, R.T., Färber, G., Contreira Filho, R.R., Evans, S.H., Loehn, C.W. and Schumer, B.N. (2014) Fluorlamprophyllite, IMA 2013-102. CNMNC Newsletter No. 19, February 2014, page 166; *Mineralogical Magazine*, **78**, 165–170.

**IMA No. 2013-103**

Achalaite



Cerro Los Mogotes, Cañada del Puerto, Córdoba, Argentina (31°25'21.7''S, 64°55'4.6''W)

Miguel Ángel Galliski\*, María Florencia Márquez-Zavalía, Petr Černý, Raúl Lira, Andrew C. Roberts and Heinz-Jürgen Bernhardt

\*E-mail: galliski@mendoza-conicet.gov.ar

Wodginite group

Monoclinic:  $C2/c$  $a = 9.422(4)$ ,  $b = 11.427(3)$ ,  $c = 5.120(1)$  Å,  $\beta = 90.12(4)^\circ$ 

3.630(40), 2.964(100), 2.564(35), 2.493(40), 1.766(35), 1.735(40), 1.711(50), 1.453(40)

Type material is deposited in the collections of the Museo de Mineralogía y Geología "Dr. Alfred Stelzner", Universidad Nacional de Córdoba, Córdoba, Argentina, catalogue number 3279

How to cite: Galliski, M.Á., Márquez-Zavalía, M.F., Černý, P., Lira, R., Roberts, A.C. and Bernhardt, H.-J. (2014) Achalaite, IMA 2013-103. CNMNC Newsletter No. 19, February 2014, page 166; *Mineralogical Magazine*, **78**, 165–170.

**IMA No. 2013-104**

Negevite



Halamish Wadi, southern Hatrurim Formation, Negev Desert, Israel (31°09'47"N, 35°17'57"E)

Sergey N. Britvin\*, Michail N. Murashko, Ye. Vapnik, Yury S. Polekhovskiy and Sergey V. Krivovichev

\*E-mail: sbritvin@gmail.com

Pyrite structure type

Cubic:  $Pa\bar{3}$ ; structure determined $a = 5.4816(5)$  Å

3.165(54), 2.741(95), 2.451(42), 2.238(35), 1.938(54), 1.653(100), 1.582(17), 1.465(17)

Type material is deposited in the collections of

the Mineralogical Museum of the Department of Mineralogy, St Petersburg State University, St Petersburg, Russia, catalogue number 19604  
How to cite: Britvin, S.N., Murashko, M.N., Vapnik, Ye., Polekhovskiy, Y.S. and Krivovichev, S.V. (2014) Negevite, IMA 2013-104. CNMNC Newsletter No. 19, February 2014, page 166; *Mineralogical Magazine*, **78**, 165–170.

**IMA No. 2013-105**

Halamishite

Ni<sub>5</sub>P<sub>4</sub>

Halamish Wadi, southern Hatrurim Formation, Negev Desert, Israel (31°09'47"N, 35°17'57"E)  
Sergey N. Britvin\*, Michail N. Murashko, Ye. Vapnik, Yury S. Polekhovskiy and Sergey V. Krivovichev

\*E-mail: sbritvin@gmail.com

Known synthetic analogue

Hexagonal: *P6<sub>3</sub>mc*; structure determined $a = 6.8184(4)$ ,  $c = 11.0288(8)$  Å

2.953(56), 2.498(57), 2.069(57), 2.015(88), 1.938(69), 1.908(77), 1.735(100), 1.705(58)

Type material is deposited in the collections of the Mineralogical Museum of the Department of Mineralogy, St Petersburg State University, St Petersburg, Russia, catalogue number 19606

How to cite: Britvin, S.N., Murashko, M.N., Vapnik, Ye., Polekhovskiy, Y.S. and Krivovichev, S.V. (2014) Halamishite, IMA 2013-105. CNMNC Newsletter No. 19, February 2014, page 167; *Mineralogical Magazine*, **78**, 165–170.

**IMA No. 2013-106**

Transjordanite

Ni<sub>2</sub>P

Transjordan Plateau, northeastern Hatrurim Formation, Jordan (31°21'52.2"N, 36°10'55.1"E) (holotype); Halamish Wadi, southern Hatrurim Formation, Negev Desert, Israel (31°09'47"N, 35°17'57"E) (cotype)

Sergey N. Britvin\*, Michail N. Murashko, Ye. Vapnik, Yury S. Polekhovskiy and Sergey V. Krivovichev

\*E-mail: sbritvin@gmail.com

Ni analogue of barringerite

Hexagonal: *P6<sub>2</sub>m*; structure determined $a = 5.8837(3)$ ,  $c = 3.3492(4)$  Å

2.211(100), 2.028(42), 1.926(37), 1.697(21), 1.676(18), 1.672(18), 1.104(20)

Type material is deposited in the collections of

the Mineralogical Museum of the Department of Mineralogy, St Petersburg State University, St Petersburg, Russia, catalogue number 19605

How to cite: Britvin, S.N., Murashko, M.N., Vapnik, Ye., Polekhovskiy, Y.S. and Krivovichev, S.V. (2013) Transjordanite, IMA 2013-106. CNMNC Newsletter No. 19, February 2014, page 167; *Mineralogical Magazine*, **78**, 165–170.

**IMA No. 2013-107**

Zuktamurrite

FeP<sub>2</sub>

Halamish Wadi, southern Hatrurim Formation, Negev Desert, Israel (31°09'47"N, 35°17'57"E)  
Sergey N. Britvin\*, Michail N. Murashko, Ye. Vapnik, Yury S. Polekhovskiy and Sergey V. Krivovichev

\*E-mail: sbritvin@gmail.com

Marcasite structure type

Orthorhombic: *Pnmm*; structure determined $a = 4.9276(6)$ ,  $b = 5.6460(7)$ ,  $c = 2.8174(4)$  Å  
3.713(61), 2.823(30), 2.450(36), 2.446(100), 1.849(32), 1.762(55), 1.577(27), 1.565(29)

Type material is deposited in the collections of the Mineralogical Museum of the Department of Mineralogy, St Petersburg State University, St Petersburg, Russia, catalogue number 19607

How to cite: Britvin, S.N., Murashko, M.N., Vapnik, Ye., Polekhovskiy, Y.S. and Krivovichev, S.V. (2014) Zuktamurrite, IMA 2013-107. CNMNC Newsletter No. 19, February 2014, page 167; *Mineralogical Magazine*, **78**, 165–170.

**IMA No. 2013-108**

Waimirite-(Y)

YF<sub>3</sub>

Pitinga mine, Presidente Figueiredo, Amazonas, Brazil (0°44'43"S, 60°7'40"W)

Artur C. Bastos Neto, Vitor P. Pereira, Daniel Atencio\*, José T.M.M. Ferron and José M.V. Coutinho

\*E-mail: datencio@usp.br

Known synthetic analogue

Orthorhombic: *Pnma* $a = 6.386(1)$ ,  $b = 6.877(1)$ ,  $c = 4.401(1)$  Å  
3.707(26), 3.623(78), 3.438(99), 3.205(100), 2.894(59), 1.937(33), 1.916(24), 1.862(27)

Type material is deposited in the collections of the Museu de Geociências, Instituto de Geociências, Universidade de São Paulo, São Paulo, Brazil, specimen number DR919, and the

Museu de Mineralogia Luiz Englert, Departamento de Mineralogia e Petrologia, Instituto de Geociências, Universidade Federal do Rio Grande do Sul, Porto Alegre, Brazil, specimen number 3620

How to cite: Bastos Neto, A.C., Pereira, V.P., Atencio, D., Ferron, J.T.M.M. and Coutinho, J.M.V. (2014) Waimirite-(Y), IMA 2013-108. CNMNC Newsletter No. 19, February 2014, page 167; *Mineralogical Magazine*, **78**, 165–170.

#### IMA No. 2013-109

Kuratite



D'Orbigny angrite (a meteorite found in Argentina)

Shyh-Lung Hwang\*, Pouyan Shen, Hao-Tsu Chu, Tzen-Fu Yui, Maria-Eugenia Varela and Yoshiyuki Iizuka

\*E-mail: slhwang@mail.ndhu.edu.tw

Aenigmatite group

Triclinic:  $P\bar{1}$

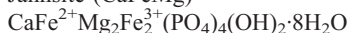
$a = 10.513(7)$ ,  $b = 10.887(7)$ ,  $c = 9.004(18)$  Å,  
 $\alpha = 105.97(13)$ ,  $\beta = 96.00(12)$ ,  $\gamma = 124.82(4)^\circ$   
2.97, 2.72, 2.58, 2.44, 2.13, 2.12

Type material is deposited in the collections of the Naturhistorisches Museum Wien, Vienna, Austria, inventory number Section D'Orbigny C-N1172-NH Wien

How to cite: Hwang, S.-L., Shen, P., Chu, H.-T., Yui, T.-F., Varela, M.-E. and Iizuka, Y. (2014) Kuratite, IMA 2013-109. CNMNC Newsletter No. 19, February 2014, page 168; *Mineralogical Magazine*, **78**, 165–170.

#### IMA No. 2013-111

Jahnsite-(CaFeMg)



Tom's Quarry, Kapunda, South Australia, Australia

Peter Elliott

E-mail: peter.elliott@adelaide.edu.au

Whiteite-jahnsite group

Monoclinic:  $P2_1/a$ ; structure determined

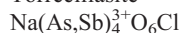
$a = 14.975(5)$ ,  $b = 7.1645(14)$ ,  $c = 9.928(2)$  Å,  
 $\beta = 110.65(3)^\circ$   
9.339(100), 4.923(20), 3.562(20), 3.518(20),  
3.453(20), 2.965(20), 2.839(35), 2.592(20)

Type material is deposited in the collections of the South Australian Museum, Adelaide, South Australia, Australia, registration number G34045

How to cite: Elliott, P. (2014) Jahnsite-(CaFeMg), IMA 2013-111. CNMNC Newsletter No. 19, February 2014, page 168; *Mineralogical Magazine*, **78**, 165–170.

#### IMA No. 2013-112

Torrecillasite



Torrecillas mine, Salar Grande, Iquique Province, Tarapacá Region, Chile (20°58'13"S, 70°8'17"W)

Anthony R. Kampf\*, Barbara Nash and Maurizio Dini

E-mail: akampf@nhm.org

The Cl analogue of synthetic NaAs<sub>4</sub>O<sub>6</sub>Br

Orthorhombic:  $Pm\bar{c}n$ ; structure determined

$a = 5.2580(9)$ ,  $b = 8.0620(13)$ ,  $c = 18.654(3)$  Å  
4.2975(33), 4.0308(78), 3.0353(100),  
2.8534(39), 2.6419(84), 2.4259(34),  
1.8936(32), 1.8026(29)

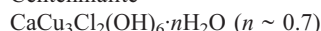
Type material is deposited in the collections of the Natural History Museum of Los Angeles County, Los Angeles, CA 90007, USA, catalogue numbers 64079, 64080, 64081 and 64082

How to cite: Kampf, A.R., Nash, B. and Dini, M. (2014) Torrecillasite, IMA 2013-112. CNMNC Newsletter No. 19, February 2014, page 168; *Mineralogical Magazine*, **78**, 165–170.

### NEW MINERAL PROPOSALS APPROVED IN JANUARY 2014

#### IMA No. 2013-110

Centennialite



Centennial mine, Calumet, Houghton County, Michigan, USA

Wilson A. Crichton\* and Harald Müller

E-mail: crichton@esrf.fr

Related to kapellasite, haydeelite and misakiite

Trigonal:  $P\bar{3}m1$ ; structure determined

$a = 6.6630(2)$ ,  $c = 5.8041(3)$  Å  
5.799(100), 2.886(51), 2.583(75), 2.045(32),  
1.665(20), 1.605(17), 1.600(15), 1.444(11)

Type material is deposited in the collections of the Musée de Mineralogie, Paris, France, collection number 83080 and 14073, and the Mineral Museum of the University of Arizona, Tucson, Arizona, USA, catalogue number 19588 and 8789

How to cite: Crichton, W.A. and Müller, H. (2014) Centennialite, IMA 2013-110. CNMNC Newsletter No. 19, February 2014, page 168; *Mineralogical Magazine*, **78**, 165–170.

#### IMA No. 2013-113

Backite  
 $\text{Pb}_2\text{AlTeO}_6\text{Cl}$   
 Grand Central mine, Tombstone District, Cochise County, Arizona, USA  
 Kimberly T. Tait, Veronica DiCecco, Mark A. Cooper, Neil A. Ball and Frank C. Hawthorne\*  
 E-mail: frank\_hawthorne@umanitoba.ca  
 New structure type  
 Trigonal:  $P312$ ; structure determined  
 $a = 5.0441(7)$ ,  $c = 9.421(2)$  Å  
 4.363(55), 3.959(11), 3.193(100), 2.521(55), 2.187(17), 1.978(28), 1.715(20), 1.555(35)  
 Type material is deposited in the collections of the Department of Natural History, Royal Ontario Museum, 100 Queens Park, Toronto, Ontario M5S 2C6, Canada, catalogue number M56436  
 How to cite: Tait, K.T., DiCecco, V., Cooper, M.A., Ball, N.A. and Hawthorne, F.C. (2014) Backite, IMA 2013-113. CNMNC Newsletter No. 19, February 2014, page 169; *Mineralogical Magazine*, **78**, 165–170.

#### IMA No. 2013-114

Kitagohaite  
 $\text{Pt}_7\text{Cu}$   
 Lubero region, Democratic Republic of the Congo  
 Alexandre Raphael Cabral\*, Roman Skalá, Anna Vymazalová, Anna Kallistová, Bernd Lehmann, Jacques Jedwab and Tamara Sidorinová  
 E-mail: alexandre.cabral@tu-clausthal.de  
 Known synthetic analogue  
 Cubic:  $Fm\bar{3}m$ ; structure determined  
 $a = 7.7867(4)$  Å  
 3.871(3), 2.348(3), 2.246(100), 1.948(8), 1.377(77), 1.174(27), 1.123(31), 0.893(13)  
 Type material is deposited in the collections of "Geosammlung", Technical University of Clausthal, D-38678 Clausthal-Zellerfeld, Germany, catalogue number 11331  
 How to cite: Cabral, A.R., Skalá, R., Vymazalová, A., Kallistová, A., Lehmann, B., Jedwab, J. and Sidorinová, T. (2014) Kitagohaite, IMA 2013-114. CNMNC Newsletter No. 19, February 2014, page 169; *Mineralogical Magazine*, **78**, 165–170.

#### IMA No. 2013-115

Lukkulaisvaaraite  
 $\text{Pd}_{14}\text{Ag}_2\text{Te}_9$   
 Lukkulaisvaara layered intrusion, northern Russian Karelia, Russia (66°19'21"N, 30°49'50"E)  
 Anna Vymazalová, Tatiana L. Grokhovskaya, František Laufek and Victor Rassulov  
 E-mail: anna.vymazalova@geology.cz  
 New structure type  
 Tetragonal:  $I4/m$ ; structure determined  
 $a = 8.9599(6)$ ,  $c = 11.822(1)$  Å  
 2.8323(58), 2.8088(92), 2.5542(66), 2.4312(41), 2.1367(57), 2.1015(52), 2.0449(100), 2.0031(63)  
 Type material is deposited in the collections of the Department of Mineralogy of The National Museum, Prague, Czech Republic, catalogue number PIP 15/2013  
 How to cite: Vymazalová, A., Grokhovskaya, T.L., Laufek, F. and Rassulov, V. (2014) Lukkulaisvaaraite, IMA 2013-115. CNMNC Newsletter No. 19, February 2014, page 169; *Mineralogical Magazine*, **78**, 165–170.

#### IMA No. 2013-116

Kononovite  
 $\text{NaMg}(\text{SO}_4)\text{F}$   
 Arsenatnaya fumarole, Second scoria cone of the Northern Breakthrough of the Great Tolbachik Fissure Eruption, Tolbachik volcano, Kamchatka Peninsula, Far-Eastern Region, Russia (55°41'N, 160°14'E, 1200 m asl)  
 Igor V. Pekov\*, Maria G. Krzhizhanovskaya, Vasiliy O. Yapaskurt, Dmitriy I. Belakovskiy, Nikita V. Chukanov, Inna S. Lykova and Evgeny G. Sidorov  
 E-mail: igorpekov@mail.ru  
 Isostructural with phosphates and arsenates of the tilasite/durangite group, and with silicates of the titanite group  
 Monoclinic:  $C2/c$   
 $a = 6.662(2)$ ,  $b = 8.584(3)$ ,  $c = 7.035(2)$  Å,  
 $\beta = 114.06(3)^\circ$   
 4.766(38), 3.567(33), 3.233(82), 3.210(55), 3.041(100), 2.589(53), 2.571(38), 2.269(33)  
 Type material is deposited in the collections of the Fersman Mineralogical Museum of the Russian Academy of Sciences, Moscow, Russia, registration number 4452/1  
 How to cite: Pekov, I.V., Krzhizhanovskaya, M.G., Yapaskurt, V.O., Belakovskiy, D.I., Chukanov, N.V., Lykova, I.S. and Sidorov,

E.G. (2014) Kononovite, IMA 2013-116. CNMNC Newsletter No. 19, February 2014, page 169; *Mineralogical Magazine*, **78**, 165–170.

IMA No. **2013-117**

Nickeltsumcorite



Km-3 Mine, Lavrion District, Attikí Prefecture, Greece

Igor V. Pekov\*, Nikita V. Chukanov, Dmitry A. Varlamov, Dmitriy I. Belakovskiy, Panagiotis Voudouris, Athanassios Katerinopoulos and Andreas Magganas

E-mail: igorpekov@mail.ru

Tsumcorite group

Monoclinic:  $C2/m$

$a = 9.124(8)$ ,  $b = 6.339(3)$ ,  $c = 7.567(7)$  Å,

$\beta = 115.19(6)^\circ$

4.64(100), 4.47(41), 3.238(82), 3.008(60), 2.859(41), 2.730(54), 2.545(79), 2.505(61)

Type material is deposited in the collections of the Fersman Mineralogical Museum of the Russian Academy of Sciences, Moscow, Russia, registration number 4391/1

How to cite: Pekov, I.V., Chukanov, N.V., Varlamov, D.A., Belakovskiy, D.I., Voudouris, P., Katerinopoulos, A. and Magganas, A. (2014) Nickeltsumcorite, IMA 2013-117. CNMNC Newsletter No. 19, February 2014, page 170; *Mineralogical Magazine*, **78**, 165–170.

IMA No. **2013-118**

Natropalermoite



Palermo No. 1 mine, Groton, Grafton County, New Hampshire, USA

Benjamin N. Schumer\*, Hexiong Yang and Robert T. Downs

E-mail: bschumer@email.arizona.edu

The sodium analogue of palermoite

Orthorhombic:  $Imcb$ ; structure determined

$a = 11.4849(6)$ ,  $b = 16.2490(7)$ ,  $c = 7.2927(4)$  Å

4.907(68), 4.689(45), 3.327(48), 3.128(100), 3.078(45), 2.636(35), 2.453(38), 2.174(35)

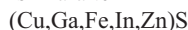
Type material is deposited in the collections of

the Mineral Museum of the University of Arizona, Tucson, Arizona, USA, catalogue number 19735, and the RRUFF Project, deposition number R130092

How to cite: Schumer, B.N., Yang, H. and Downs, R.T. (2014) Natropalermoite, IMA 2013-118. CNMNC Newsletter No. 19, February 2014, page 170; *Mineralogical Magazine*, **78**, 165–170.

IMA No. **2013-119**

Ishiharaite



Nueva Esperanza vein, Capillitas mine, Farallón Negro Mining District, Argentina (27°27'S, 66°30'W)

María Florencia Márquez-Zavalía\*, Miguel Ángel Galliski, Milan Drábek, Anna Vymazalová, Yasushi Watanabe, Hiroyasu Murakami and Heinz-Jürgen Bernhardt

E-mail: mzavalia@mendoza-conicet.gov.ar

Sphalerite structure type

Cubic:  $F\bar{4}3m$

$a = 5.368(1)$  Å

3.096(100), 2.684(20), 1.898(60), 1.620(40), 1.344(10), 1.231(10), 1.097(15), 1.035(10)

Type material is deposited in the collections of the Museo de Mineralogía “Alfred Stelzner”, Universidad Nacional de Córdoba, Córdoba, Argentina, catalogue number 3280

How to cite: Márquez-Zavalía, M.F., Galliski, M.Á., Drábek, M., Vymazalová, A., Watanabe, Y., Murakami, H. and Bernhardt, H.-J. (2014) Ishiharaite, IMA 2013-119. CNMNC Newsletter No. 19, February 2014, page 170; *Mineralogical Magazine*, **78**, 165–170.

**NOMENCLATURE PROPOSALS APPROVED  
IN JANUARY 2014**

IMA No. **2011-096**

The originally approved name for the approved mineral was subsequently withdrawn. The name tangdanite, after the type locality, has been approved by IMA CNMNC.