

# Optical Study of a Spectrum Splitting Solar Concentrator based on a Combination of a Diffraction grating and a Fresnel lens

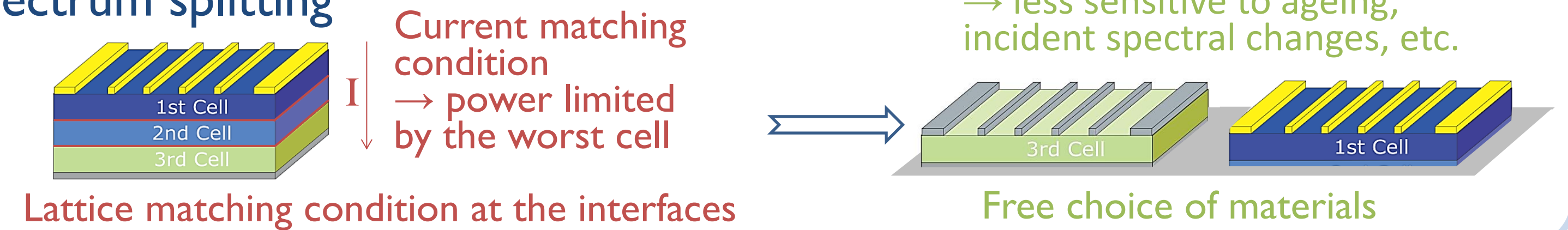
Céline Michel\* (FRIA PhD Student), Jérôme Loicq, Tanguy Thibert & Serge Habraken  
Centre Spatial de Liège – Hololab – Université de Liège  
\* cmichel@ulg.ac.be

There are two solutions in order to reduce satellites high cost and space environment degradation

(1) Solar concentration : # solar cells/m<sup>2</sup> ↓ → cost ↓

Space environment  
→ specific thermal conditions  
→ desired solar concentration <10x

(2) Spectrum splitting

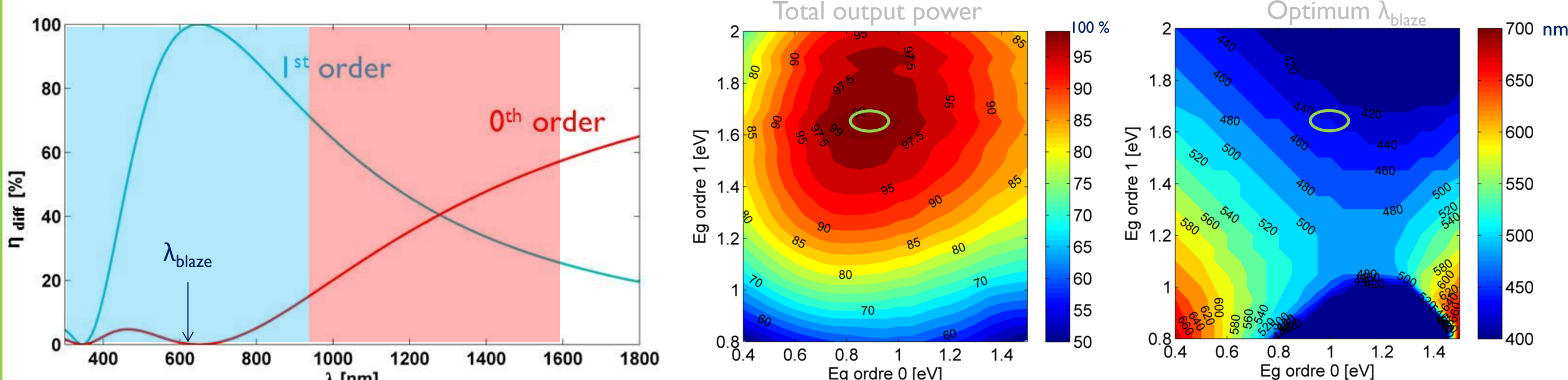


Two designs based on a diffraction grating/Fresnel lens combination are proposed:

(1) With a blazed grating

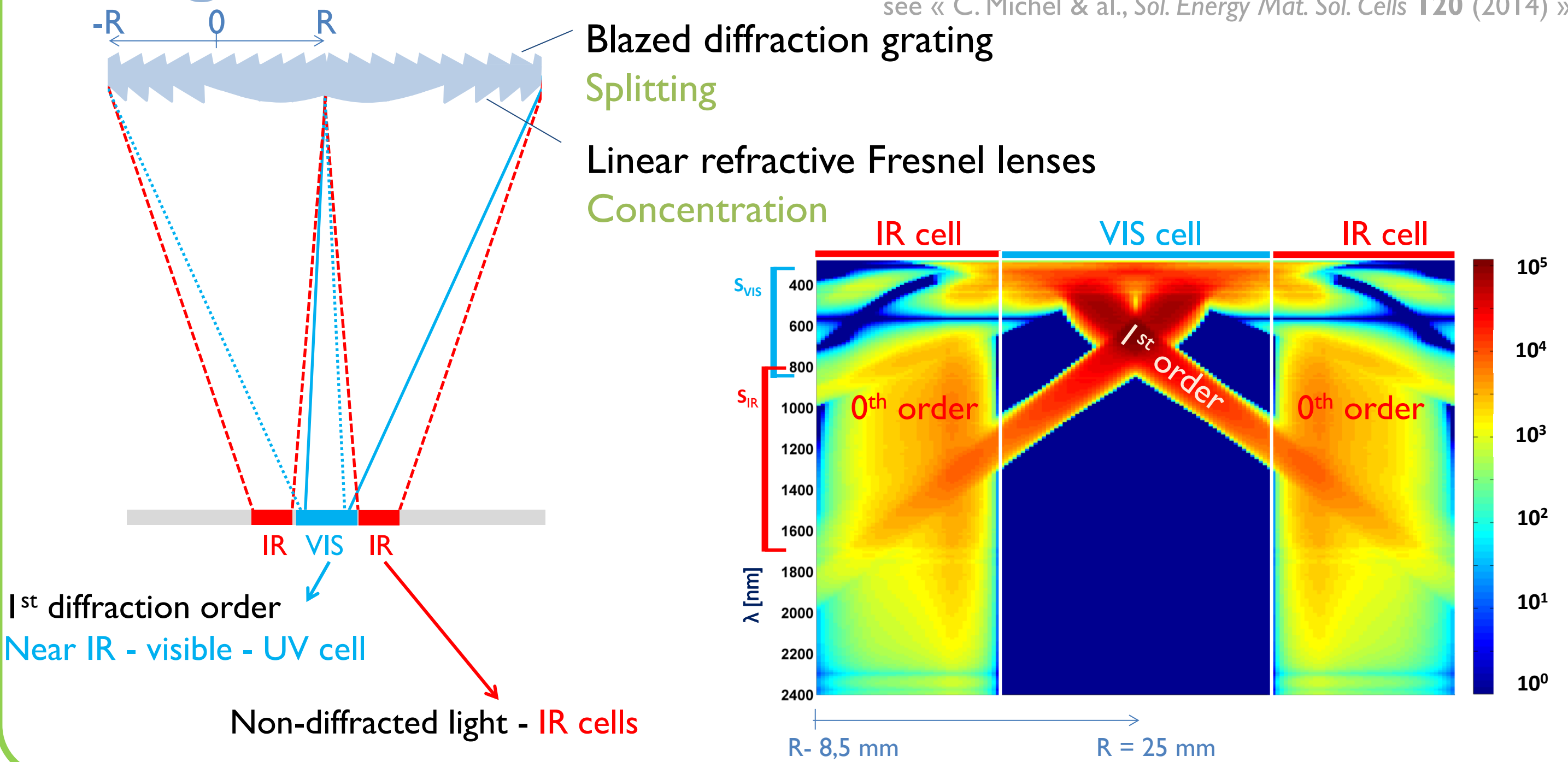
(2) With a lamellar grating

Diffraction efficiency → Ideal PV cell/ λ<sub>blaze</sub> combination



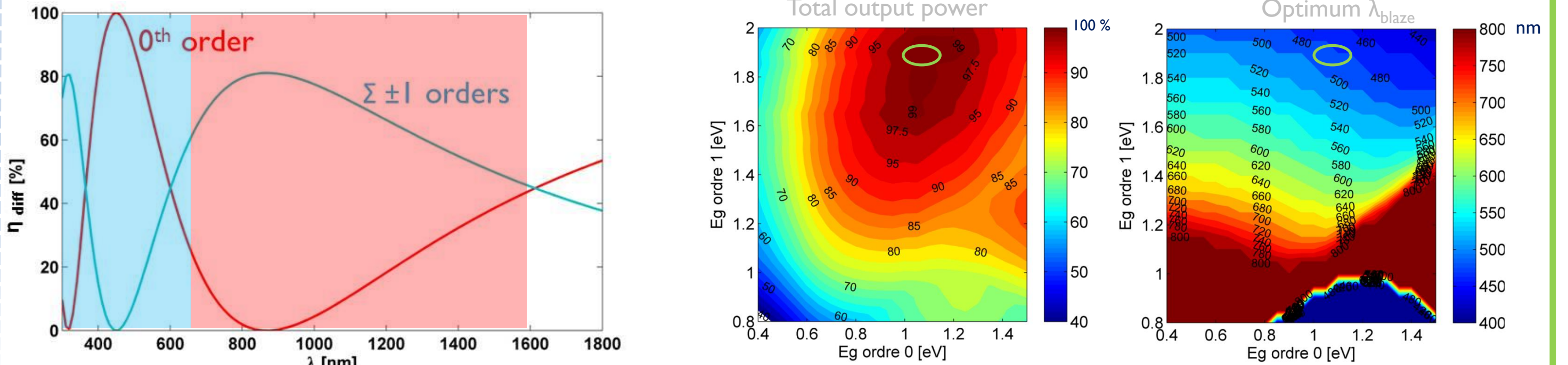
If all 1<sup>st</sup> (0<sup>th</sup>) order diffracted light reaches VIS (IR) cell, and with ideal cells EQEs (all photon with energy larger than the Eg is converted), we found the optimum combination of cells and λ<sub>blaze</sub> : Eg<sub>0</sub> = 0,95eV and Eg<sub>1</sub> = 1,65 eV, λ<sub>blaze</sub> = 450nm.

Configuration

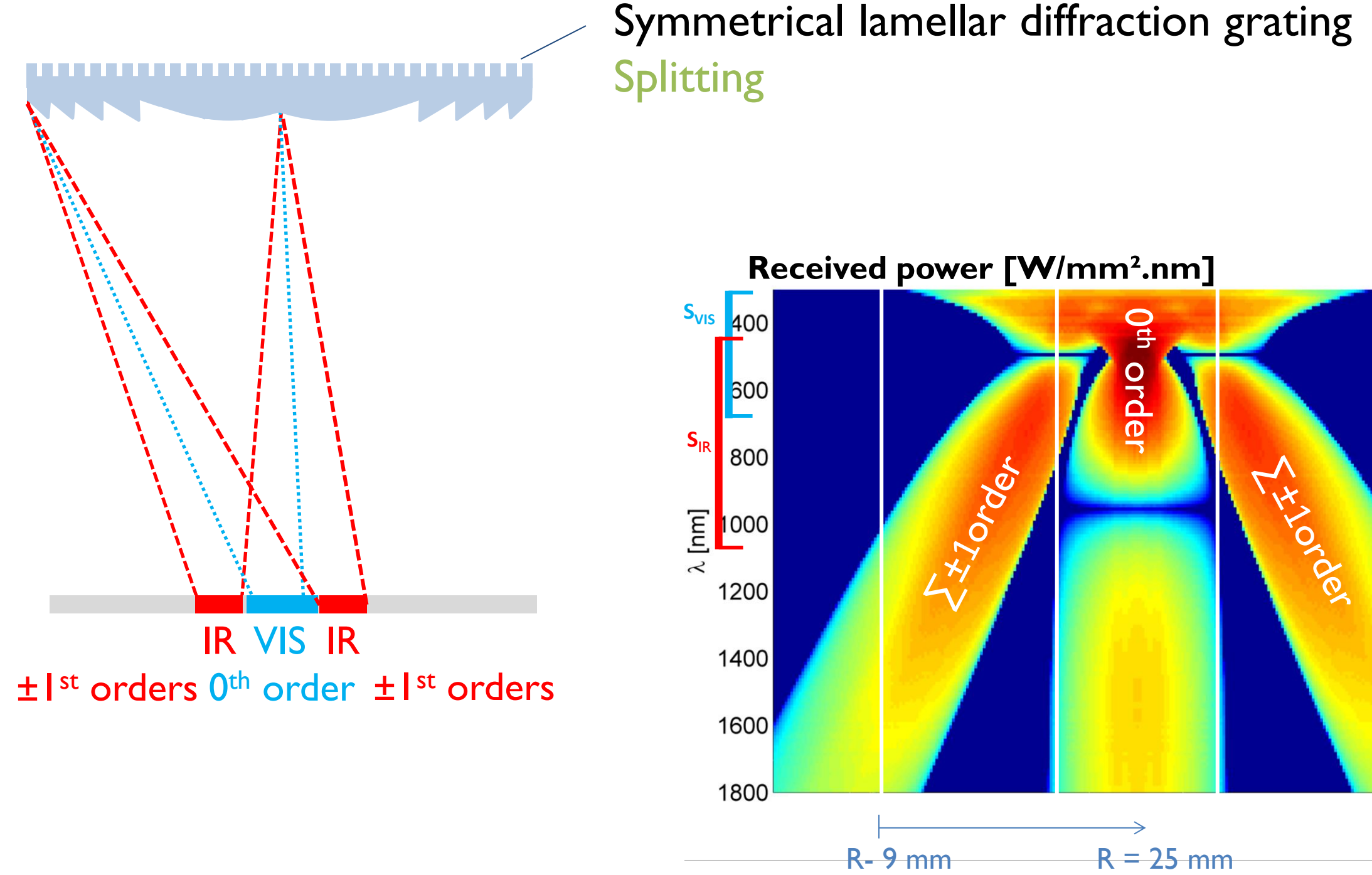


For more information about optimization method see « C. Michel & al., Sol. Energy Mat. Sol. Cells 120 (2014) »

(2) With a lamellar grating



We found the optimum combination of cells and λ<sub>blaze</sub> : Eg<sub>0</sub> = 1,05eV and Eg<sub>1</sub> = 1,9 eV, λ<sub>blaze</sub> = 490nm.



IR C<sub>geo</sub> increase through a variation of grating period along the lens

From 1<sup>st</sup> order optimized lens, the distribution of grating period along the lens is reoptimized in order to focus 1<sup>st</sup> order diffracted light in the same focal plane as the non-diffracted light, see adjacent picture

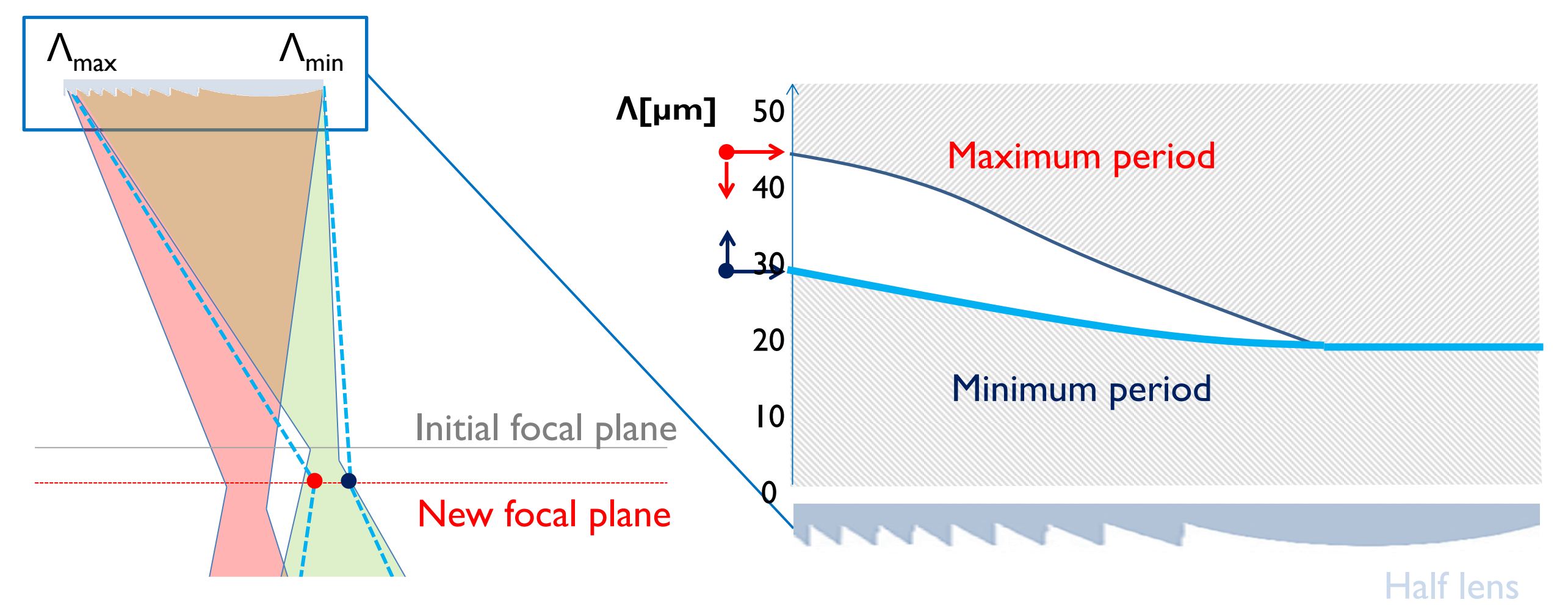
Blazed configuration

→ IR C<sub>geo</sub> increases from 10x to 16x, without reducing VIS C<sub>geo</sub> nor output power. Tracking tolerance is reduced from ±0.9° to ±0.85°.

Lamellar configuration

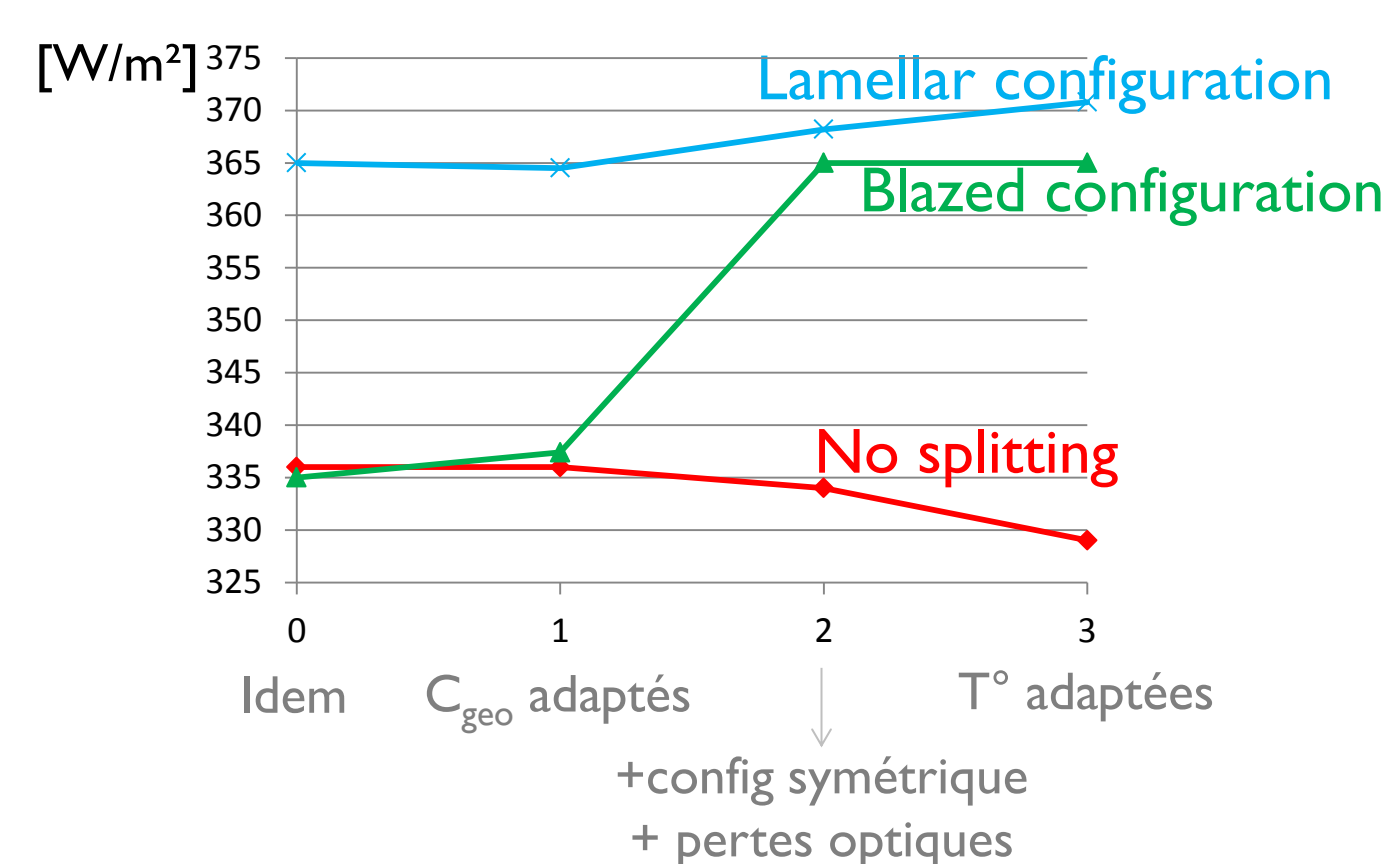
→ IR C<sub>geo</sub> increases from 3x to >8x and VIS C<sub>geo</sub> increases from 11x to >16x increasing also output power.

→ This method is essential for the lamellar configuration to reach interesting C<sub>geo</sub>



Results with perfect EQEs

Configurations with light splitting are theoretically more performing than a concentrator focusing on a simple SJ cell



Results with more realistic EQEs


	No splitting	Blazed configuration	Lamellar configuration
	GaAs	3 Mono-Junctions	3 Mono-Junctions
Band-gaps [eV]	GaAs	1 GaAs (1.4) & 2 InGaAs (0.7)	2 Si (1.11) & 1 In <sub>0.49</sub> Ga <sub>0.51</sub> P (1.83)
C <sub>geo</sub> [x]	11	12 and 16 (global 6.85)	8.3 and 16.3 (global 5.49)
Average T <sub>cells</sub> [°C]	80	70	65
P <sub>outmax</sub> [W/m <sup>2</sup> ]	282	287 (2×16.7+253.5)	299 (2×58+183)
λ <sub>blaze</sub> [nm]	/	650	450
Θ <sub>90%</sub> [°]	0.85	0.8	0.7

Results can be improved by cells combination closer to the optimum found from ideal optimization.

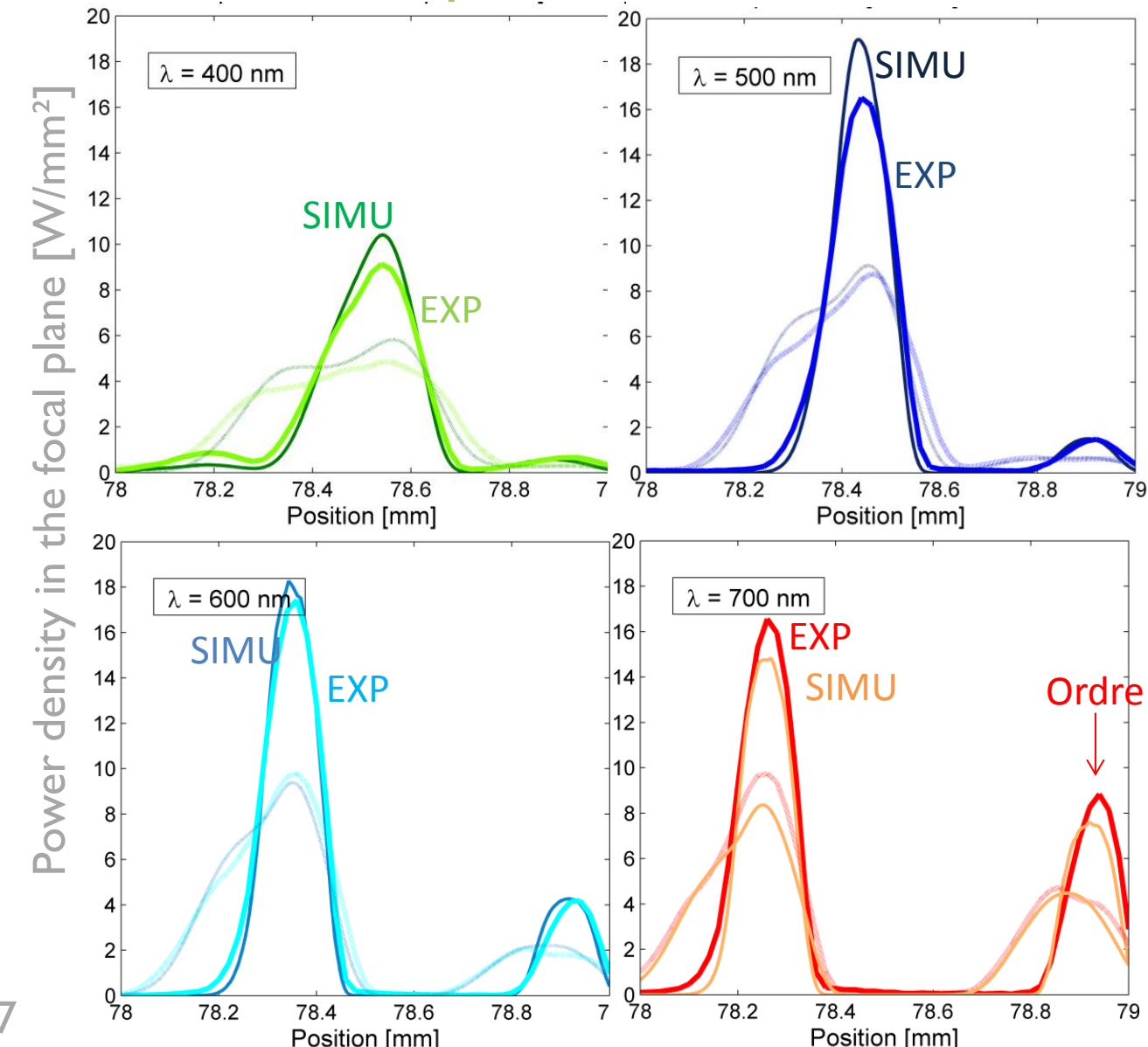
The spectrum splitting light concentrator with two types of cells is theoretically advantageous compared to a classical concentrator focusing on a SJ. But, output power is still lower than a TJ cell. Advantages are then to be found in EOL output power, since the spectral splitting allows the use of SJ having a lower sensitivity to ageing or spectral change due to contamination etc. than MJ (cf. current matching condition). Moreover, the choice of cell is free: lighter, more radiation resistance, or cheaper cells can be chosen, specific coating to enhance performance can also be used on each cell. EOL output power can then be larger thanks to the light splitting! The panel cost is decreased thanks to the C<sub>geo</sub>.

Experimental results

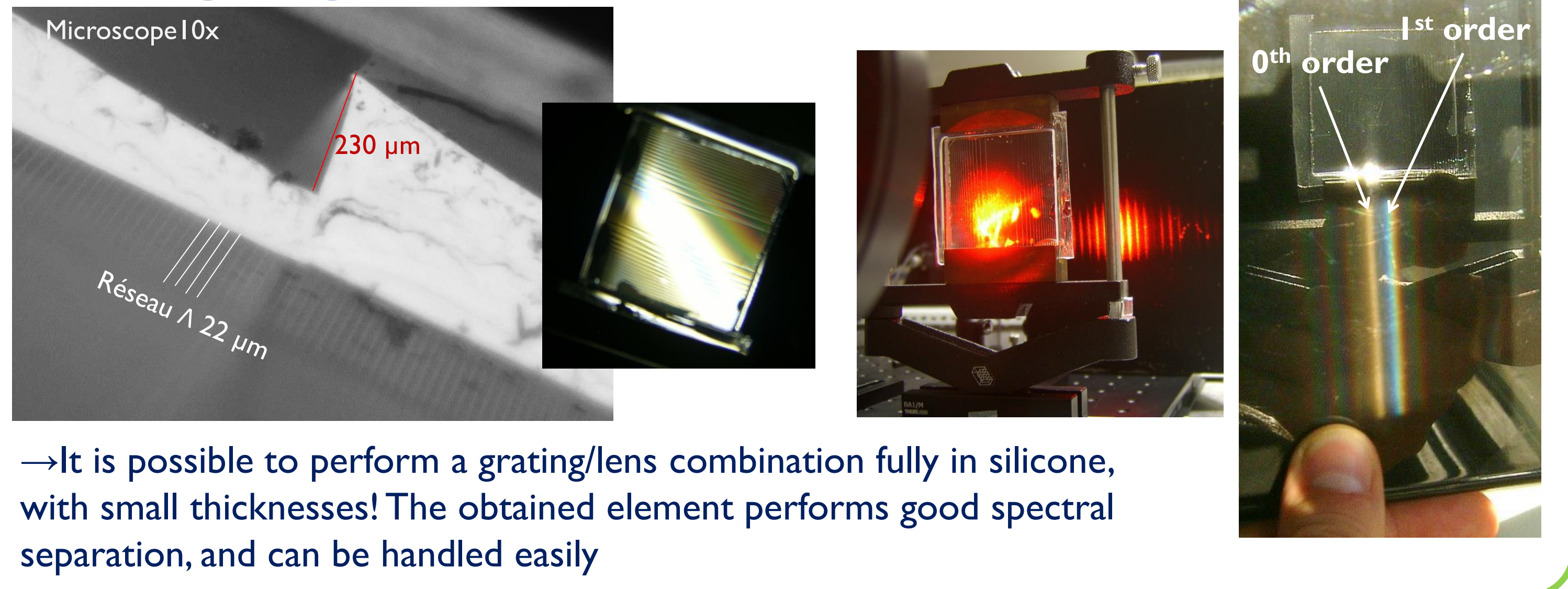
PMMA lens/NOA76 grating



Simulations and experimental results are close



Silicone grating/lens



→ It is possible to perform a grating/lens combination fully in silicone, with small thicknesses! The obtained element performs good spectral separation, and can be handled easily