

FINAL PROGRAM

4th International Meeting on Aortic Diseases

New insights into an old problem

CHU Liège, APF



September 11-13

2014

Crowne Plaza Hotel
Liège, Belgium

www.chuliege-ima.be

CHU
de Liège



17 European CME
credits



8 EBCP
recertification points

4th International Meeting on Aortic Diseases

New insights into an old problem

September 11-13 2014 • Liège • Belgium

It is a great pleasure for me to welcome you to the fourth edition of the International Meeting on Aortic Diseases in this new venue.

IMAD 2014 is focusing on basic research, genetic aspects of aortic aneurysms, aortic dissections, aortitis, and their treatment as well as on the new pathophysiological concepts in bicuspid aortic valve, TAVI and surgical treatment of aortic valve diseases. We have also organized a parallel perfusion session to provide information about the latest innovation in perfusion.

This year again, the industry supporters will organize hand-on workshops and symposia. You will find the full program on page 16.

Furthermore, young investigators will present many interesting papers in the platform and poster sessions. ePoster presentations have been scheduled for Saturday morning. Saturday afternoon, the four best studies will be awarded by the Aneurysmal Pathology Foundation (APF).

On Friday evening, please join us in a convivial atmosphere for the Official dinner in the beautiful Palais Provincial (only a 5 min. walk from the Crowne Plaza).

I truly hope you will have a great time in Liège and enjoy the 4th International Meeting on Aortic Diseases!

Natzi Sakalihasan

Under the patronage of:



- University of Liège
- Cardiovascular Surgery Department of CHU of Liège
- Province of Liège
- APF (Aneurysmal Pathology Foundation)
- Faculty of Medicine, ULg

Course Director

Natzi SAKALIHASAN
Liège, Belgium

Scientific Committee

Francine BLAFFART
Liège, Belgium

Jean-Olivier DEFRAIGNE
Liège, Belgium

Alessandro DELLA CORTE
Napoli, Italy

John ELEFTERIADES
New Haven, USA

Helena KUIVANIEMI
Danville, USA

Nicos LABROPOULOS
Stony Brook, USA

Frank LEDERLE
Minneapolis, USA

Bart LOEYS
Antwerp, Belgium

Jean-Baptiste MICHEL
Paris, France

Christoph NIENABER
Rostock, Germany

Marc RADERMECKER
Liège, Belgium

Isabelle VAN HERZEELE
Gent, Belgium

Eric ALLAIRE
Créteil, France

Malenka BISSELL
Oxford, United Kingdom

Martin BJORCK
Uppsala, Sweden

Eduardo BOSSONE
Salerno, Italy

Rachel CLOUGH
London, United Kingdom

Gillian W. COCKERILL
London, United Kingdom

Julie DE BACKER
Gent, Belgium

Christian DETTER
Hamburg, Germany

Que DO KIM
Ho Chi Minh Ville, Vietnam

Rodolphe DURIEUX
Liège, Belgium

Per ERIKSSON
Stockholm, Sweden

Arturo EVANGELISTA
Barcelona, Spain

Anders FRANCO-CERECEDA
Stockholm, Sweden

Christian GASSER
Stockholm, Sweden

Marc GERDISCH
Indianapolis, USA

Athanasios GIANNOUKAS
Larissa, Greece

David GLINEUR
Brussels, Belgium

Alastair GLOSSOP
Sheffield, United Kingdom

Jonathan GOLLEDGE
Townsville, Australia

Grégory HANS
Liège, Belgium

Stéphan HAULON
Lille, France

Robin HEIJMEN
Nieuwegein, The Netherlands

Peter HOLT
London, United Kingdom

Sabrina HOUTHOOFD
Leuven, Belgium

Rebecka HULTGREN
Stockholm, Sweden

Gregory JONES
Dunedin, New Zealand

Joëlle KEFER
Louvain, Belgium

Jean-Noël KOCH
Liège, Belgium

Tilo KOLBEL
Hamburg, Germany

Mario LACHAT
Zurich, Switzerland

Jan LINDEMAN
Leiden, The Netherlands

Jes LINDHOLT
Viborg, Denmark

Dan LONGROIS
Paris, France

Maximilian LUEHR
Leipzig, Germany

Christophe MARTINEZ
Liège, Belgium

José Luis MARTIN-VENTURA
Madrid, Spain

Germano MELISSANO
Milan, Italy

Rita MILEWSKI
Philadelphia, USA

Philippe MORIMONT
Liège, Belgique

Paul NORMAN
Fremantle, Australia

Furuzan NUMAN
Istanbul, Turkey

Domenico PALOMBO
Genova, Italy

Luc PIERARD
Liège, Belgium

Janet POWELL
London, United Kingdom

Sonia RONCHEY
Rome, Italy

Benjamin STARNES
Seattle, USA

Apostolos TASSIOPOULOS
Stony Brook, USA

Simon THOMPSON
Cambridge, United Kingdom

Falko TILLWICH
Rostock, Germany

Gerard TROMP
Danville, USA

Lut VAN LAER
Antwerp, Belgium

Martin VELLER
Johannesburg, South Africa

Hence VERHAGEN
Rotterdam, The Netherlands

Eric VERHOEVEN
Nürnberg, Germany

Yskert VON KODOLITSCH
Hamburg, Germany


Anders WANHAINEN
Uppsala, Sweden



Thursday September 11 Main session		Friday September 12 Main session		Saturday September 13 Main session		Saturday September 13 Parallel session - Level 2		
08.30	Pathogenesis of AAA	08.30	Clinical management and treatment of thoraco-abdominal and abdominal aortic diseases	08.30	The treatment of type B dissection			
10.00	Coffee break	10.10	Coffee break	10.00	Coffee break			
10.30	Genetics of AAA	10.40	Management of aortitis and mycotic aneurysms	10.30	Genetics and pathology of bicuspid aortic valves	ePosters competition	10.45	Innovation in perfusion - Coagulation management - Temperature management - Ventilation management
		11.30	Industry sponsored symposium	11.45	Controversies in clinical management of bicuspid aortic valve disease			
13.00	Lunch break	12.30	Lunch break	13.15	Lunch break		13.15	Lunch break
14.00	Epidemiology of AAA	13.30	Challenging cases in aortic pathology	14.00	Industry sponsored symposium			
16.10	Coffee break	15.45	Coffee break	15.00	Management of aortic valves: conventional surgery and TAVI			10.30 ePosters competition Level 2
16.40	Recent advances and future directions of AAA	16.15	Aortic root and thoracic aortic aneurysms	17.20	Closing remarks & Awards ceremony			
19.10	End of the sessions	18.40	End of the sessions	17.50	Adjournment			



20.00 **IMAD Official dinner**
Salons du Palais Provincial
Meeting point at 19.45 in front of the Crowne Plaza (5 min. walk)



View IMAD 4 abstract book on www.chuliege-ima.be



07.30 Welcoming coffee

08.00 Welcome address, Natzi Sakalihasan

08.15 Distinguished lecture. Aortic aneurysm research: has the holy grail changed?
Janet Powell

| Pathogenesis of AAA

Gillian Cockerill, Jean-Baptiste Michel

08.30 Do we have to re-invent AAA pathology? Lessons from clinical studies,
Jan Lindeman

08.40 Differences in the aneurysm wall could explain gender differences in prevalence rates and rupture risk, **Christina Villard**

08.50 Elevating plasma HDLs to regress AAA - a therapeutic opportunity? **Gillian Cockerill**

09.00 Novel mediators involved in oxidative stress and proteolysis in AAA,
Jose-Luis Martin Ventura

09.10 Non aortic tissue defects in patients with atherosclerotic AAA, **Eric Allaire**

09.20 Telomere shortening and oxidative stress in abdominal aortic aneurysm and varicose vein: comparing two dilative vascular pathologies, **Domenico Palombo**

09.30 Short communications from selected papers

- Role of natural killer cell cytotoxicity pathway in human abdominal aortic aneurysms, Irene Hinterseher
- Transglutaminase 2 – a potential role in aneurysm progression? Kathryn Griffin
- Modulation of abdominal aortic aneurysm vascular smooth muscle cell function by pharmacological inhibition of the native Orai1 Ca²⁺ channel, Marc Bailey

09.45 Discussion and MCQ

10.00 Coffee break

| Genetics of AAA

Helena Kuivaniemi, Gerard Tromp

10.30 Results from the AAA Meta-GWAS consortium, **Gregory Jones**

11.00 The Liège AAA family study, **Natzi Sakalihasan**

11.15 Decision making from gene to intervention for the Marfan syndrome,
Yskert Von Kodolitsch

11.30 What's new in the genetics of thoracic aortic aneurysm? **Lut Van Laer**

11.45 Short communications from selected papers

- Genetic variants in SEPP1, SELS, TXNRD2, GPX4 and SOD2 are associated with peripheral atherosclerosis and poor left-ventricular function in a comprehensive analysis of polymorphisms in selenoprotein genes in AAA and AIOD, Ewa Strauss

• Age at AAA-diagnosis in siblings to AAA patients, Anneli Linné

• Familial vascular Ehlers-Danlos syndrome caused by a mutation in COL5A1, Annette Baas

• Diagnostic and prognostic biomarker potential of miR-24 in abdominal aortic aneurysm disease and rupture, Lars Maegdefessel

• Circulating microRNA expression signature in PET positive abdominal aortic aneurysms: new potential biomarkers, Audrey Courtois

• Genes, molecular mechanisms and risk prediction for abdominal aortic aneurysm, Arne IJpma

• Reinventing pathophysiology of AAA: dystrophic changes, Stefan Doderer

• Pioglitazone competes with EGR1 to suppress PKD1 in Angiotensin II-treated macrophages, Nicoletta Charolidi

• Fibrin clot structure in the angiotensin II Murine model of abdominal aortic aneurysm, Katherine Bridge

12.30 Discussion and MCQ

13.00 Lunch break

| Epidemiology of AAA

Martin Björck, Frank Lederle

14.00 Nature vs nurture in AAA pathophysiology, **Martin Björck**

14.10 Five-year outcomes in men screened for AAA – a population-based cohort study,
Anders Wanhainen

14.20 10-year follow-up of the Western Australia randomized trial of AAA screening,
Paul Norman

14.30 Characteristics and outcomes of men screened vs not screened for AAA in Sweden, **Rebecka Hultgren**

14.40 Some last lessons from MASS, **Simon Thompson**

14.50 Risk factors for AAA – insights from a large Swedish cohort study, **Martin Björck**

15.00 Surveillance of small AAA, **Simon Thompson**

15.10 Discussion

15.20 The rise and fall of AAA, **Frank Lederle**

15.40 Short communications from selected papers

• Do hernias contribute to increased severity of aneurysmal disease among abdominal aortic aneurysm patients? Mariana Estrelinha

• Preliminary data from the Liège Screening programme suggests the reported decline in AAA prevalence is not global, Georgios Makrygiannis

Thursday September 11

- Use of electronic medical records to study abdominal aortic aneurysm: the eMERGE Experience, Gerard Tromp

15.55 Discussion and MCQ

16.10 Coffee break

Recent advances and future directions of AAA Nicos Labropoulos, Anders Wanhainen

16.40 Hernia and AAA, Jes Lindholt

16.50 Medical treatment for AAA: past and future, Jonathan Golledge

17.00 Results of a randomized trial of open vs endovascular repair for ruptured AAA, Janet Powell

17.10 The RAVI-study and the TicAAA-trial, Anders Wanhainen

17.20 Pathogenesis and management of HIV associated aneurysms, Martin Veller

17.30 Should patients with CAD be screened for aortic aneurysms? Rodolphe Durieux

17.40 Optimal preparation using simulation both in elective and ruptured case, Isabelle Van Herzeele

17.50 Minimizing radiation exposure during endovascular aortic procedures, Nicos Labropoulos

18.00 Can the FEM be used as a predictor for rupture risk in clinical practice? Method and validation so far, Christian Gasser

18.10 Short communications from selected papers

- Pro-inflammatory role of stem cells in abdominal aortic aneurysms, Evan Ryer
- Screening of microRNAs expressed in isolated cells of human abdominal aortic aneurysm for the identification of potential biomarkers, Rafaëlle Spear
- The ectopic adventitial adipocytes of abdominal aortic aneurysm, Hiroki Tanaka
- The actual bomb in abdominal aortic aneurysm disease ticks... Stephanie Tomee
- Promising first experience of endovascular treatment of ruptured abdominal aortic aneurysms, Stevo Duvnjak
- Prevention of incisional hernia after midline laparotomy for abdominal aortic aneurysm treatment: a randomized controlled trial, Olivier Detry

18.50 Discussion and MCQ

19.10 End of the sessions

Friday September 12

08.00 Welcoming coffee

Clinical management and treatment of thoraco-abdominal and abdominal aortic diseases Tilo Kölbel, Eric Verhoeven

Tilo Kölbel, Eric Verhoeven

08.30 Blunt thoracic and abdominal aortic injury, Benjamin Starnes

08.40 Endovascular repair of chronic thoraco-abdominal dissections with fenestrated endografts, Stéphan Haulon

08.50 New techniques to occlude false-lumen distal back flow in chronic dissections, Tilo Kölbel

09.00 Ruptured AAA. Streamlined protocols affect outcome, Benjamin Starnes

09.10 Management of the LSCA in TEVAR, Peter Holt

09.20 Determinants of short-term outcome of EVAR with the use of new generation endograft, Athanassios Giannoukas

09.30 Renal protection during thoraco-abdominal aortic aneurysm repair with Custodiol renal perfusion, Germano Melissano

09.40 Should young patients with AAA receive open surgery and not EVAR? Apostolos Tassiopoulos

09.50 Ruptured aortic aneurysm: experience in Thongnhat hospital, HCMC, Vietnam, Que Do Kim

10.00 Short communication from selected papers

- Outcomes of persistent intraoperative Type 1a endoleak following standard endovascular aneurysm repair (EVAR), Alistair Millen
- Functionality and biological response of the Multilayer Flow Modulator Implanted in the abdominal aorta of adult miniature swine, Patricia Kavanagh Edel

10.05 Discussion and MCQ

10.10 Coffee break

Management of aortitis and mycotic aneurysms Nicos Labropoulos, Martin Veller

10.40 Inflammatory aortic aneurysm: The outcome of endograft stenting for rare miscellaneous aneurysms, Furuzan Numan

10.50 Endovascular treatment of mycotic aortic aneurysms – a European multicenter study, Anders Wanhainen


11.00 Management of Takayasu's aortitis in 2014, Martin Veller

11.10 TEVAR/EVAR management of aortic fistulas; bronchial, esophageal, enteric, Furuzan Numan

11.20 Discussion and MCQ



Friday September 12



11.30 **Industry sponsored symposium (see program p16)**

12.30 **Lunch break**

13.30 **Parallel industry workshop (see program p16)**

Challenging cases in aortic pathology

Mario Lachat, Isabelle Van Herzele, Henc Verhagen

13.30 Treatment of a short neck infrarenal aortic aneurysm (case presentation), Sabrina Houthoofd

13.40 Challenging necks can be treated by EVAR, Henc Verhagen

13.50 Challenging necks can only be treated if the proximal landing zone has been optimized, Benjamin Starnes

14.00 Discussion and MCQ

14.15 (T)EVAR complicated by access problems (case presentation), Sonia Ronchey

14.25 Difficult access remains a contraindication for EVAR, Apostolos Tassiopoulos

14.35 Difficult access can always be overcome, Mario Lachat

14.45 Discussion and MCQ

15.00 Failure of stent-graft at long-term follow-up, Sonia Ronchey

15.10 Endovascular techniques first to treat an increasing aneurysm post-EVAR, Eric Verhoeven

15.20 Conversion is the only solution to avoid rupture in an increasing aneurysm post-EVAR, Germano Melissano

15.30 Discussion and MCQ

15.45 **Coffee break**

Aortic root and thoracic aortic aneurysms

Jean-Olivier Defraigne, John Elefteriades

16.15 Complications involving the ascending aorta after TEVAR: incidence and treatment options, Germano Melissano

16.25 Managing the aortic root during pregnancy, Julie De Backer

16.35 Arch aneurysm endovascular repair: global experience with a double branched endograft, Stéphan Haulon

16.45 Practical ascending aneurysm genetics for the surgeon, John Elefteriades

16.55 Management of aortic arch with Thoraflex hybrid graft, Christian Detter

17.05 Discussion

17.15 Ascending aorta: is the endovascular approach realistic? Tilo Kölbel

17.25 Redo surgery after type A aortic dissection repair, John Elefteriades

17.35 Fenestrated and branched solutions in the aortic arch: pros and cons of two different endo-techniques, Tilo Kölbel

17.45 Retrograde type A in TEVAR, Peter Holt

17.55 Latest (2014) Yale data on appropriate criteria for intervention for the ascending aorta, John Elefteriades

18.05 Short communications from selected papers

- Lessons learned from using the multilayer fluid modulator outside of indications for use in 38 cases, Sherif Sultan
- Report of the French National Registry (N.O.E.) of elective frozen elephant trunk surgery for extensive thoracic aortic disease, Amedeo Anselmi
- Dilation of the ascending aorta: collagen analysis in tissue obtained from patients with bicuspid aortic valve disease compared with tricuspid aortic valve, Salah A. Mohamed
- Bicuspid aortic valve: molecular tissue factors identified prognostic for future aortopathy, Nimrat Grewal

18.25 Discussion and MCQ


18.40 **End of the sessions**

Social event IMAD Official dinner

Friday, September 12, 20.00

Salons du Palais Provincial

Meeting point at 19.45 in front of the Crowne Plaza (5 min. walk)





08.00 Welcoming coffee

| The treatment of type B dissection

Jean-Olivier Defraigne, Christoph Nienaber

08.30 Concept of pre-emptive scaffolding in aortic dissection type B, Christoph Nienaber

08.45 Prognostic impact of new information from functional imaging (4d-MRI), Rachel Clough

09.00 Imaging of ongoing inflammation in dissection by PET-CT, Natzi Sakalihan

09.15 The new criteria of risk in clinically silent type B dissection, Falco Tillwich

09.30 Intensive drug therapy for acute aortic dissection: why we need a randomized trial, Frank Lederle

09.45 Discussion and MCQ

10.00 Coffee break

| ePosters competition (see program p15)

10.30 **PARALLEL SESSION** (Level 2)

Jury: Helena Kuivaniemi, Frank Lederle

| Genetics and pathology of bicuspid aortic valves

Alessandro Della Corte, Bart Loeys

10.30 Comparative biology of progressive dilatation (aneurysm) versus acute intraparietal rupture (dissection) of the human ascending aorta, Jean-Baptiste Michel

10.45 The molecular basis of bicuspid aortic valve related aneurysmal disease, Bart Loeys

11.00 Novel flow-mediated gene expression signature in patients with bicuspid aortic valve, Per Eriksson

11.15 Aortic dimensions in patients with bicuspid and tricuspid aortic valves, Anders Franco-Cereceda

11.30 Discussion and MCQ

| Controversies in clinical management of bicuspid aortic valve disease

Alessandro Della Corte, Anders Franco-Cereceda

11.45 Pre-operative and post-operative follow-up of BAV and its complications, Arturo Evangelista

12.00 Imaging flow alterations in BAV aortopathy, Malenka Bissell

12.15 Aortic dissection in BAV patients: the IRAD experience and beyond, Eduardo Bossone

12.30 Controversies in valve surgery for BAV disease, Rita Milewski

12.45 Controversies in surgery for BAV aortopathy, Alessandro Della Corte

13.00 Round-table discussion

13.15 Lunch break

14.00 Industry sponsored symposium (see program p17)

| Management of aortic valves: conventional surgery and TAVI

Christophe Martinez, Marc Radermecker

15.00 Pre and post TAVI imaging evaluation, Luc Piérard

15.10 Update of the Belgian TAVI registry, Joëlle Kefer

15.20 New technologies in TAVI – Direct aortic-transapical, Robin Heijmen

15.40 Transcatheter aortic valve implantation in patients with ascending aortic dilatation: safety of the procedure and mid-term follow-up, Rita Milewski

15.50 The PROACT trial: valve choice has changed, Marc Gerdisch

16.00 TAVI in intermediate risk surgery: SURTAVI and PARTNER 2 trials, Marc Radermecker

16.10 Alternative endovascular approaches for valve implantation, David Glineur

16.20 Endovascular management of vascular complications, Christophe Martinez

16.30 OnX valve conduit: from table-made to off-the-shelf, a single surgeon experience, Marc Gerdisch

16.40 Short communications from selected papers

- Aortic complications in bicuspid aortic valve and Marfan syndrome: a histologic comparison, Nimrat Grewal

- New approach in the treatment of aneurysm of Sinus of Valsalva, Andranik Petrosyan

- Impact of obesity on the risk of aortic dilatation in patients with bicuspid aortic valve, Marianna Buonocore

17.00 Discussion and MCQ

17.20 Closing remarks & Awards ceremony

Jean-Olivier Defraigne, Helena Kuivaniemi

17.50 Adjournment

Saturday September 13

PARALLEL SESSION (Level 2 - Salon Grétry)

10.30 **Welcome address**, **Francine Blaffart**

I Innovation in perfusion
Francine Blaffart, Gregory Hans

Coagulation management

10.45 Retrospective local results, **Jean-Noël Koch**

10.55 Alternatives to heparin: dream or reality, **Dan Longrois**

11.05 Update in coagulation management, **Gregory Hans**

Temperature management

11.15 Retrospective local results, **Jean-Noël Koch**

11.25 Deep hypothermia: the gold standard? **John Eleftheriades**

11.35 Modern temperature management in aortic arch surgery, **Maximilian Luehr**

Ventilation management

11.45 Retrospective local results, **Jean-Noël Koch**

11.55 Prophylactic NIV: does it improve patient's outcome? **Alastair Glossop**

12.05 An innovative approach of CRF treatment: low flow CO₂ removal, **Philippe Morimont**

12.15 Discussion / Closing remarks

13.15 **Lunch break**


ePosters - PARALLEL SESSION (Level 2)

ePosters displayed during the whole congress
Competition presentations on Saturday at 10.30

Jury: **Helena Kuivaniemi, Frank Lederle**

- Transcriptional (ChIP-Chip) analysis of ELF1, ETS2, RUNX1 and STAT5 in human abdominal aortic aneurysm, **Robert Erdman**
- Does time to theatre affect outcome in the management of ruptured abdominal aortic aneurysms? **Morris Idunn**
- Evaluation of the multilayer flow modulator in aneurysm repair using porcine animal models, **Patricia Kavanagh Edel**
- Changes in thread design of the multilayer flow modulator and the effects on biocompatibility, **Patricia Kavanagh Edel**
- Endothelization kinetics of multilayer versus single layer Intra-arterial stents, **Patricia Kavanagh Edel**
- Off label use of Valiant graft for treatment of complete endograft migration with major endoleak, **Ibrahim Andraos**
- Uptake of FDG detected by positron emission tomography in the abdominal aortic aneurysm is correlated with endoleaks and predicts the adverse outcome of AAA after endovascular aortic repair, **Audrey Courtois**
- Hemodynamic assessment of endoleak using time-resolved phase contrast magnetic resonance imaging, **Mayu Sakata**
- Volume growth of abdominal aortic aneurysms is predictable and correlates with increasing biomechanical rupture risk, **Moritz Lindquist Liljeqvist**
- Simultaneous orthotopic liver transplantation with abdominal aortic aneurysm repair, **Sef Davorin**
- Long term results after retroperitoneal repair for AAA. Single Center Experience, **Elpiniki Tsolaki**
- Endovascular treatment of type B aortic dissection with aortic coarctation, **Arnaud Kerzmann**
- Establishment of a new murine elastase-induced aneurysm model combined with transplantation, **Zuzanna Rowinska**
- Current morphological limitations of endovascular treatment of infrarenal abdominal aortic aneurysm, **Jolanta Tomczak**
- Elevating plasma high-density lipoproteins reduce experimental abdominal aortic aneurysm - investigating the therapeutic potential, **Christopher Huggins**
- Long-term experience of surgery of TAA type A in Ukraine, **Vitalii Kravchenko**
- ApoA-I/HDL as diagnostic, prognostic and therapeutic biomarkers of abdominal aortic aneurysm, **Monica Torres-Fonseca**


Industry sponsored workshops and symposia



Thursday September 11

Full-day  **Medtronic SIMULATION WORKSHOP**

INFORMATION ON MEDTRONIC BOOTH
TAVI / Corevalve – EVAR / Endurant II



Friday September 12

Full-day  **Medtronic SIMULATION WORKSHOP**

INFORMATION ON MEDTRONIC BOOTH
TAVI / Corevalve – EVAR / Endurant II

11.30  **Medtronic SYMPOSIUM**

AUDITORIUM – SALLE DE BAL
Endovascular treatment AAA-TAA

Moderator: Eric Verhoeven

AAA progression of disease, implications for endovascular treatment,
Eric Verhoeven, Nürnberg, Germany
Aortic arch debranching and thoracic endovascular repair,
Erik Debing, Brussels, Belgium
How far to go? EVAR Case,
Denis Henroteaux, Liège, Belgium

13.30  **WORKSHOP**

SALON GRÉTRY – LEVEL 2
Zenith Alpha Thoracic

Saturday September 13

14.00  **SORIN GROUP SYMPOSIUM**

AUDITORIUM – SALLE DE BAL
Perceval sutureless aortic valve

Moderator: Jean-Olivier Defraigne

World wide experience and 5 year follow-up,
Bart Meuris, KUL Leuven
Learning curve and pitfalls,
Laurent de Kerchove, UCL St Luc
From selected cases to routine use,
Jean-Marc Marnette, CHR Namur
Perceval sutureless aortic valve through mini-thoracotomy: early experience,
Filip Rega, KUL Leuven

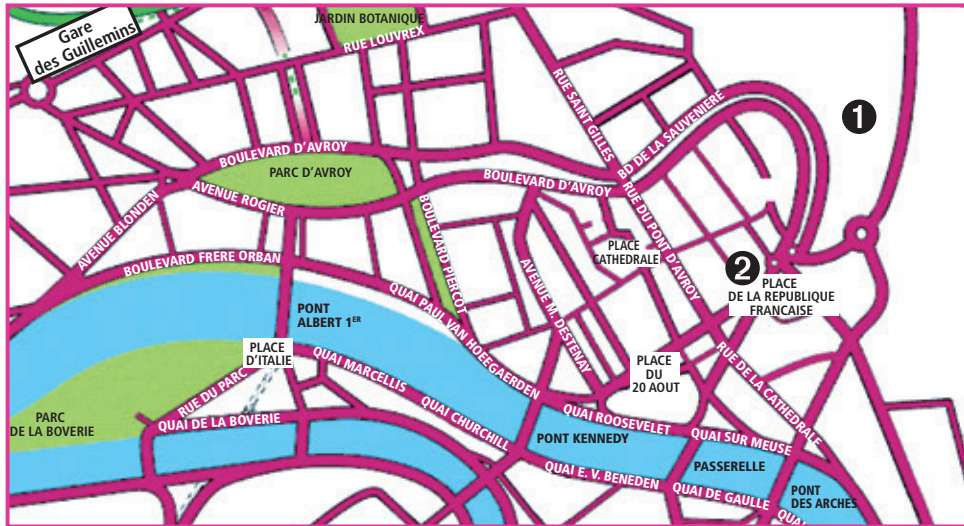


G eneral information

Meeting venue

Crowne Plaza Hotel

9-11, rue du Mont St Martin, Liège
www.crowneplazaliège.be



HOTELS



1. Crowne Plaza*****
9-11, rue du Mont St Martin

2. Ibis Liège Centre Opéra***
41, place de la république Française

REGISTRATION & INFORMATION DESK

Thursday 07.30 - 19.30
Friday 08.00 - 19.00
Saturday 08.00 - 18.00

SOCIAL EVENT

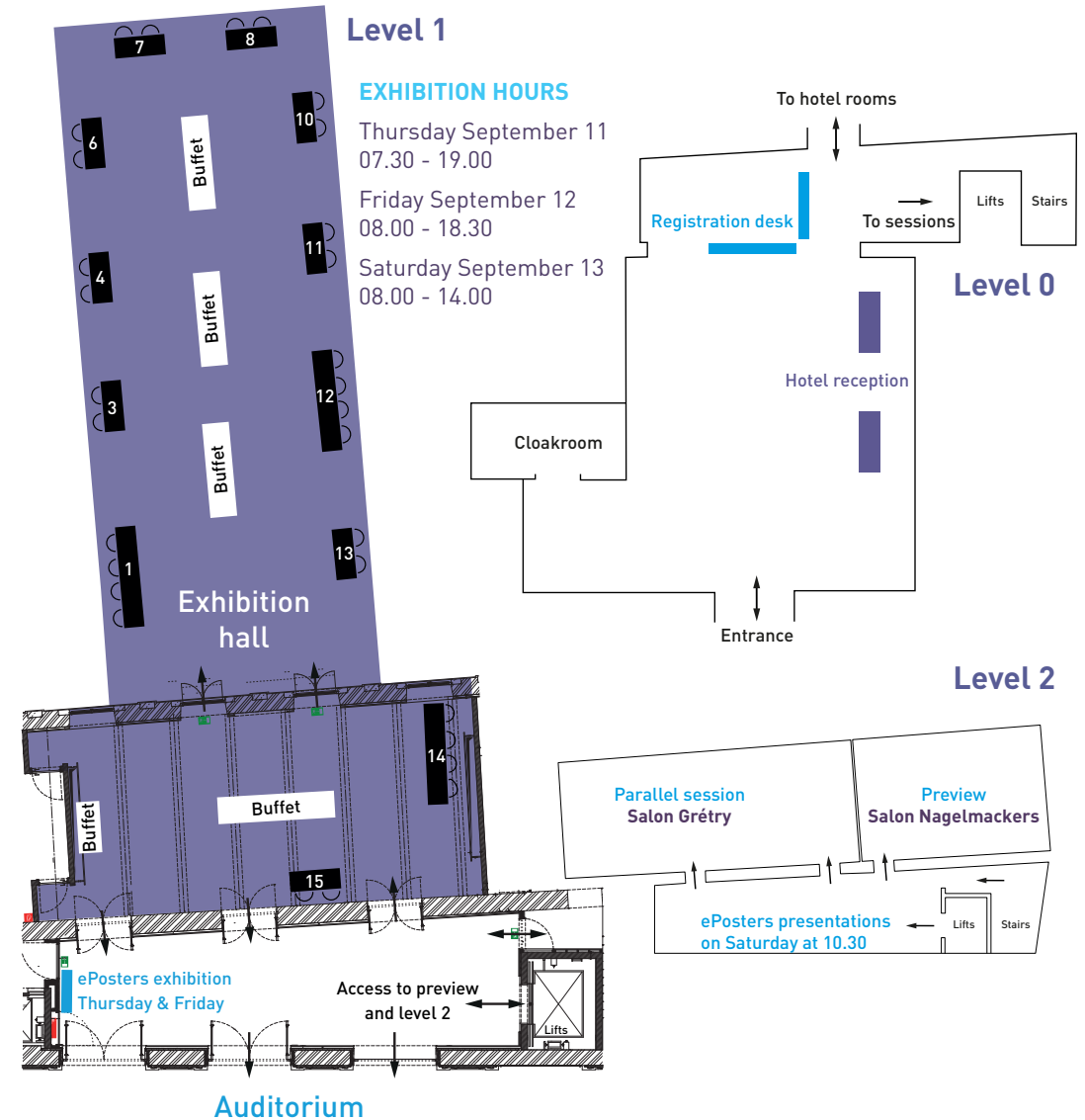
IMAD Official dinner
Friday, September 12, 20.00
Palais Provincial

Meeting point: 19.45 in front of the
Crowne Plaza - 5 min. walk.



EXHIBITORS

BOOTH	COMPANY	BOOTH	COMPANY
1	SORIN	10	ST JUDE MEDICAL
3	EUROX	11	VITALITEC
4	EDWARDS	12	MAQUET
6	JOTEC	13	COOK MEDICAL
7	TAKEDA	14	MEDTRONIC
8	BOSTON SCIENTIFIC	15	HOSPITHERA



Sponsors 2014



Medtronic

MAQUET
GETINGE GROUP

SORIN GROUP
AT THE HEART OF MEDICAL TECHNOLOGY



Edwards



ST. JUDE MEDICAL
MORE CONTROL. LESS RISK.

Boston Scientific



Johnson & Johnson
MEDICAL UV

JOTEC
SOLUTIONS FOR VASCULAR ACCESS



BAARD | PERIPHERAL VASCULAR

EthicalMedTech IMAD 2014 in Liège, Belgium is compliant with the Eucomed Code of Ethical Business Practice.

Mdeon Visa number: 14/V2/4726/003913.



EVENT COORDINATORS' CONTACTS

Christine Arzouyan

General organization

Mobile: +33 613 96 08 70

carzouyan@divine-id.com

Michèle Caboste

Registration & accommodation

Mobile: +33 646 10 48 26

mcaboste@divine-id.com

Vérane Bergeron Moreau

Executive manager

Mobile: +33 621 78 87 16

vbergeron@divine-id.com

LOCAL CONTACT

Geneviève Péters

Scientific program

Dept of Cardiovascular & Thoracic Surgery

CHU Liège • 4000 Liège • Belgium

Tel.: + 32 4 366 43 49

genevieve.peters@chu.ulg.ac.be

ORGANIZATION

divine [id] agency

17, rue Venture • 13001 Marseille • France

Tel.: +33 491 57 19 60

Fax: +33 491 57 19 61

info@divine-id.com

www.divine-id.com

