

The X-ray emission of the massive star population in Cyg OB2

G. Rauw¹, Y. Nazé¹, N. Wright², J. Drake², M. Guarcello²

(1) University of Liège, Belgium; (2) Smithsonian Astrophysical Observatory, USA

Introduction :

Cygnus OB2 is a rich star forming region containing a wealth of massive stars (Wright 2014). The full association was observed with the ACIS-I instrument in a 6×6 raster mosaic of 30 ksec exposures with an 8 arcmin pointing offset (Drake et al. 2014, Wright et al. 2014). In the framework of this Chandra Cygnus OB2 Legacy Survey, **49 O-stars, 54 B-stars and 3 Wolf-Rayet stars** were detected.

O-type stars:

The O-stars in our sample cover a range of spectral types from O3 I to O9.5 V. The X-ray spectra were fitted with thermal plasma models accounting for the interstellar absorption and (when needed) for the circumstellar absorption by the stellar wind. The resulting X-ray fluxes (corrected for ISM absorption only) were used to build the L_X/L_{bol} relation of O-stars in Cyg OB2 (Fig. 1). Excluding some overluminous stars, L_X/L_{bol} can be represented by a simple scaling relation:

$$\log L_X/L_{bol} = -7.21 \pm 0.24$$

This result is in excellent agreement with the relation found by Nazé et al. (2011) for the O-stars of the Carina OB1 association. There is no need for a more complex power-law relation as advocated by Albacete-Colombo et al. (2008). Except for a handful of very bright systems (see poster by Nazé, Cazorla & Rauw), binary systems are generally not overluminous in X-rays. For details, we refer to Rauw et al. (2014).

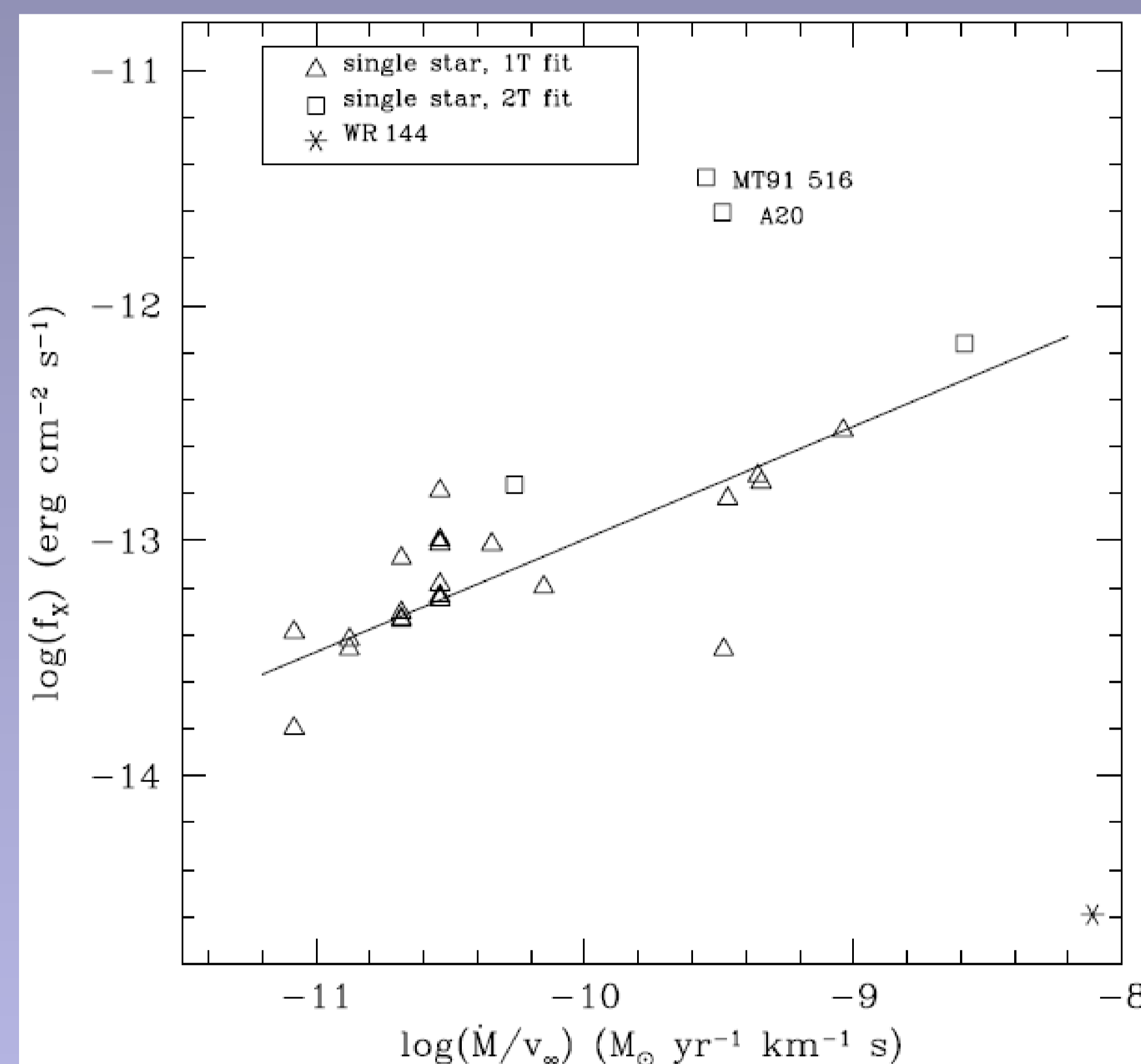


Fig.2: f_X function of (\dot{M}/v_∞) for single O-stars. The asterisk corresponds to the WC4 star WR144.

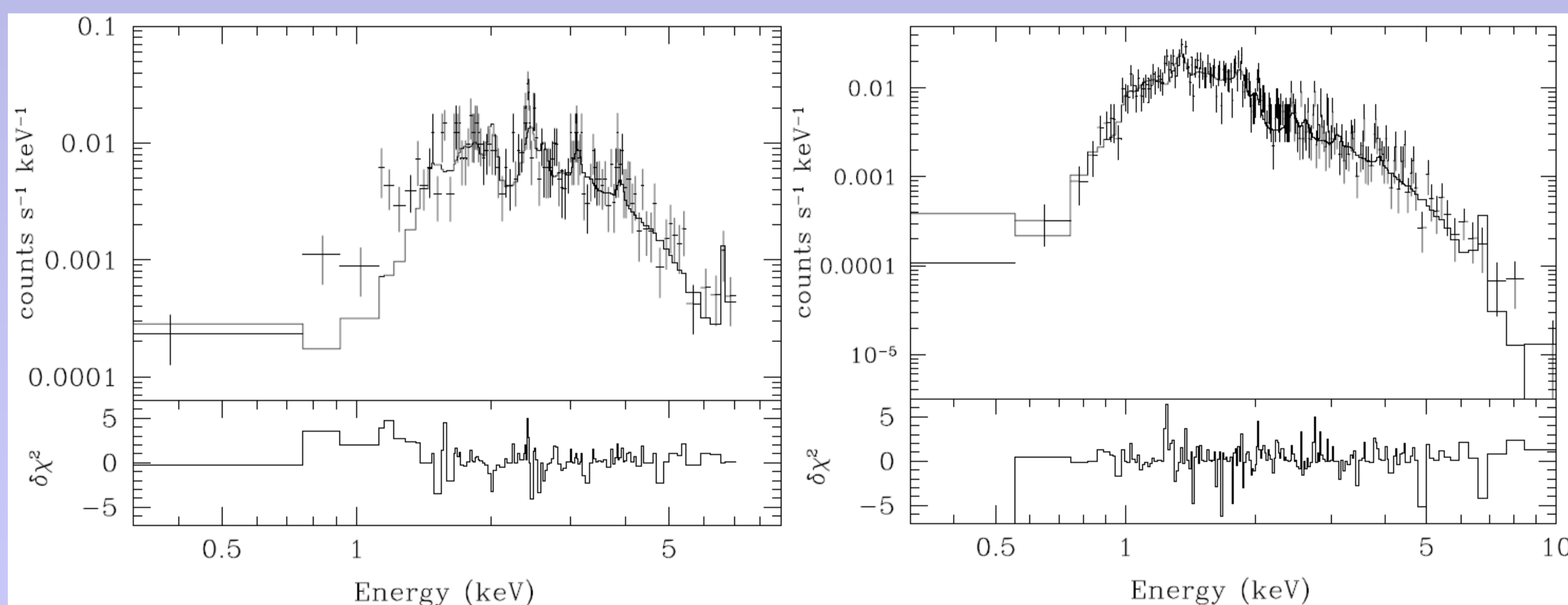


Fig.4: ACIS-I spectra of WR 145 (left) and WR 146 (right).

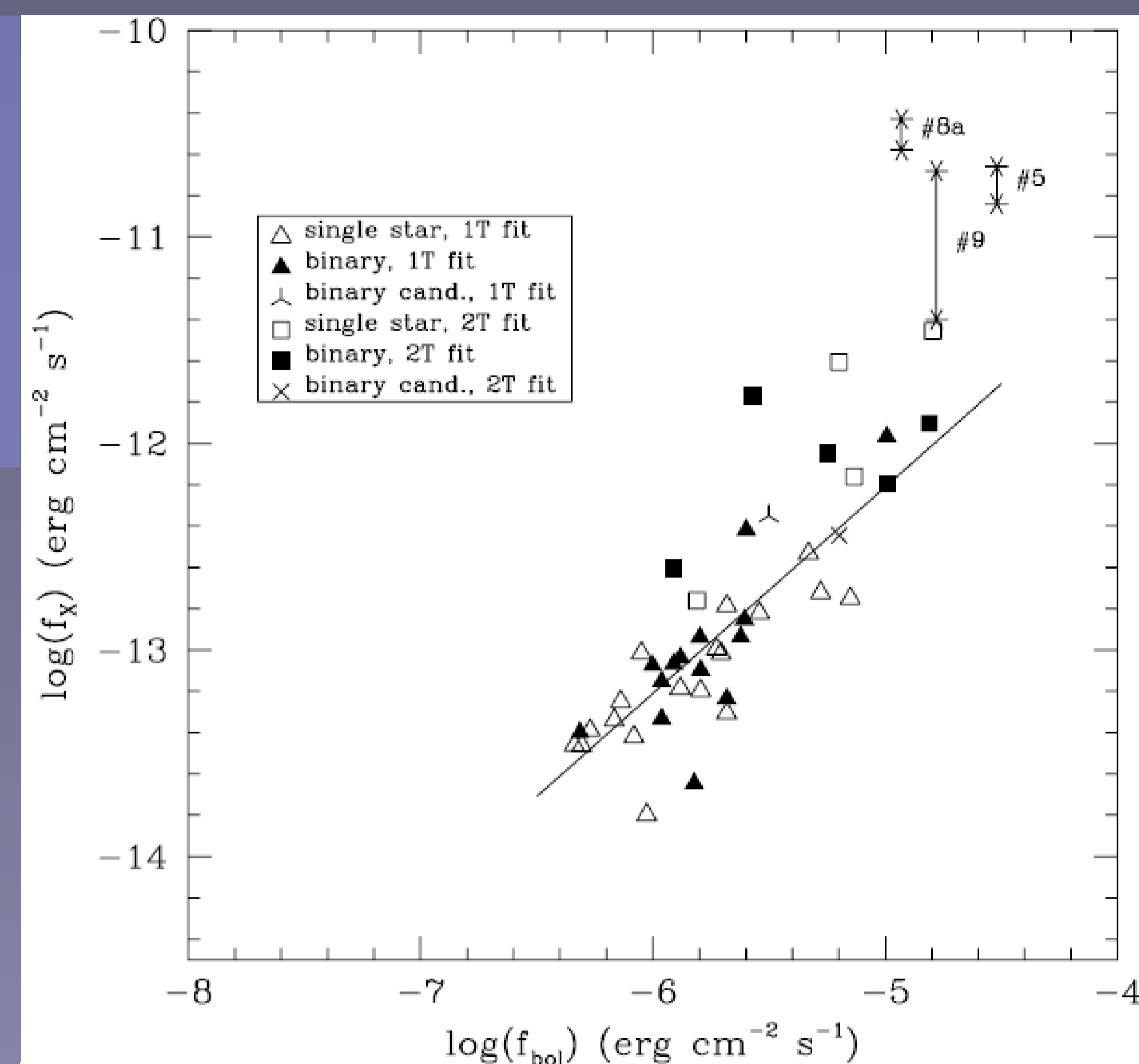


Fig.1: L_X/L_{bol} relation for the O-type stars in Cyg OB2. For comparison, the ranges of fluxes of the 3 overluminous colliding wind binaries (#5, #8a and #9) measured with XMM-Newton is also shown.

Owocki et al. (2013) proposed that L_X of O-stars should scale as $(\dot{M}/v_\infty)^{1-m}$ where theory predicts $m \sim 0.2 - 0.4$. We have tested this relation on our data (see Fig. 2), finding

$$\log f_X = (0.48 \pm 0.10) \log \frac{\dot{M}}{v_\infty} - 8.19 \pm 0.97$$

i.e. a slightly shallower relation than expected theoretically.

B-type stars:

50% of the known B-type stars in the FoV are detected. Their X-ray emission is generally harder than for O-stars. There is **no clear L_X/L_{bol} relation** for $\log(f_{bol}) < -5.9$ (see Fig. 3).

Wolf-Rayet stars:

The FoV contains 3 WR stars: WR 144 (WC4), WR145 (WN7/CE + O7 V) and WR146 (WC6 + O8 I-II). The first two have strong X-ray emission probably due to colliding winds (see Fig. 4).

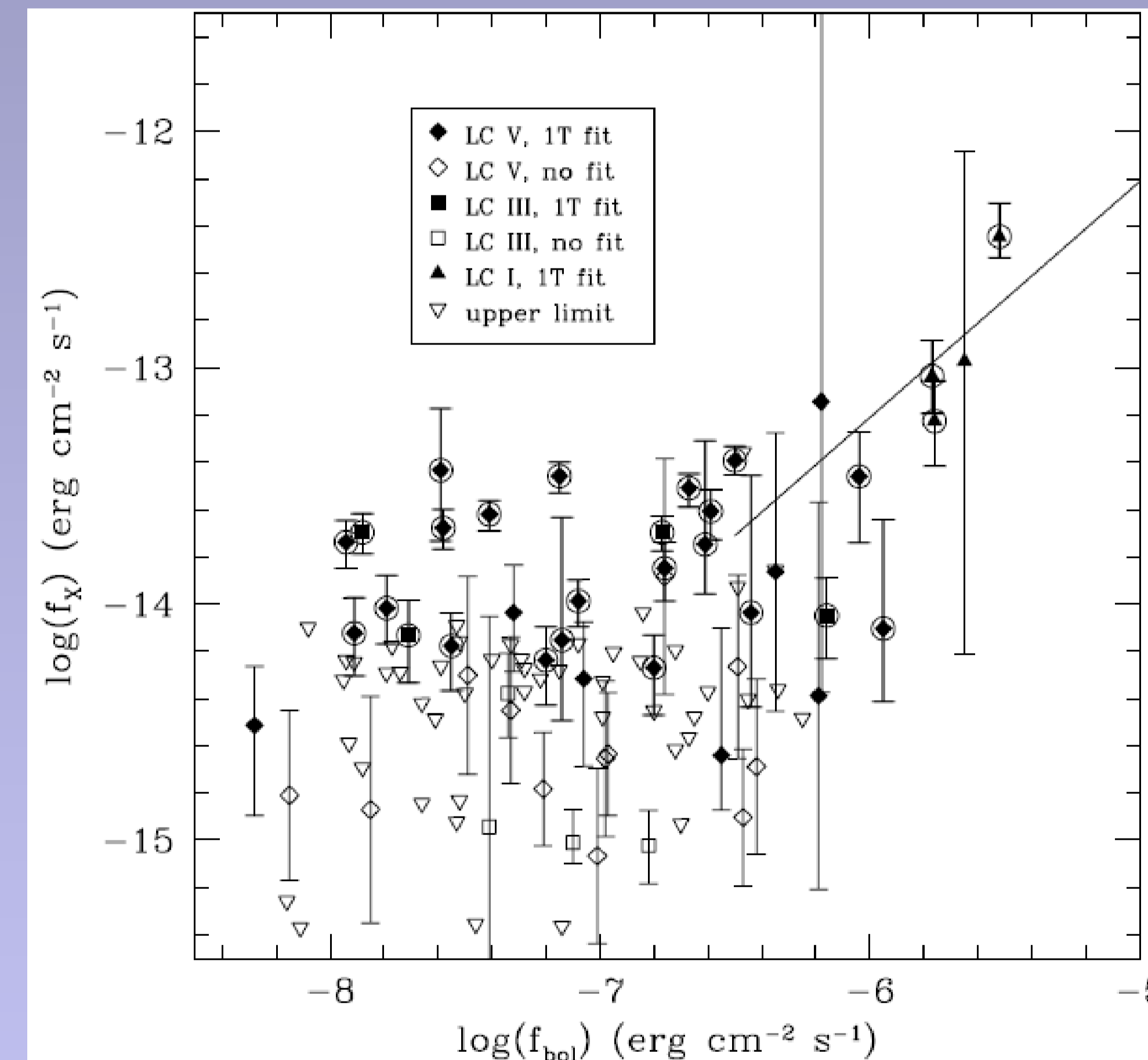


Fig.3: ISM corrected X-ray fluxes of the B-type stars as a function of their bolometric fluxes.

Although WR 144 is detected with only 6 net counts, we can estimate $\log(L_X/L_{bol}) = -8.8 \pm 0.2$. To our knowledge, this is the first detection of X-ray emission from a single WC star.

References:

- Albacete-Colombo, J.F., Micela, G., Flaccomio, E., & Sciortino, S. 2008, ASPC 388, 139
- Drake, J.J., et al. 2014, ApJS, submitted
- Nazé, Y., Broos, P.S., Oskinova, L., et al. 2011, ApJS 194, 7
- Owocki, S.P., Sundqvist, J.O., Cohen, D.H., & Gayley, K.G. 2013, MNRAS 429, 3379
- Rauw, G., Nazé, Y., Wright, N.J., Drake, J.J., Guarcello, M.G., et al. 2014, ApJS in press, arXiv1401.8098
- Wright, N.J. 2014, ApJS, submitted