

# New optical polarization measurements of quasi-stellar objects. The data<sup>★,★★</sup>

D. Sluse<sup>1,2</sup>, D. Hutsemékers<sup>1,★★★</sup>, H. Lamy<sup>3</sup>, R. Cabanac<sup>4,5</sup>, and H. Quintana<sup>5</sup>

<sup>1</sup> Institut d'Astrophysique et de Géophysique, Université de Liège, Allée du 6 Août 17, B5C, 4000 Liège, Belgium  
e-mail: sluse@astro.ulg.ac.be

<sup>2</sup> European Southern Observatory, Alonso de Cordova 3107, Santiago 19, Chile

<sup>3</sup> BIRA - IASB, Avenue Circulaire 3, 1180 Bruxelles, Belgium

<sup>4</sup> Canada France Hawaii Telescope, 65-1238 Mamalahoa Highway, Kamuela, Hawaii 96743, USA

<sup>5</sup> Departamento de Astronomía y Astrofísica, Pontificia Universidad Católica de Chile, Casilla 306, Santiago 22, Chile

Received 12 October 2004 / Accepted 15 December 2004

**Abstract.** New linear polarization measurements (mainly in the *V* band) are presented for 203 quasi-stellar objects (QSOs). The sample is made up of 94 QSOs located in the North Galactic Pole (NGP) region and of 109 QSOs in the South Galactic Pole (SGP) region. First time measurements have been obtained for 184 QSOs. Among them, 109 known radio-emitters, 42 known Broad Absorption Line (BAL) QSOs, and 1 gravitationally lensed quasi-stellar object. We found high polarization levels ( $p > 3\%$ ) for 12 QSOs, including the BAL QSO SDSS J1409+0048. For 10 objects, measurements obtained at different epochs do exist. Two of them show evidence for variability: the highly polarized BL Lac candidate PKS 1216-010 and the radio source PKS 1222+037.

**Key words.** quasars: general – polarization – gravitational lensing

## 1. Introduction

Based on a large sample of quasi-stellar objects with measured optical polarization, Hutsemékers (1998) discovered that there exists regions in the sky where the QSO polarization vectors appear concentrated along preferential directions, on scales up to  $\sim 1$  Gpc. New data enabled Hutsemékers & Lamy (2001) to confirm this effect. In order to obtain an accurate and complete description of this intriguing phenomenon, new QSO polarization measurements are badly needed. The present paper provides a new set of polarimetric data for 94 QSOs located in the North Galactic Cap and for 109 QSOs located in the South Galactic Pole region, with details on the observations, data reduction, and measurements. The comprehensive analysis and the interpretation of the full sample will be reported elsewhere.

This sample may be used for a variety of other studies such as investigating the relation between the optical polarization properties of QSOs and their optical spectra (e.g. Stockman et al. 1984) or their radio properties (e.g. Berriman et al. 1990; Rusk 1990; Visvanathan & Wills 1998). It also enables one

to study the polarization properties of sub-classes of QSOs such as Broad Absorption Line (BAL) quasi-stellar objects (e.g. Hutsemékers et al. 1998; Schmidt & Hines 1999; Lamy & Hutsemékers 2004) or near-infrared selected QSOs (e.g. Smith et al. 2002).

## 2. The observations

The polarimetric observations were carried out during 5 runs at the European Southern Observatory, La Silla, in August 2000, March 2002, May 2002, August 2003 and October 2003, using the 3.6 m telescope equipped with EFOSC2. Two additional objects were observed on April 21, 2002 with EFOSC2 and three objects on February 25, 2003 in service mode with the VLT UT1 equipped with the FORS1 camera. The CCD#40 mounted on EFOSC2 is a  $2k \times 2k$  CCD with a pixel size of  $15 \mu\text{m}$  corresponding to  $0.158''$  on the sky in the  $1 \times 1$  binning mode. The standard resolution mode for the  $2k \times 2k$  Tektronix CCD detector of FORS1 has a pixel size of  $24 \mu\text{m}$  corresponding to  $0.2''$  on the sky.

With both the EFOSC2 and FORS1 instruments, linear polarimetry is performed by inserting in the parallel beam a Wollaston prism which splits the incoming light rays into two orthogonally polarized beams. Each object in the field has therefore two orthogonally polarized images on the CCD detector, separated by  $20''$  for EFOSC2 and  $22''$  for FORS1.

\* Based on observations collected at the European Southern Observatory (ESO, La Silla and Paranal).

\*\* Table 4 is only available in electronic form at the CDS via anonymous ftp to cdsarc.u-strasbg.fr (130.79.128.5) or via <http://cdsweb.u-strasbg.fr/cgi-bin/qcat?J/A+A/433/757>

\*\*\* Chercheur qualifié du FNRS, Belgique.

To avoid image overlapping, one puts at the telescope focal plane a special mask made of alternating transparent and opaque parallel strips whose width corresponds to the splitting. The object is positioned at the center of a transparent strip which is imaged on a region of the CCD free of defects. The final CCD image then consists of alternate orthogonally polarized strips of the sky, two of them containing the polarized images of the object itself (di Serego Alighieri 1989, 1997; Lamy & Hutsemékers 1999, hereafter Lam99). Note that the polarization measurements do not depend on variable transparency or seeing since the two orthogonally polarized images of the object are simultaneously recorded.

In order to derive the two normalized Stokes parameters  $q$  and  $u$  which characterize the linear polarization, frames must be obtained with at least two different orientations of the Wollaston. In practice, the Wollaston is not rotated but a half-wave plate (HWP) is inserted in the optical path and four frames are obtained with the HWP at 4 different position angles ( $0^\circ$ ,  $22.5^\circ$ ,  $45^\circ$ , and  $67.5^\circ$ ). Even if only two different orientations of the HWP are sufficient to retrieve the linear polarization (Melnick et al. 1989), two additional orientations make it possible to remove most of the instrumental polarization (di Serego Alighieri 1989).

Targets were selected from the Véron catalogue (Véron-Cetty & Véron 2001), from the Sloan Digital Sky Survey Early Data Release (Schneider et al. 2002, 2003; Reichard et al. 2003), from Becker et al. (2000, 2002), Menou et al. (2001), Barkhouse & Hall (2001), Hall et al. (2002) and Smith et al. (2002), mostly according to their position on the sky i.e. with right ascensions and declinations corresponding to the region of polarization vector alignments defined in Hutsemékers (1998). Bright objects were preferred, as well as BAL, radio-loud and red QSOs which are usually more polarized.

All but two observations were obtained through the Bessel V filter with typical exposure times between 1 and 10 min per frame. Polarized and unpolarized standard stars were observed in the Bessel V, R, and Gunn  $i$  filters in order to unambiguously fix the zero-point of the polarization position angle and to check the whole observing and reduction process. In August 2000 and October 2003 the sky was clear and the seeing around  $1''.0$ , while in August 2003 conditions were not as good with cirrus and seeing around  $1''.5$ . During the other runs, the seeing was always between  $1''.1$  and  $1''.5$ , and the sky covered at worst with thin cirrus. A few observations were obtained with a high Moon fraction illumination ( $>0.7$ ) and are of lower quality. Indeed, high levels of sky background induce larger errors in the sky subtraction process and the subsequent polarization measurements. This is especially relevant when the polarization of the target is low.

### 3. Data reduction

The  $q$  and  $u$  normalized Stokes parameters are computed from the measurement of the integrated intensity of the orthogonally polarized upper and lower images of the object, for the 4 different orientations of the HWP. They are calculated with

respect to the instrumental reference frame using the following formulae:

$$q = \frac{R_q - 1}{R_q + 1} \quad \text{where} \quad R_q^2 = \frac{I_0^u/I_0^l}{I_{45}^u/I_{45}^l}, \quad (1)$$

$$u = \frac{R_u - 1}{R_u + 1} \quad \text{where} \quad R_u^2 = \frac{I_{22.5}^u/I_{22.5}^l}{I_{67.5}^u/I_{67.5}^l},$$

where  $I^u$  and  $I^l$  respectively refer to the intensities integrated over the upper and lower orthogonally polarized images of the object. The combination of four frames obtained with different HWP orientations not only removes most of the instrumental polarization, but is also essential for correcting the effects of image distortions introduced by the HWP (Lam99).

In order to measure levels of polarization as small as 0.6% with 0.2% uncertainty, it is mandatory to achieve photometry with a very high accuracy. For this purpose, the data were first corrected for bias and flat-fielded. The photometric measurements for each image were done using the MIDAS procedure developed by Lam99. The different steps of this procedure are the following: (1) several regions of the background close to the target are interactively chosen; a plane is fitted to their mean values and subtracted from each image individually; (2) the position of the object in each strip is measured at subpixel precision by fitting a 2D Gaussian profile. The flux is subsequently integrated in circles centered at the fitted positions; (3) the Stokes parameters are then computed for any reasonable value of the aperture radius. Since they are found to be stable against radius variation, it was decided to always measure them inside a fixed aperture radius of  $3.0 \times [(2 \ln 2)^{-1/2} HWHM]^1$  where  $HWHM$  represents the mean half-width at half-maximum of the gaussian profile. This empirical choice, seeing independent, is insensitive to image distortions (Lam99).

The uncertainties  $\sigma_q$  and  $\sigma_u$  on the normalized Stokes  $q$  and  $u$  are evaluated by computing the errors on the intensities  $I^u$  and  $I^l$  from the read-out noise and from the photon noise in the object and the sky background (after converting the counts in electrons), and by propagating these errors. Uncertainties are around 0.15% for both  $q$  and  $u$ . For a few faint objects listed in Table 1 we were not able to derive reliable measurements, namely due to a higher than usual sky background. These measurements are rejected from the sample presented in Table 4.

A zero-point angle offset correction, filter dependent, is then applied to the QSO normalized Stokes parameters  $q$  and  $u$  in order to convert the polarization angle measured in the instrumental reference frame into the equatorial reference frame. This angle offset is determined from polarized standard stars observed each night and listed in Table 2. These stars have been selected to have polarization angles distributed in the full  $[0^\circ, 180^\circ]$  range. For all stars observed during a given run (and between the runs themselves), the values of the angle offset do agree within  $1^\circ$  standard deviation<sup>2</sup>.

<sup>1</sup> For He 1304-1157, the radius was  $2.5 \times [(2 \ln 2)^{-1/2} HWHM]$  due to the presence of a cosmic-ray hit at larger radii.

<sup>2</sup> Except the measurements for HD 251204 which disagree in both polarization degree and position angle from tabulated data, possibly indicating polarization variability (see also Weitenbeck 1999).

**Table 1.** The objects for which no reliable polarization measurements could be derived.

Date dd-mm-yyyy	Object
27-08-2000	PKS 2357-318
23-03-2002	SDSS J0948+0024, SDSS J1217-0029
23-03-2002	SDSS J1235-0036, PKS 1308+145
21-04-2002	SDSS J1217-0029, SDSS J1235-0036
02-05-2002	CTS A09.82
20-08-2003	PKS 2357-318
21-08-2003	1WGA J2201.6-5646
22-08-2003	PKS 2314-116
19-10-2003	4C 19.74

**Table 2.** The observed standard stars.

Date dd-mm-yyyy	Polarized	Unpolarized	Ref.
27-08-2000	HD 155197, HD 161056, HD 251204, BD 25°+727	HD 154892	1
28-08-2000	HD 155197, HD 161056	HD 14069	1
20-03-2002	HD 126593, HD 298383		1
21-03-2002	HD 111579, HD 298383		1
22-03-2002	HD 164740, HD 298383		1, 2
23-03-2002	HD 111579, HD 155197 HD 298383		1
21-04-2002	HD 111579, HD 155197		1
01-05-2002	HD 155197, HD 298383		1
02-05-2002	HD 111579, HD 298383		1
25-03-2003	Hiltner 652		3
20-08-2003	HD 155197, HD 251204	HD 154892	1
21-08-2003	HD 155197, HD 126593		1
22-08-2003	HD 155197, BD 25°+727	HD 154892	1
19-10-2003	HD 155197, BD 25°+727	HD 64299	1
19-10-2003	HD 155197, HD 298283	HD 64299	1

References: (1) Turnshek et al. (1990); (2) Serkowski et al. (1975); (3) Heiles (2000).

We have also observed several unpolarized standard stars in the *V*, *R*, and *i* filters (Table 2). For these stars we measure  $p = 0.12 \pm 0.05\%$ ,  $p = 0.08 \pm 0.04\%$  and  $p = 0.11 \pm 0.04\%$  in August 2000, August 2003 and October 2003, respectively, indicating that the residual instrumental polarization is small, a result in agreement with the expectation that most of the instrumental polarization is removed by the observing procedure. No difference between the three filters has been noticed.

Since on most CCD frames field stars are simultaneously recorded, one can use them to estimate the residual instrumental polarization and/or interstellar polarization. While a frame-by-frame correction of the QSO Stokes parameters is in principle possible, it is nevertheless hazardous since we are never sure that the polarization of field stars correctly represents the interstellar polarization which could affect distant QSOs. For example, we have found stars located in the same field with significantly different polarization degrees and angles. Also, the field stars are often fainter than the QSO such that

**Table 3.** The residual polarization.

Observing run mm-yyyy	$\bar{q}_\star$ (%)	$\bar{u}_\star$ (%)	$\bar{\sigma}_\star$ (%)	$n_\star$
08-2000	+0.04	-0.01	0.19	30
03-2002	-0.07	+0.07	0.12	57
05-2002	-0.05	+0.05	0.12	31
08-2003	-0.10	-0.18	0.24	39
10-2003	+0.04	-0.08	0.20	31

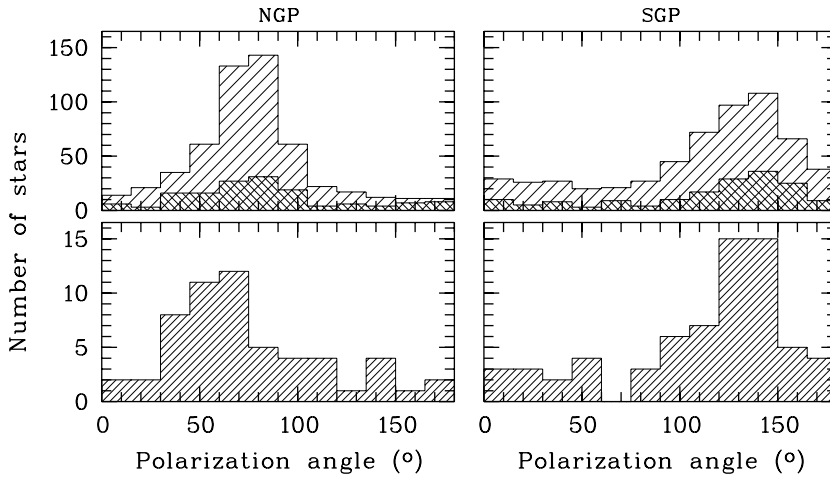
a frame-by-frame correction would introduce uncertainties on the QSO polarization larger than the correction itself. We then compute the weighted average ( $\bar{q}_\star$  and  $\bar{u}_\star$ ) and dispersion ( $\bar{\sigma}_\star$ ) of the normalized Stokes parameters of field stars considering the  $n_\star$  frames with suitable stars obtained during a given run. These quantities are given in Table 3. The small values and dispersions of the residual polarization confirm the small level of uncorrected instrumental polarization. They also indicate that, on average, the interstellar polarization is small, in agreement with the fact that all objects in the sample are at high galactic latitudes<sup>3</sup> ( $|b_{\text{nl}}| \geq 30^\circ$ ). To minimize the systematic errors, this residual polarization is conservatively taken into account by subtracting the systematic  $\bar{q}_\star$  and  $\bar{u}_\star$  from the measured QSO  $q$  and  $u$ , and by adding quadratically the errors. Since  $\bar{q}_\star$  and  $\bar{u}_\star$  are nearly identical in March and May 2002, only the mean values  $\bar{q}_\star = -0.06\%$ ,  $\bar{u}_\star = +0.06\%$  and  $\bar{\sigma}_\star = 0.12\%$  are used. For those objects observed with FORS1 in February 2003, no correction is done, while the correction used for the March and May 2002 runs is applied to the April 2002 data, obtained with the same instrumental setup.

In order to better understand the nature and the effect of this correction, we illustrate in Fig. 1 (bottom panel) the distribution of the polarization position angles we have measured for field stars<sup>4</sup> at high galactic latitude ( $|b_{\text{nl}}| \geq 30^\circ$ ). Polarization data reported in Lamy & Hutsemékers (2000, hereafter Lam00) and obtained with the same instrumentation are also included. After removing bad quality measurements and redundancies, this leads to a total sample of 204 field star measurements at  $|b_{\text{nl}}| \geq 30^\circ$ , of which about half have polarization angles with  $\sigma_\theta \leq 14^\circ$ . The polarization angles of the stars from the Heiles catalogue (Heiles 2000) are illustrated in the top panel of Fig. 1. The distributions are very similar to ours<sup>5</sup>, including definite concentrations of the polarization angles around two main directions:  $\sim 70^\circ$  towards the NGP and  $\sim 135^\circ$  towards the SGP. The existence of these two major directions in the interstellar polarization towards the North and the South Galactic Poles has also been reported by Berdyugin et al. (2004), considering distant stars at high galactic latitudes. This similarity in the

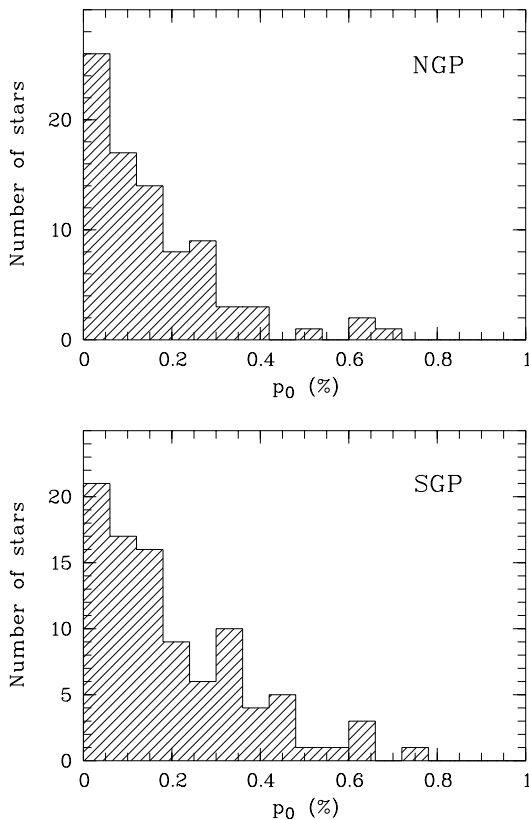
<sup>3</sup> Except FIRST J0809+2753 with  $|b_{\text{nl}}| = 28.33^\circ$ .

<sup>4</sup> We consider a single star per frame/field. In some cases this star is made up of the combination of several fainter stars from a given frame.

<sup>5</sup> There is also a good agreement between the polarization degrees (typically around 0.2–0.3%, cf. Fig. 2), provided that one considers distant stars in the Heiles catalogue, i.e. stars at distances  $\geq 100$ –200 pc.



**Fig. 1.** *Top:* the distribution of the polarization angles of stars from the Heiles catalogue (Heiles 2000). Only high latitude stars ( $|b_{\text{II}}| \geq 30^\circ$ ) with polarization angles having uncertainties  $\sigma_\theta \leq 14^\circ$  are considered. The NGP and SGP regions are illustrated separately. The darker histograms refer to stars at distances  $\geq 200$  pc. *Bottom:* the distribution of the polarization angles of field stars measured on QSO frames. Data from previous papers are included. Only those objects with uncertainties on polarization angles  $\sigma_\theta \leq 14^\circ$  are illustrated.



**Fig. 2.** The distribution of the debiased polarization degree of field stars in the NGP region (*top*, from the 2002 data) and in the SGP region (*bottom*, from the 2000 and 2003 data). The correction by the systematic  $\bar{q}_\star$  and  $\bar{u}_\star$  is done. Only measurements with an error on the polarization degree  $< 0.3\%$  are represented.

polarization angle distributions suggests that a significant part of the polarization we measure for field stars is interstellar in origin. If we average the values of the residual polarization for the NGP and the SGP separately, we get from Table 3 and Lam00,  $\bar{q}_\star = -0.05\%$  and  $\bar{u}_\star = +0.08\%$  for the NGP, and  $\bar{q}_\star = -0.01\%$  and  $\bar{u}_\star = -0.09\%$  for the SGP, which correspond to the polarization angles  $\bar{\theta}_\star = 61^\circ$  and  $\bar{\theta}_\star = 133^\circ$ , respectively, in agreement with the trend seen in Fig. 1. Note that a small contribution due to instrumental polarization

cannot be excluded given the differences in the values of  $\bar{q}_\star$  and  $\bar{u}_\star$  for the various runs (Table 3, Lam00). Although small, the correction by the systematic  $\bar{q}_\star$  and  $\bar{u}_\star$ <sup>6</sup> then removes the bias in the distribution of the polarization angles observed in Fig. 1, at least from the statistical, systematic, point of view.

#### 4. The results

Table 4 summarizes the measurements. The first eight columns give the QSO name, type, equatorial coordinates (J2000) and redshift  $z$ , the date of observation and the normalized Stokes parameters  $q$  and  $u$  corrected for the systematic residual polarization given in Table 3. The normalized Stokes parameters are given in the equatorial reference frame. The QSO name is the one used in the Véron catalogue (Véron-Cetty & Véron 2001) when given, and in the NASA/IPAC Extragalactic Database (NED) otherwise. The name is followed by the object classification. The following notation has been adopted: *R* if known radio emitter, *B* if known BAL, *RB* if both, and *U* otherwise.

Then, from these values, the polarization degree is evaluated with  $p = (q^2 + u^2)^{1/2}$  and the associated error with  $\sigma_p = (\sigma^2 + \sigma_\star^2)^{1/2}$  where  $\sigma \approx \sigma_q \approx \sigma_u$ . In addition,  $p$  must be corrected for the statistical bias inherent to the fact that  $p$  is always a positive quantity. For this purpose, we used the Wardle & Kronberg estimator (1974) which was found to be a reasonably good estimator of the true polarization degree (Simmons & Stewart 1985). The debiased value  $p_0$  of the polarization degree is reported in Col. 11. The polarization position angle  $\theta$  is obtained by solving the equations  $q = p \cos 2\theta$  and  $u = p \sin 2\theta$ . The uncertainty of the polarization position angle  $\theta$  is estimated from the standard Serkowski (1962) formula where the debiased value  $p_0$  is conservatively used instead of  $p$ , i.e.  $\sigma_\theta = 28.65 \sigma_p / p_0$ . Note that due to the HWP chromatism over the V band, an additional error  $\leq 2-3^\circ$  on  $\theta$  should be accounted for (cf. the wavelength dependence of the polarization angle offset in di Serego Alighieri 1997).

<sup>6</sup> Different  $\bar{q}_\star$  and  $\bar{u}_\star$  are used for each observing run. Ideally, as suggested by the results in Fig. 1, one should have also computed  $\bar{q}_\star$  and  $\bar{u}_\star$  for  $b_{\text{II}} \geq 30^\circ$  and  $b_{\text{II}} \leq -30^\circ$  separately. However this makes little difference since nearly all objects observed in a given run were either at  $b_{\text{II}} \geq 30^\circ$  or at  $b_{\text{II}} \leq -30^\circ$ .

Figure 2 illustrates the distribution of the field star polarization measured on the QSO frames<sup>7</sup>, for the NGP and the SGP regions separately. For both regions of the sky, the polarization degree is small, most often  $\leq 0.3\%$ . The distributions are very similar although stars with polarization between 0.3% and 0.5% seem slightly more numerous in the SGP. The median polarization is 0.11% in the NGP region and 0.15% in the SGP region. The overall distribution suggests that virtually every quasi-stellar object with a polarization higher than 0.6% is intrinsically polarized, in agreement with previous studies (Berriman et al. 1990; Lam00). In only five cases (flagged in Table 4), the QSO polarization is both significant ( $\geq 0.6\%$ ) and comparable in degree and angle to the polarization of field stars, suggesting a probable contamination. Four objects with marginal contamination are also indicated in that table.

#### 4.1. Testing for possible biases in the data

Since the goal of our polarization measurements is to study concentrations of QSO polarization position angles along preferred directions, it is important to verify that the distribution of polarization angles is not significantly contaminated by either the instrumental polarization or the interstellar polarization in our Galaxy.

##### 4.1.1. Instrumental polarization

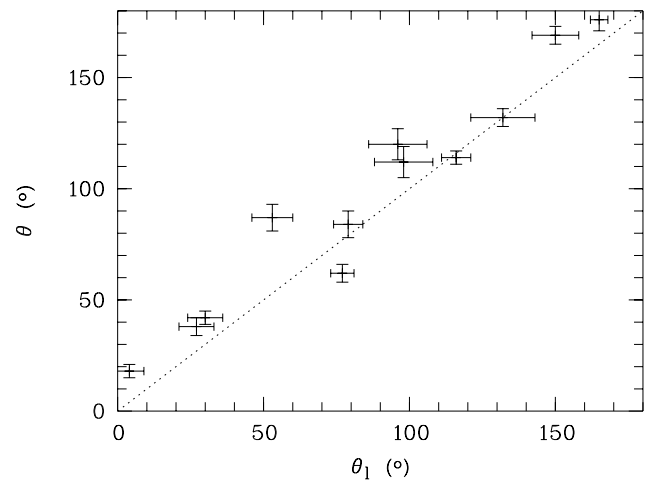
To verify that the polarization angles are not affected by an instrumental bias, a first test was done using standard stars with intrinsic polarization angles distributed in the full  $[0^\circ, 180^\circ]$  range (Sect. 2; and Lam00). The excellent agreement –most often within  $1^\circ$ – between the polarization angles we measure and those values published in the literature demonstrates the absence of such a bias, at least for highly polarized objects.

In order to perform a similar test at lower polarization levels, typically around 1%, we have measured the polarization of a sample of 13 QSOs previously observed by Berriman et al. (1990), Schmidt & Hines (1999) and Smith et al. (2002) using different telescopes and instruments. The targets were selected to have polarization angles distributed in the full  $[0^\circ, 180^\circ]$  range (Table 5). Figure 3 shows the observed polarization angle  $\theta$  (from Table 4) versus the published one  $\theta_l$  (from Table 5). A good overall agreement is observed, suggesting the absence of an instrumental bias. However, the correlation is not as good as one could have expected given the formal uncertainties. This is due to the fact that we compare unfiltered, white light, measurements to V-band polarization angles (with some additional noise from possible time variability). Indeed, while basically constant with wavelength, a slight dependence of the polarization angle on wavelength (i.e. about ten degrees between the blue and red parts of the spectrum) is often observed in low

**Table 5.** Published “white light” polarization data for the verification objects.

Object	$p_l$ (%)	$\sigma_{p_l}$ (%)	$\theta_l$ ( $^\circ$ )	$\sigma_{\theta_l}$ ( $^\circ$ )	Ref.
PG 0946+301	0.85	0.14	116	5	1, 2
PG 1004+130	0.79	0.11	77	4	2
PG 1012+008	0.66	0.23	98	10	2
PKS 1049-09	0.85	0.30	96	10	2
PG 1216+069	0.80	0.19	53	7	2
TON 1530	0.84	0.24	150	8	2
PG 1254+047	1.22	0.15	165	3	2, 1
PG 1435-067	1.44	0.29	27	6	2
2MA 1519+1838	0.67	0.22	132	11	3
2MA 1543+1937	1.33	0.26	30	6	3
3C 323.1	1.03	0.20	4	5	2
MARK 877	0.94	0.17	79	5	2
2MA J1714+2602	0.86	0.33	65	12	3

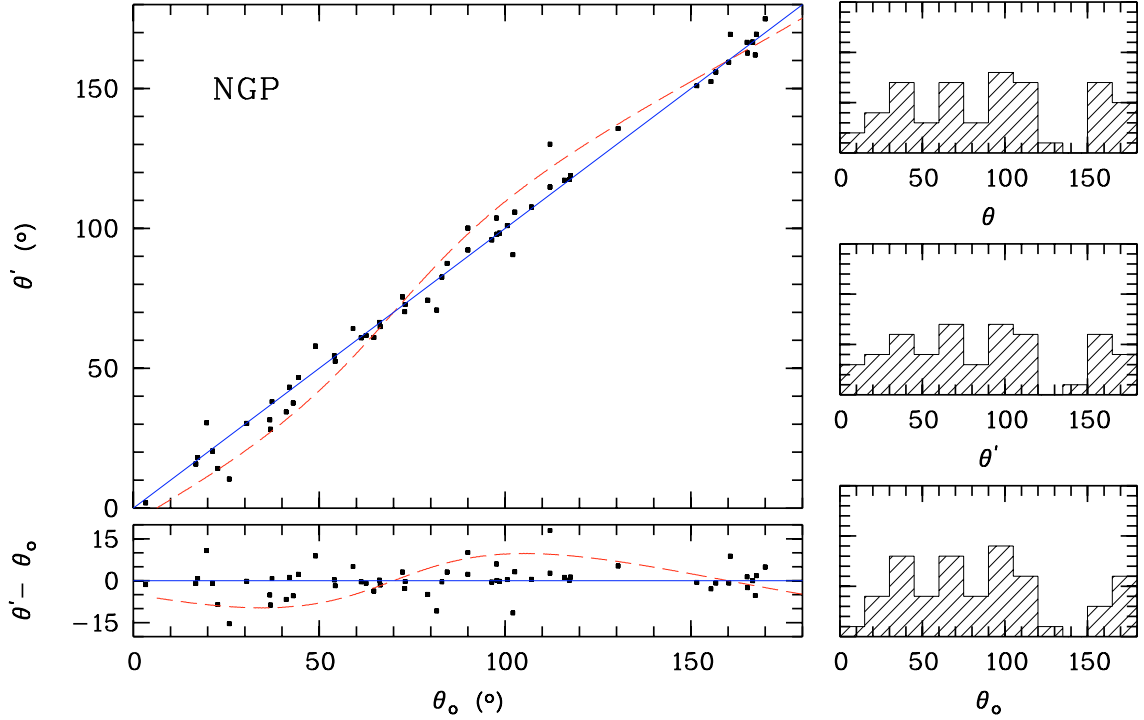
References: (1) Schmidt & Hines (1999); (2) Berriman et al. (1990); (3) Smith et al. (2002). When more than one measurement is available (cf. PG 0946+301 and PG 1254+047), the value with the smallest  $\sigma_{p_l}$  is given.



**Fig. 3.** The measured polarization angle  $\theta$  (from Table 4) is reported against the published value  $\theta_l$  (from Table 5). Due to its very low polarization level and highly uncertain  $\theta$  in Table 4, 2MA J1714+2602 is not represented here.

polarization QSOs (Webb et al. 1993; Antonucci et al. 1996). For two objects, V-band polarization angle measurements are available in the literature,  $\theta = 63 \pm 3^\circ$  for PG 1004+130 (Webb et al. 1993) and  $\theta = 23 \pm 2^\circ$  for 3C 323.1 (Schmidt & Smith 2000). They are in much better agreement with our V-band measurements than with the white light data. A comparison of polarization measurements obtained in the same filter is then needed to test more accurately for possible instrumental contamination at low polarization levels.

<sup>7</sup> We were also able to measure the polarization of 10 field galaxies with a reasonable accuracy. Within the uncertainties, their polarization (both in degree and angle) does not differ from the polarization of the field stars. This suggests that the contamination by interstellar polarization in our Galaxy is not significantly higher for objects at extragalactic distances.



**Fig. 4.** This figure compares, for the NGP region (2002 data), the QSO polarization angle  $\theta_0$ , uncorrected for the systematic  $\bar{q}_\star$  and  $\bar{u}_\star$ , to the polarization angle  $\theta'$  derived after a frame by frame subtraction of the Stokes parameters of field stars (when the latter measurements were possible). Only QSOs with either  $p_0 \geq 0.6\%$  or  $p' \geq 0.6\%$  are plotted. For most objects,  $|\theta' - \theta_0|$  is within  $5^\circ$ . As a reference, the dashed line represents simulated data obtained by subtracting a systematic polarization of  $0.2\%$  oriented at  $70^\circ$  (cf. Fig. 1) from a polarization of  $0.6\%$  randomly oriented. Together with the distributions of  $\theta_0$  and  $\theta'$ , the histograms illustrate the distribution of polarization angle  $\theta$  reported in Table 4 and corrected for the systematic  $\bar{q}_\star$  and  $\bar{u}_\star$  (QSOs with  $p \geq 0.6\%$  only).

#### 4.1.2. Interstellar polarization

In order to estimate the effect of the interstellar polarization on significantly polarized ( $p \geq 0.6\%$ ) objects, and namely whether it can introduce a bias in the distribution of the QSO polarization angles, we subtract frame by frame (when possible) the Stokes parameters of the field stars from the QSO ones, both uncorrected for the systematic  $\bar{q}_\star$  and  $\bar{u}_\star$ . New QSO polarization degrees ( $p'$ ) and angles ( $\theta'$ ) are then derived. With such a test, we implicitly assume that the polarization of field stars correctly represents the interstellar polarization affecting the QSOs.

In Figs. 4 and 5 we compare the new polarization angle  $\theta'$  to the uncorrected one  $\theta_0$ , for the NGP and the SGP regions separately. Only significantly polarized QSOs are considered, i.e. those objects with a polarization degree  $\geq 0.6\%$ . The distribution of the final polarization angle  $\theta$  given in Table 4 is also illustrated. Although a systematic effect may be noticed, it is small enough to only slightly modify the distribution of the QSO polarization angles. This is due to the fact that the field star polarization is most often small (Fig. 2) such that only a few significantly polarized QSOs are affected (and, as done in Table 4, the most discordant objects may be flagged as contaminated).

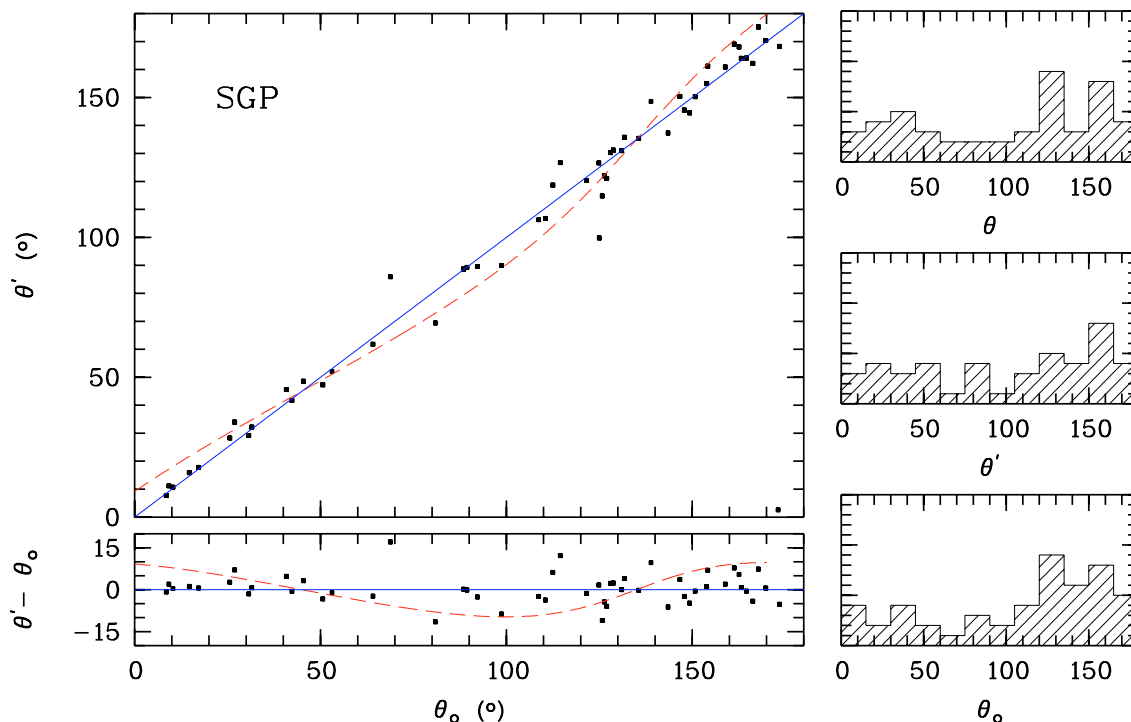
This test demonstrates that the distribution of the polarization angles of polarized ( $p \geq 0.6\%$ ) QSOs is not significantly contaminated by the interstellar polarization, and more particularly after subtracting the systematic correction. But this

conclusion is only valid if the interstellar polarization which affects the QSOs is not significantly larger than the polarization measured from field stars.

#### 4.2. Time variability of the polarization

For some targets of our sample, several polarimetric measurements do exist. MARK 877, the BAL QSO Q2208-1720, and the binary QSO PKS 1145-071 A&B have been observed at two epochs (March and May 2002) and do not show any evidence for significant polarization variability. Also, the measurements for MARK 877 and the BAL QSO J2359-12 are in excellent agreement with the values reported by Berriman et al. (1990) and Brotherton et al. (2001), respectively. The four radio-emitters PKS 2203-215, PKS 2204-54, PKS 2240-260 and PKS 1136-13 were previously observed in white light by Fugmann & Meisenheimer (1988) and Impey & Tapia (1990). Within the uncertainties and given the different wavelength coverages, we find a good agreement with our polarimetric measurements, i.e. no evidence for a significant variability, including for the highly polarized quasar PKS 2240-260.

On the contrary, the polarization level of PKS 1222+037 grew up to  $2.4\%$  between March and May 2002, indicating that this object might be variable. Our observations also suggest the variability (in both polarization level and angle) of the BL Lac candidate PKS 1216-010 (Londish et al. 2002). Indeed, Visvanathan & Wills (1998) report for this object a polarization



**Fig. 5.** Same as Fig. 4, but for QSOs from the SGP region (2000 and 2003 data). For most objects,  $|\theta' - \theta_0|$  is also within  $5^\circ$ . The dashed line represents simulated data obtained by subtracting a systematic polarization of 0.2% oriented at  $135^\circ$  (cf. Fig. 1) from a polarization of 0.6% randomly oriented.

level  $p = 6.9 \pm 0.8\%$  and a polarization angle  $\theta = 8 \pm 3.3^\circ$  which are significantly different from our values ( $p_0 = 11.1 \pm 0.19\%$  and  $\theta = 100 \pm 0.5^\circ$ ). Such a variability is common among highly polarized quasars and BL Lac objects (see e.g. Rieke et al. 1977; Valtaoja et al. 1991).

## 5. Conclusions

New polarization measurements have been obtained for a sample of 203 quasi-stellar objects located in the NGP and the SGP regions with a final median uncertainty  $\approx 0.25\%$  on the polarization degree. 184 measurements are first time measurements. Among these ones, half of the 42 BAL QSOs show a level of polarization  $>1\%$  and 12 QSOs have a polarization level higher than 3% (including the BAL QSO SDSS J1409+0048).

Based on previous measurements found in the literature, we find evidence for a variation of both the polarization level and the polarization angle of the BL Lac candidate PKS 1216-010. We also report a significant variability in a two month period of the polarization of PKS 1222+037. Such a variability is not surprising since this object is reported to have a flat radio spectrum (Teraesranta et al. 2001) which means, in unified schemes, a pole-on view of the AGN with a relativistically beamed polarized emission (Urry & Padovani 1995; Rusk 1990; Antonucci & Ulvestad 1985).

The pair of quasi-stellar objects PKS 1145-071 A&B has been observed at two different epochs. They have polarization levels  $> 0.6\%$  and different polarization angles.

This sample also includes the gravitationally lensed QSO J11319-1231 (Sluse et al. 2003). The lensed nature of

this object has been serendipitously unveiled on the polarimetric images obtained during the May 2002 observing run. The global polarization level of this object is smaller than 0.3%, confirming that gravitationally lensed QSOs are not more polarized than other quasi-stellar objects (cf. Hutsemékers et al. 1998; and Lam00).

We have also shown that, if the effect of the interstellar polarization in our Galaxy onto distant objects may be adequately represented by the polarization measured from field stars, the significantly polarized ( $p \geq 0.6\%$ ) QSOs show little contamination in the distribution of their polarization angles.

*Acknowledgements.* Dominique Sluse acknowledges support from an ESO studentship in Santiago and PRODEX (Gravitational lens studies with HST). Hervé Lamy would like to thank Prof. J. Lemaire and BIRA-IASB for giving him the opportunity to observe in La Silla in March 2002. Hernan Quintana acknowledges partial support from the FONDAP Centro de Astrophysics. This research has made use of the NASA/IPAC Extragalactic Database (NED), which is operated by the Jet Propulsion Laboratory, California Institute of Technology, under contract with the National Aeronautics and Space Administration.

## References

- Antonucci, R., & Ulvestad, J. S. 1985, *ApJ*, 294, 158
- Antonucci, R., Geller, R., Goodrich, R. W., & Miller, J. S. 1996, *ApJ*, 472, 502
- Barkhouse, W. A., & Hall, P. B. 2001, *AJ*, 121, 2843
- Becker, R. H., White, R. L., Gregg, M. D., et al. 2000, *ApJ*, 538, 72
- Becker, R. H., White, R. L., Gregg, M. D., et al. 2002, *ApJS*, 135, 227
- Berdyugin, A., Piirola, V., & Teerikorpi, P. 2004, *A&A*, 424, 873
- Berriman, G., Schmidt, G. D., West, S. C., & Stockman, H. S. 1990, *ApJS*, 74, 869

- Brotherton, M. S., Arav, N., Becker, R. H., et al. 2001, *ApJ*, 546, 134
- di Serego Alighieri, S. 1989, in 1st ESO/ST-ECF Data Analysis Workshop, ed. P. J. Grosbøl, et al., 157
- di Serego Alighieri, S. 1997, in *Instrumentation for Large Telescopes*, ed. J. M. Rodríguez Espinosa (Cambridge University Press), 287
- Fugmann, W., & Meisenheimer, K. 1988, *A&AS*, 76, 145
- Hall, P. B., Anderson, S. F., Strauss, M. A., et al. 2002, *ApJS*, 141, 267
- Heiles, C. 2000, *AJ*, 119, 923
- Hutsemékers, D. 1998, *A&A*, 332, 410
- Hutsemékers, D., Lamy, H., & Remy, M. 1998, *A&A*, 340, 371
- Hutsemékers, D., & Lamy, H. 2001, *A&A*, 367, 381
- Impey, C. D., & Tapia, S. 1990, *ApJ*, 354, 124
- Lamy, H., & Hutsemékers, D. 1999, *The Messenger*, 96, 25 (Erratum: *The Messenger* 97, 23) (Lam99)
- Lamy, H., & Hutsemékers, D. 2000, *A&AS*, 142, 451 (Lam00)
- Lamy, H., & Hutsemékers, D. 2004, *A&A*, 427, 107
- Londish, D., Croom, S. M., Boyle, B. J., et al. 2002, *MNRAS*, 334, 941
- Melnick, J., Dekker, H., & D’Odorico, S. 1989, *EFOSC*, ESO operating manual No. 4, Version 2, ESO
- Menou, K., Vanden Berk, D. E., Ivezić, Z., et al. 2001, *ApJ*, 561, 645
- Reichard, T. A., Richards, G. T., Schneider, D. P., et al. 2003, *AJ*, 125, 1711
- Rieke, G. H., Lebofsky, M. J., Tapia, S., Kemp, J. C., & Coyne, G. V. 1977, *ApJ*, 218, L37
- Rusk, R. 1990, *JRASC*, 84, 199
- Schmidt, G. D., & Hines, D. C. 1999, *ApJ*, 512, 125
- Schmidt, G. D., & Smith, P. S. 2000, *ApJ*, 545, 117
- Schneider, D. P., Richards, G. T., Fan, X., et al. 2002, *AJ*, 123, 567
- Schneider, D. P., Fan, X., Hall, P. B., et al. 2003, *AJ*, 126, 2579
- Serkowski, K. 1962, in *Advances in Astronomy and Astrophysics*, ed. Z. Kopal (Academic Press), 1, 289
- Serkowski, K., Mathewson, D. L., & Ford, V. L. 1975, *ApJ*, 196, 261
- Simmons, J. F. L., & Stewart, B. G. 1985, *A&A*, 142, 100
- Sluse, D., Surdej, J., Claeskens, J.-F., et al. 2003, *A&A*, 406, L43
- Smith, P. S., Schmidt, G. D., Hines, D. C., Cutri, R. M., & Nelson, B. O. 2002, *ApJ*, 569, 23
- Smith, P. S., Schmidt, G. D., Hines, D. C., & Foltz, C. B. 2003, *ApJ*, 593, 676
- Stockman, H. S., Moore, R. L., & Angel, J. R. P. 1984, *ApJ*, 279, 485
- Teraesranta, H., Urpo, S., Wiren, S., & Valtonen, M. 2001, *A&A*, 368, 431
- Turnshek, D. A., Bohlin, R. C., Williamson II, et al. 1990, *AJ*, 99, 1243
- Urry, C. M., & Padovani, P. 1995, *PASP*, 107, 803
- Valtaoja, L., Sillanpää, A., Valtaoja, E., et al. 1991, *AJ*, 101, 78
- Véron-Cetty, M.-P., & Véron, P. 2001, *A&A*, 374, 92
- Visvanathan, N., & Wills, B. J. 1998, *AJ*, 116, 2119
- Wardle, J. F. C., & Kronberg, P. P. 1974, *ApJ*, 194, 249
- Webb, W., Malkan, M., Schmidt, G., & Impey, C. 1993, *ApJ*, 419, 494
- Weitenbeck, A. J. 1999, *Acta Astron.*, 49, 59



# **Material in Electronic Form at the CDS**

J/A+A/433/757            Optical polarization of 203 QSOs            (Sluse+, 2005)

=====

New optical polarization measurements of quasi-stellar objects. The data.

Sluse D., Hutsemekers D., Lamy H., Cabanac R., Quintana H.

<Astron. Astrophys. 433, 757 (2005)>

=2005A&A...433..757S

=====

ADC\_Keywords: QSOs ; Polarization

Keywords: quasars general - polarization - gravitational lensing

#### Description:

This Table contains linear polarization measurements (mainly in the V band) of 203 QSOs. First time measurements have been obtained for 184 objects. Among them 109 known radio emitters, 42 BAL and 1 gravitationally lensed QSO.

#### File Summary:

FileName	Lrecl	Records	Explanations
ReadMe	80	.	This file
table4.dat	103	210	Polarimetric measurements

-----

#### See also:

J/A+A/332/410 : Quasar polarization (Hutsemekers 1998)

J/A+A/340/371 : Quasar polarization (Hutsemekers+ 1998)

J/A+AS/142/451 : Polarization of 47 quasi-stellar objects (Lamy+ 2000)

#### Byte-by-byte Description of file: table4.dat

Bytes	Format	Units	Label	Explanations
1- 19	A19	---	Name	Object name
21- 22	A2	---	Type	[RBU ] Type of object (1)
24- 25	I2	h	RAh	Right ascension (J2000)
27- 28	I2	min	RAm	Right ascension (J2000)
30- 33	F4.1	s	RA s	Right ascension (J2000)
35	A1	---	DE-	Declination sign
36- 37	I2	deg	DEd	Declination (J2000)
39- 40	I2	arcmin	DEm	Declination (J2000)
42- 43	I2	arcsec	DEs	Declination (J2000)
45- 49	F5.3	---	z	Redshift
51- 60	A10	"DD-MM-YYYY"	Date	Date of observation
62- 67	F6.2	%	q	Normalized Stokes parameter (NSP) q
69- 74	F6.2	%	u	Normalized Stokes parameter (NSP) u
76- 80	F5.2	%	Pol	Polarization degree
82- 85	F4.2	%	e_Pol	Uncertainty of polarization degree
87- 91	F5.2	%	p0	Debiased polarization degree
93- 95	I3	deg	PA	? Polarization position angle (PA)
97- 99	I3	deg	e_PA	? Uncertainty of PA
101-102	A2	---	Remark	Remark (2)

-----

#### Note (1): Type of object:

R = Known radio-emitter

B = Known Broad Absorption Line (BAL) QSO

RB = both R and B

U: Unknown

#### Note (2): Remarks are coded as follows:

N1 = polarization measurements most probably contaminated by interstellar polarization

N2 = polarization measurements possibly contaminated by interstellar polarization

R = observation done with the R band filter

i = observation done with the i band filter

-----

Acknowledgements: Dominique Sluse, sluse(at)astro.ulg.ac.be

=====

(End)

Patricia Vannier [CDS] 28-Dec-2004

PHL 850	R	00	49	32.1	+11	28	26	0.275	28-08-2000	0.13	-0.41	0.43	0.23	0.38	144	17	
RXS J01526-0143	R	01	52	37.1	-01	43	58	0.850	19-10-2003	0.03	-0.13	0.13	0.21	0.00	-	-	
3C 059	R	02	07	02.2	+29	30	46	0.110	28-08-2000	-0.64	-0.86	1.07	0.21	1.05	117	6	
UM 416	R	02	16	12.3	-01	05	19	1.480	19-10-2003	-0.13	-0.12	0.17	0.25	0.00	-	-	
J0235.12-0357	R	02	35	14.0	-03	57	34	1.387	19-10-2003	0.08	0.89	0.90	0.23	0.87	42	8	
SDSS J0242+0049	B	02	42	21.9	+00	49	12	2.071	19-10-2003	1.33	-0.63	1.47	0.24	1.45	167	5	
SDSS J0243+0000	B	02	43	04.7	+00	00	05	2.003	20-10-2003	0.11	1.68	1.69	0.36	1.65	43	6	
MS 02448+1928	R	02	47	40.8	+19	40	58	0.176	27-08-2000	-0.01	-0.26	0.26	0.21	0.19	134	32	
US 3498	R	03	00	29.8	+02	40	50	0.115	27-08-2000	-0.02	0.55	0.55	0.27	0.49	46	16	
FIRST03133+0036	R	03	13	18.6	+00	36	23	1.250	20-10-2003	-0.50	-1.40	1.48	0.29	1.45	125	6	
FIRST03145+0117	R	03	14	30.0	+01	17	36	1.210	20-10-2003	0.44	0.26	0.51	0.36	0.41	16	25	
SDSS J0318-0015	B	03	18	28.9	-00	15	23	1.990	19-10-2003	-0.38	0.39	0.55	0.26	0.49	67	15	
0321-375	U	03	23	53.4	-37	15	57	2.246	28-08-2000	0.45	0.04	0.45	0.28	0.38	3	21	
PKS 0446-212	R	04	48	17.4	-21	09	45	1.971	20-10-2003	0.24	0.08	0.25	0.24	0.10	10	72	
MC 0446-208	U	04	48	58.8	-20	44	46	1.896	20-10-2003	0.61	-0.07	0.61	0.24	0.57	177	12	
FIRST J0809+2753	RB	08	09	01.4	+27	53	41	1.511	21-03-2002	-1.46	0.96	1.75	0.20	1.74	73	3	
FIRST J0910+2612	R	09	10	44.9	+26	12	53	2.920	01-05-2002	-0.70	-0.25	0.74	0.22	0.71	100	9	
TEX 0907+258	R	09	10	55.3	+25	39	21	2.743	01-05-2002	0.33	-0.27	0.43	0.22	0.38	160	17	
PG 0946+301	B	09	49	41.1	+29	55	19	1.220	21-03-2002	-1.12	-1.21	1.65	0.19	1.64	114	3	
FIRST J1000+2752	R	10	00	29.1	+27	52	11	1.202	01-05-2002	-0.21	0.09	0.23	0.20	0.15	78	38	
FIRST J1003+2727	R	10	03	18.9	+27	27	34	1.283	01-05-2002	-0.61	0.44	0.75	0.20	0.73	72	8	
PG 1004+130	RB	10	07	26.2	+12	48	56	0.240	22-03-2002	-0.51	0.76	0.92	0.13	0.91	62	4	
PG 1012+008	R	10	14	54.9	+00	33	37	0.185	22-03-2002	-0.44	-0.44	0.62	0.14	0.61	112	7	
PKS 1012+022	R	10	15	15.7	+01	58	52	1.374	01-05-2002	-0.06	-0.36	0.36	0.15	0.34	130	13	
Q 1015+0147	R	10	17	42.4	+01	32	17	1.455	01-05-2002	0.65	-0.57	0.86	0.22	0.84	159	7	N2
PKS 1049-09	R	10	51	29.9	-09	18	09	0.345	22-03-2002	-0.33	-0.56	0.65	0.15	0.63	120	7	
PKS 1115-12	R	11	18	17.1	-12	32	54	1.739	20-03-2002	-0.28	0.28	0.40	0.22	0.34	67	19	
PKS 1118-05	R	11	21	25.1	-05	53	56	1.297	21-03-2002	-1.24	-0.06	1.24	0.48	1.15	91	12	
He 1122-1315	U	11	25	09.4	-13	32	06	0.458	22-03-2002	-1.21	-0.92	1.52	0.15	1.51	109	3	
SDSS J1126+0034	B	11	26	02.8	+00	34	18	1.782	20-03-2002	-0.23	-0.41	0.47	0.21	0.43	120	14	
PKS 1124-186	R	11	27	04.4	-18	57	17	1.048	20-03-2002	3.15	11.25	11.68	0.36	11.68	37	1	
R07.16	U	11	28	18.5	-13	19	29	0.351	01-05-2002	-0.48	0.33	0.58	0.15	0.56	73	8	
PKS 1126+10	R	11	29	14.2	+09	52	00	1.515	22-03-2002	0.25	-0.38	0.45	0.20	0.42	152	14	
He 1127-1304	R	11	30	19.9	-13	20	51	0.634	01-05-2002	-0.03	1.32	1.32	0.13	1.31	46	3	
J11319-1231	R	11	31	51.6	-12	31	57	0.654	02-05-2002	-0.04	0.12	0.13	0.19	0.00	-	-	
Q 1129-0229	U	11	32	30.1	-02	46	21	0.333	02-05-2002	0.52	0.11	0.53	0.16	0.51	6	9	
PKS 1131-17	R	11	34	23.5	-17	27	51	1.618	21-03-2002	0.07	0.84	0.84	0.26	0.80	43	9	
Q 1131-0039	U	11	34	32.3	-00	55	49	0.268	01-05-2002	-0.31	-0.29	0.42	0.18	0.39	112	13	
SDSS J1135+0041	B	11	35	37.6	+00	41	30	1.550	20-03-2002	1.00	0.57	1.15	0.30	1.11	15	8	
PKS 1134+01	R	11	37	29.6	+01	16	14	0.430	02-05-2002	0.95	-0.60	1.12	0.26	1.09	164	7	
PKS 1136-13	R	11	39	10.7	-13	50	43	0.554	23-03-2002	0.33	0.28	0.43	0.15	0.41	20	11	
PKS 1145-071 A	R	11	47	51.5	-07	24	41	1.342	21-03-2002	-0.06	0.80	0.80	0.27	0.76	47	10	
PKS 1145-071 A	R	11	47	51.5	-07	24	41	1.342	02-05-2002	-0.27	1.05	1.08	0.24	1.06	52	6	
PKS 1145-071 B	R	11	47	54.8	-07	24	44	1.345	21-03-2002	-0.51	-0.86	1.00	0.41	0.92	120	13	
PKS 1145-071 B	R	11	47	54.8	-07	24	44	1.345	02-05-2002	-1.60	-0.57	1.70	0.55	1.61	100	10	
2QZ J114954+0012	B	11	49	54.9	+00	12	55	1.596	20-03-2002	1.04	-1.18	1.57	0.22	1.56	156	4	
PKS 1148-171	R	11	51	03.2	-17	24	00	1.751	23-03-2002	0.00	0.38	0.38	0.27	0.31	45	25	
FIRST J1202+2631	R	12	02	40.7	+26	31	38	0.478	22-03-2002	0.65	-0.07	0.65	0.15	0.64	177	7	
He 1202-0501	U	12	04	53.0	-05	18	13	0.169	01-05-2002	0.16	0.36	0.39	0.14	0.37	33	11	
PKS 1203-26	R	12	05	33.2	-26	34	04	0.786	20-03-2002	-0.59	0.62	0.86	0.20	0.83	67	7	
SDSS J1206+0023	B	12	06	27.6	+00	23	35	2.331	25-02-2003	-0.38	-0.86	0.94	0.15	0.93	123	5	
PKS 1205-008	R	12	07	41.7	-01	06	37	1.002	25-02-2003	0.03	0.19	0.19	0.14	0.15	41	26	
SDSS J1208+0020	B	12	08	34.8	+00	20	48	2.707	25-02-2003	0.02	0.26	0.26	0.14	0.23	43	17	
He 1207-2118	U	12	09	38.0	-21	34	49	0.457	22-03-2002	-0.65	-0.22	0.69	0.16	0.67	99	7	
SDSS J1209-0023	B	12	09	57.2	-00	23	02	1.860	22-03-2002	1.30	-0.63	1.44	0.35	1.40	167	7	
Q 1210+1507	U	12	13	08.0	+14	51	06	1.613	01-05-2002	0.04	0.40	0.40	0.19	0.36	42	15	
SDSS J1214-0001	B	12	14	41.4	-00	01	38	1.041	20-03-2002	-2.15	-1.07	2.40	0.32	2.38	103	4	
FIRST J1214+2803	RB	12	14	42.3	+28	03	29	0.698	23-03-2002	-0.02	-0.37	0.37	0.18	0.33	133	16	
SDSS J1216+0107	B	12	16	33.9	+01	07	33	2.017	20-03-2002	-0.93	0.23	0.96	0.24	0.93	83	7	
PKS 1215-002	R	12	17	58.7	-00	29	47	0.420	21-04-2002	-23.93	-0.78	23.94	0.70	23.93	91	1	
PKS 1216-010	R	12	18	35.0	-01	19	54	0.415	02-05-2002	-10.55	-3.77	11.20	0.17	11.20	100	1	
PG 1216+069	R	12	19	20.9	+06	38	38	0.334	21-03-2002	-0.60	0.07	0.60	0.13	0.59	87	6	
Q 1217+1509	U	12	19	46.4	+14	52	59	0.402	22-03-2002	0.45	0.26	0.52	0.26	0.46	15	16	
PKS 1219+04	R	12	22	22.5	+04	13	16	0.965	22-03-2002	-3.10	-4.62	5.56	0.15	5.56	118	1	
Q 1221+1745	R	12	23	34.9	+17	28	42	1.354	02-05-2002	0.50	0.64	0.81	0.19	0.79	26	7	
4C 18.34	R	12	23	46.2	+18	21	07	1.401	02-05-2002	-0.07	0.11	0.13	0.27	0.00	-	-	
PKS 1222+037	R	12	24	52.3	+03	30	50	0.960	23-03-2002	-0.89	0.43	0.99	0.27	0.95	77	8	
PKS 1222+037	R	12	24	52.3	+03	30	50	0.960	02-05-2002	-2.40	-0.73	2.51	0.22	2.50	98	2	
PKS 1222+21	R	12	24	54.5	+21	22	46	0.435	23-03-2002	1.36	-0.68	1.52	0.13	1.51	167	3	
RXS J12254-0418	R	12	25	27.2	-04	18	57	0.137	01-05-2002	0.07	0.14	0.16	0.14	0.08	32	48	
TON 1530	R	12	25	27.4	+22	35	13	2.058	21-03-2002	0.86	-0.34	0.92	0.14	0.91	169	4	
SDSS J1227-0010	B	12	27	26.9	-00	10	04	1.543	22-03-2002	0.48	-0.40	0.62	0.28	0.57	160	14	
SDSS J1230-0053	B	12	30	56.6	-00	53	06	2.161	20-03-2002	-0.10	-0.53	0.54	0.24	0.49	130	14	
SDSS J1231+0047	B	12	31	24.7	+00	47	19	1.720	20-03-2002	0.22	1.44	1.46	0.40	1.40	41	8	
SDSS J1234+0057	B	12	34	27.8	+00	57	59	1.532	20-03-2002	1.35	0.09	1.35	0.23	1.33	2	5	
FIRST J1240+2425	R	12	40	09.1	+24	25	31	0.829	22-03-2002	0.30	-0.12	0.32	0.16	0.29	169	16	
Q 1244+1329	U	12	46	54.0	+13	13	11	0.512	22-03-2002	0.01	-0.14	0.14	0.14	0.03	137	120	
Q 1244-0126	U	12	47	30.9	-01	42	28	0.346	02-05-2002	-0.55	0.98	1.12	0.36	1.07	60	10	
PG 1254+047	B	12	56	59.9	+04	27											

SDSS J1302-0037	B	13	02	08.2	-00	37	32	1.672	21-03-2002	0.45	1.29	1.37	0.20	1.35	35	4
SDSS J1305+0019	B	13	05	06.7	+00	19	09	1.912	21-03-2002	0.30	0.78	0.84	0.28	0.79	34	10
EQS B1303+0205	R	13	05	54.1	+01	49	30	0.740	23-03-2002	0.10	0.34	0.35	0.16	0.32	37	14
PKS 1303-250	R	13	06	15.4	-25	17	20	0.738	22-03-2002	-0.79	-0.46	0.91	0.17	0.90	105	5
He 1304-1157	R	13	07	03.9	-12	13	13	0.294	01-05-2002	-0.69	0.47	0.83	0.18	0.82	73	6
He 1307-1651	U	13	10	38.4	-17	07	02	1.173	01-05-2002	-0.21	0.84	0.87	0.20	0.84	52	7
FIRST J1312+2319	RB	13	12	13.5	+23	19	58	1.508	21-03-2002	0.97	-0.51	1.10	0.16	1.08	166	4
SDSS J1318+0022	B	13	18	53.4	+00	22	11	2.078	21-03-2002	-0.08	0.05	0.09	0.24	0.00	-	-
PKS 1317-00	R	13	19	38.7	-00	49	40	0.892	23-03-2002	0.23	0.06	0.24	0.20	0.16	7	37
SDSS J1323-0038	B	13	23	04.6	-00	38	57	1.827	22-03-2002	0.97	0.57	1.13	0.21	1.11	15	5
SDSS J1327+0035	B	13	27	42.9	+00	35	33	1.876	23-03-2002	-0.75	0.82	1.11	0.23	1.09	66	6
PKS 1327-21	R	13	30	07.1	-21	42	02	0.525	23-03-2002	0.50	0.15	0.52	0.15	0.50	8	8
PKS 1328-264	R	13	31	11.7	-26	39	09	0.883	22-03-2002	-0.09	0.00	0.09	0.18	0.00	-	-
PKS 1328-173	R	13	31	35.9	-17	36	34	0.329	02-05-2002	-0.16	0.31	0.35	0.18	0.31	59	17
PKS 1335+023	R	13	37	39.6	+02	06	57	1.356	23-03-2002	0.54	0.43	0.69	0.20	0.66	19	8
PKS 1335-06	R	13	38	08.0	-06	27	11	0.625	02-05-2002	-0.74	-0.03	0.74	0.25	0.70	91	10
CTS J13.07	U	13	42	04.4	-18	18	01	2.210	21-03-2002	0.64	0.53	0.83	0.15	0.82	20	5
UM 607	U	13	42	51.7	-00	53	45	0.326	02-05-2002	-0.15	0.15	0.21	0.14	0.17	67	23
Q 1359-058	U	14	01	41.1	-06	08	23	1.996	21-03-2002	-0.63	-0.25	0.68	0.16	0.66	101	7
FIRST J1408+3054	RB	14	08	06.2	+30	54	48	0.842	20-03-2002	0.15	-0.25	0.29	0.17	0.25	150	19
SDSS J1409+0048	B	14	09	18.2	+00	48	24	1.999	21-03-2002	1.95	3.39	3.91	0.28	3.90	30	2
TEX 1414+235	R	14	17	17.9	+23	17	20	0.921	02-05-2002	-0.14	0.08	0.16	0.18	0.00	-	-
HS 1417+2547	RB	14	20	13.1	+25	34	04	2.200	20-03-2002	-0.68	-0.78	1.03	0.18	1.02	114	5 N1
FIRST J1427+2709	B	14	27	03.6	+27	09	40	1.170	20-03-2002	-1.27	0.46	1.35	0.25	1.33	80	5
PG 1435-067	U	14	38	16.2	-06	58	20	0.129	01-05-2002	0.24	1.03	1.06	0.14	1.05	38	4 N1
2MA 1519+1838	U	15	19	01.5	+18	38	04	0.187	20-03-2002	-0.17	-1.47	1.48	0.22	1.46	132	4
2MA 1543+1937	U	15	43	07.7	+19	37	51	0.228	20-03-2002	0.20	1.93	1.94	0.17	1.93	42	3
3C 323.1	R	15	47	43.6	+20	52	16	0.266	01-05-2002	0.93	0.68	1.15	0.13	1.14	18	3
MARK 877	R	16	20	11.3	+17	24	28	0.114	02-05-2002	-0.66	0.14	0.67	0.13	0.66	84	6
MARK 877	R	16	20	11.3	+17	24	28	0.114	23-03-2002	-0.56	0.13	0.57	0.13	0.56	83	7
RXS J16212+1819	R	16	21	14.4	+18	19	49	0.125	01-05-2002	-0.44	-0.30	0.53	0.16	0.51	107	9
2MA J1714+2602	U	17	14	42.7	+26	02	48	0.163	01-05-2002	-0.27	-0.13	0.30	0.18	0.26	103	20
FIRST J21079-0620	RB	21	07	57.7	-06	20	10	0.644	19-10-2003	0.44	-1.03	1.12	0.22	1.10	147	6
Q 2116-4439	B	21	20	11.6	-44	26	54	1.480	27-08-2000	0.53	0.22	0.57	0.25	0.52	11	13
PKS 2124-12	R	21	27	25.9	-11	51	17	0.873	21-08-2003	0.04	0.24	0.24	0.43	0.00	-	-
SDSS J2131-0839	B	21	31	13.9	-08	39	13	1.983	20-10-2003	0.58	-0.20	0.61	0.27	0.55	171	14
PKS 2128-315	R	21	31	23.2	-31	21	13	0.990	27-08-2000	-0.08	0.00	0.08	0.22	0.00	-	-
Q 2128-4327	U	21	31	25.3	-43	13	52	0.920	20-08-2003	0.08	-0.40	0.41	0.28	0.34	141	24
SDSS J2131-0700	B	21	31	38.9	-07	00	13	2.048	20-08-2003	0.08	1.78	1.78	0.32	1.75	44	5
PHL 1631	R	21	35	13.1	-00	52	44	1.660	01-05-2002	-0.57	-0.60	0.83	0.25	0.79	113	9
FIRST J21378+0012	R	21	37	48.4	+00	12	20	1.666	02-05-2002	-0.22	-0.42	0.47	0.25	0.42	121	18
FIRST J21378+0012	R	21	37	48.4	+00	12	20	1.666	01-05-2002	0.24	-0.36	0.43	0.23	0.38	152	17
PKS 2135-248	R	21	38	37.2	-24	39	55	0.819	27-08-2000	0.58	-0.21	0.62	0.35	0.53	170	19
PKS 2138-377	R	21	41	52.4	-37	29	12	0.425	20-08-2003	0.43	0.35	0.56	0.28	0.50	19	16
FIRST J21424-0821	R	21	42	25.4	-08	21	22	0.570	20-10-2003	0.61	-0.51	0.79	0.22	0.76	160	8
2E 2141+0402	U	21	44	23.0	+04	16	27	0.463	22-08-2003	-0.63	-0.55	0.84	0.25	0.80	111	9
CT 677	U	21	44	40.8	-49	21	22	1.440	21-08-2003	-0.10	-0.62	0.63	0.25	0.58	131	12
PKS 2144-362	R	21	47	31.1	-36	01	52	2.081	21-08-2003	-0.04	0.66	0.66	0.28	0.60	46	13
HS 2146+0428	U	21	48	32.2	+04	42	16	1.320	22-08-2003	-0.42	-0.42	0.59	0.27	0.53	113	15
PKS 2149-20	R	21	51	51.1	-19	46	06	0.424	20-08-2003	1.10	2.01	2.29	0.31	2.27	31	4
PKS 2149-306	R	21	51	55.4	-30	27	54	2.345	22-08-2003	-0.18	0.23	0.29	0.28	0.10	64	77
PKS 2150+05	R	21	53	24.5	+05	36	19	1.980	20-10-2003	-0.22	0.22	0.31	0.25	0.22	67	32
PKS 2151-153	R	21	54	07.5	-15	01	30	1.208	20-08-2003	0.12	0.21	0.24	0.26	0.00	-	-
PKS 2153-204	R	21	56	33.8	-20	12	30	1.309	27-08-2000	-0.20	0.01	0.20	0.21	0.00	-	-
PB 5020	U	21	58	19.1	+02	08	49	0.560	20-10-2003	0.04	-0.51	0.51	0.22	0.47	137	14
RXS J21594+0113	R	21	59	24.1	+01	13	05	1.000	22-08-2003	-0.17	0.21	0.26	0.26	0.00	-	-
PKS 2157-200	R	22	00	07.8	-19	45	46	1.198	28-08-2000	-0.12	-0.06	0.13	0.24	0.00	-	-
CTS A09.14	R	22	01	51.2	-33	44	37	2.210	02-05-2002	-0.05	0.47	0.47	0.16	0.45	48	10
Q 2200-1816	U	22	03	11.6	-18	01	42	1.160	28-08-2000	0.07	-0.03	0.08	0.21	0.00	-	-
CTS H10.02	U	22	05	31.3	-54	05	41	1.150	22-08-2003	0.33	0.01	0.33	0.28	0.22	0	36
PKS 2203-18	R	22	06	10.5	-18	35	39	0.619	22-08-2003	0.58	1.12	1.26	0.29	1.23	31	7
PKS 2203-215	R	22	06	41.4	-21	19	42	0.577	22-08-2003	-0.06	0.99	0.99	0.30	0.95	47	9
PKS 2204-54	R	22	07	43.6	-53	46	33	1.206	20-08-2003	-0.33	-1.78	1.81	0.26	1.79	130	4
Q 2207-1627	U	22	10	34.7	-16	12	19	1.296	28-08-2000	-0.32	-0.05	0.32	0.27	0.23	94	34
Q 2208-1720	B	22	11	15.4	-17	05	26	1.210	27-08-2000	0.45	-0.89	1.00	0.24	0.97	148	7
Q 2208-1720	B	22	11	15.4	-17	05	26	1.210	19-10-2003	0.38	-0.79	0.87	0.24	0.84	148	8
CXOU J221257-2221	U	22	12	57.4	-22	21	35	1.167	22-08-2003	-0.11	0.04	0.11	0.34	0.00	-	-
PKS 2213-283	R	22	16	00.0	-28	03	30	0.946	28-08-2000	-0.81	-0.23	0.84	0.23	0.81	98	8
MS 22152-0347	R	22	17	47.9	-03	32	39	0.241	28-08-2000	-0.49	0.08	0.50	0.27	0.43	85	18
PKS 2215-508	R	22	18	19.1	-50	38	42	1.356	27-08-2000	0.69	-0.42	0.81	0.22	0.78	164	8
FIRST 22186-0853	R	22	18	41.9	-08	53	05	0.750	20-08-2003	0.71	0.03	0.72	0.31	0.66	1	14 N2
HS 2217+0451	U	22	19	57.6	+05	06	08	1.380	22-08-2003	-0.24	-0.75	0.79	0.27	0.75	126	10 N1
RXS J22208-3156	U	22	20	49.7	-31	56	54	0.503	19-10-2003	-0.25	-0.49	0.55	0.28	0.49	121	16
RX J22217-3327	U	22	21	42.9	-33	27	28	0.562	19-10-2003	-0.19	0.13	0.23	0.23	0.00	-	-
Q 2220-3851	U	22	23	53.2	-38	36	11	0.830	19-10-2003	0.01	-0.05	0.05	0.23	0.00	-	-
CTS A10.09	U	22	29	02.3	-33	15	03	0.868	28-08-2000	-0.36	-0.39	0.53	0.21	0.49	114	12
PKS 2226-41	R	22	29	18.6	-40	51	33	0.446	20-08-2003	-0.35	0.75	0.82	0.32	0.76	57	12
RXS J22307+0309	U	22	30	45.9	+03	09	19	1.321	22-08-2003	-0.34	-0.69	0.77	0.27	0.72	122	11 N1
PKS 2227-445	R	22	30	56.5	-44	16	30	1.326	22-08-2003	4.28	3.05	5.26	0.48	5.24	18	3
PKS 2232-488	R	22	35	13.3	-48	35	59	0.510	22-08-2003	3.42	1.29	3.66	0.26	3.65	10	2
UM 657	U	22	41	25.2	-17	14	25	1.360	22-08-2003	0.28	0.					

PKS 2240-260	R	22	43	26.4	-25	44	30	0.774	20-10-2003	-2.11	-14.63	14.78	0.21	14.78	131	1
PKS 2243-03	R	22	46	11.3	-03	00	39	1.348	28-08-2000	0.23	0.04	0.23	0.23	0.00	-	-
PKS 2246-309	R	22	49	19.0	-30	39	13	1.307	27-08-2000	0.11	0.17	0.20	0.29	0.00	-	-
Q 2247+0135	U	22	49	35.6	+01	51	48	1.128	20-10-2003	-1.07	0.29	1.11	0.25	1.08	82	7
PKS 2247+13	R	22	49	45.0	+13	31	10	0.767	28-08-2000	0.14	0.30	0.33	0.28	0.22	32	36
FIRST J22541+0056	R	22	54	09.6	+00	56	28	1.150	20-08-2003	-0.20	-0.86	0.89	0.26	0.85	129	9
PB 7348	U	22	55	38.6	-11	14	53	1.330	20-10-2003	-0.14	-0.80	0.81	0.23	0.78	130	8
Q 2254-2447	U	22	57	05.9	-24	31	22	1.091	27-08-2000	-0.01	-0.13	0.13	0.21	0.00	-	-
PKS 2257-270	R	23	00	25.5	-26	44	23	1.476	28-08-2000	-0.17	0.11	0.20	0.37	0.00	-	-
PKS 2301+06	R	23	04	28.3	+06	20	08	1.268	28-08-2000	3.03	-2.11	3.69	0.26	3.68	163	2
PKS 2302-279	R	23	05	15.3	-27	38	41	1.435	28-08-2000	0.78	0.26	0.82	0.21	0.80	9	7
PKS 2303-052	R	23	06	15.3	-04	59	49	1.139	19-10-2003	-0.21	-0.28	0.35	0.24	0.29	116	24
PKS 2312-319	R	23	14	48.5	-31	38	39	1.323	27-08-2000	-0.40	-0.02	0.40	0.23	0.35	91	19
SDSS J2319-0024	B	23	19	58.7	-00	24	49	1.889	20-08-2003	1.58	-0.95	1.85	0.30	1.83	164	5
RXS J23202-4700	U	23	20	16.6	-47	00	51	0.430	19-10-2003	-0.15	0.16	0.22	0.25	0.00	-	-
CTS A13.08	U	23	22	10.8	-34	47	57	0.420	20-10-2003	-0.01	-0.32	0.32	0.22	0.26	134	24
PKS 2320-035	R	23	23	32.0	-03	17	05	1.411	28-08-2000	-9.56	0.15	9.56	0.20	9.56	90	1
PKS 2326-502	R	23	29	20.9	-49	55	41	0.518	19-10-2003	3.29	-2.14	3.92	0.33	3.91	164	2
RXS J23300-5506	U	23	30	01.8	-55	06	23	0.494	20-10-2003	0.12	0.07	0.14	0.23	0.00	-	-
PKS 2332-017	R	23	35	20.4	-01	31	09	1.184	28-08-2000	-4.85	-0.37	4.86	0.19	4.86	92	1
FIRST 23361-0954	RB	23	36	11.7	-09	54	27	1.760	20-08-2003	0.75	-0.64	0.99	0.34	0.93	160	10
HS 2334+1716	U	23	36	41.1	+17	32	50	0.470	20-08-2003	-0.72	-0.17	0.74	0.40	0.65	97	18
HE 2335-3029	U	23	37	42.3	-30	13	17	1.119	20-08-2003	0.00	-0.12	0.12	0.26	0.00	-	-
PKS 2335-18	R	23	37	56.7	-17	52	21	1.450	27-08-2000	0.10	-0.14	0.17	0.22	0.00	-	-
PKS 2335-027	R	23	37	57.3	-02	30	58	1.072	20-08-2003	-2.72	-2.28	3.55	0.30	3.54	110	2
FIRST 23382-0140	R	23	38	14.7	-01	40	08	1.060	20-08-2003	0.29	-0.44	0.53	0.30	0.46	152	19
PKS 2338-290	R	23	40	51.1	-28	48	42	0.446	19-10-2003	0.41	0.24	0.48	0.27	0.42	15	19
RXS J23432-3638	R	23	43	13.5	-36	37	54	0.622	19-10-2003	0.17	-0.10	0.19	0.22	0.00	-	-
UM 173	U	23	43	26.6	-00	03	16	1.366	27-08-2000	-0.35	-0.29	0.45	0.26	0.39	110	19
FIRST J23440+0038	R	23	44	03.1	+00	38	03	1.230	20-10-2003	-0.16	-0.29	0.33	0.23	0.27	120	25
Q 2344+18	U	23	47	25.7	+18	44	50	0.138	27-08-2000	-1.01	0.06	1.01	0.32	0.96	88	10
SDSS J2348+0029	B	23	48	12.4	+00	29	40	1.946	20-10-2003	-0.02	-0.91	0.91	0.30	0.86	134	10
HE 2346-3635	U	23	48	44.8	-36	18	27	0.541	19-10-2003	0.33	0.54	0.64	0.25	0.59	29	12
FIRST 23501-1017	R	23	50	08.3	-10	17	35	1.310	20-10-2003	-0.89	-0.57	1.05	0.29	1.01	106	8 N2
PKS 2348-252	R	23	50	49.8	-24	57	04	1.386	27-08-2000	0.21	-0.23	0.31	0.22	0.25	156	25
SDSS J2352+0105	B	23	52	38.1	+01	05	52	2.156	22-08-2003	0.92	1.30	1.59	0.26	1.57	27	5 R
FIRST 23532-1041	R	23	53	14.3	-10	41	05	1.240	20-08-2003	0.09	-0.26	0.28	0.27	0.10	145	76
UM 186	U	23	53	21.8	-01	15	29	0.993	27-08-2000	0.06	-0.48	0.48	0.21	0.44	139	14
PKS 2351-006	R	23	54	09.2	-00	19	48	0.463	20-08-2003	0.35	0.15	0.38	0.27	0.30	11	25
SDSS J2356-0036	B	23	56	28.9	-00	36	02	2.936	20-08-2003	1.52	0.98	1.81	0.34	1.78	16	5 i
PKS 2354+14	R	23	57	18.4	+14	46	10	1.816	20-10-2003	0.11	0.45	0.47	0.36	0.36	38	29
PB 5630	U	23	57	29.3	+00	29	40	0.410	20-10-2003	-0.57	0.34	0.67	0.30	0.61	74	14 N2
PKS 2356+196	R	23	58	46.1	+19	55	21	1.066	20-08-2003	-0.54	0.39	0.66	0.28	0.60	72	13 N1
SDSS J2358-0024	B	23	58	59.5	-00	24	26	1.757	20-08-2003	1.03	-1.02	1.46	0.33	1.42	158	7
QSO J2359-12	B	23	59	53.6	-12	41	49	0.868	27-08-2000	2.15	-3.51	4.12	0.20	4.11	151	1
SDSS J2359+0051	B	23	59	58.2	+00	51	40	2.023	22-08-2003	-0.42	0.08	0.42	0.39	0.21	85	54