

PLATE 1

All figured specimens X 500

- Fig. 1. *Punctisporites minutus* KOSANKE, Se B3 (A) 3901000.
- Fig. 2. *Punctisporites irrasus* HACQUEBARD, Hb 22-23 (D) 5941044.
- Fig. 3-4. *Retusotriletes incohatus* SULLIVAN.
3. Hb 22-23 (A) 6421099.
4. Ober 01 (B) 2521106.
- Fig. 5. *Retusotriletes crassus* CLAYTON, Hb 22-23 (A) 6171099.
- Fig. 6. *Retusotriletes communis* NAUMOVA, Hb 14-15 (A) 272992.
- Fig. 7. *Retusotriletes avonensis* PLAYFORD, Se B3 (B) 3161085.
- Fig. 8. *Pulvinispora scolecophora* NEVES & IOANNIDES, Se B8 (A) 4751067.
- Fig. 9-16. *Camptotriletes paprothii* sp. nov.,
9. Hb 22-23 (B) 4851037;
10. Se B3 (B) 3851095;
11. Se B3 (A) 4601003;
12. Se B3 (B) 3951040;
13. Se B3 (A) 5381040, Holotype;
14. Hb 22-23 (B) 4001032;
15. Se Be (A) 549965;
16. Hb 18-19 (A) 3461083.
- Fig. 17-19. *Pustulatisporites* sp. A HIGGS.
17. Hb 22-23 (C) 334952;
18. Hb 22-23 (C) 592992;
19. Hb 22-23 (A) 400.
- Fig. 20-21. *Apiculiretusispora verrucosa* (CARO-MONIEZ) STREEL.
20. Se B3 (A) 4121053;
21. Hb 18-19 (C) 441113.
- Fig. 22. *Cyclogranisporites* sp., Hb 22-23 (A) 560940.

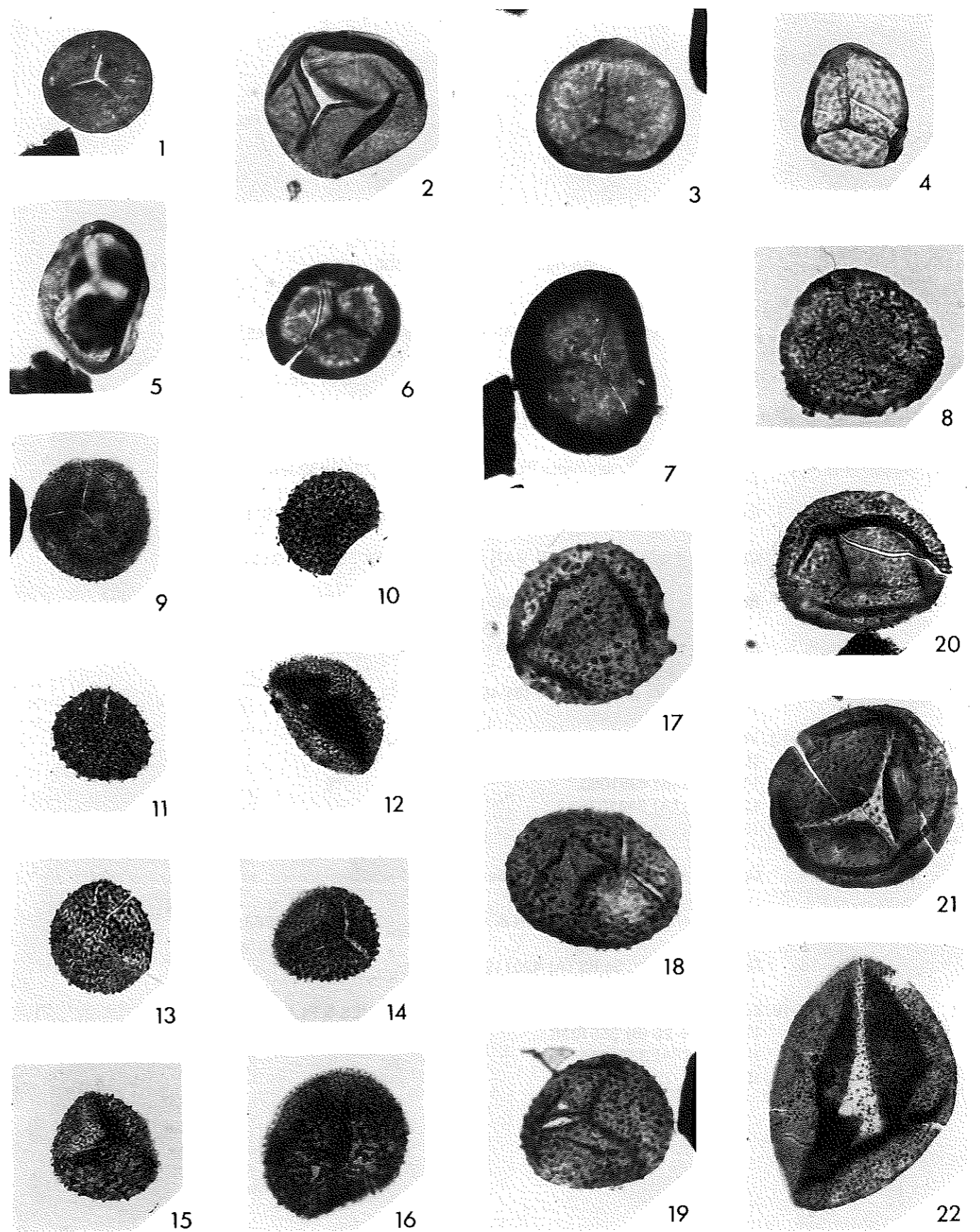


PLATE 2

All figured specimens X 500

- Fig. 1. *Raistrickia spathulata* (WINSLOW) HIGGS, Hb 22-23 (B) 4861045.
- Fig. 2. *Raistrickia variabilis* DOLBY & NEVES, Rh 4-5 (A) 5201135.
- Fig. 3. *Raistrickia minor* (KEDO) DOLBY & NEVES, Se B8 (A) 3311028.
- Fig. 4. *Dictyotriletes submarginatus* PLAYFORD, Hb 22-23 (D) 590953.
- Fig. 5. *Dictyotriletes trivialis* NAUMOVA (in litt) KEDO, Se B8 (A) 4751135.
- Fig. 6. *Cyrtospora cristifer* (LUBER) VAN DER ZWAN, Se B3 (A) 5431043.
- Fig. 7. *Raistrickia* sp., Se B3 (A) 4621035.
- Fig. 8. *Umbonatisporites abstrusus* (PLAYFORD) CLAYTON, Hb 18-19 (C) 2021087.
- Fig. 9. *Convolutispora* sp., Hb 22-23 (B) 4801138.
- Fig. 10-13. *Verrucosisorites nitidus* (NAUMOVA) CLAYFORD,
 10. SK9-100 (B) 2701103.
 11. Se B3 (B) 4961080.
 12. Se B3 (A) 3491035.
 13. Se B3 (A) 290993.
- Fig. 14. *Convolutispora oppressa* HIGGS, Se B3 (B) 3121091.
- Fig. 15. *Tumulispora ordinaria* STAPLIN & JANSONIUS, Se B3 (B) 487968.
- Fig. 16. *Secarisporites* sp., Se B8 (A) 4201122.
- Fig. 17-19. *Lophozonotriletes triangulatus* (ISCHENKO) HUGHES & PLAYFORD,
 17. SK9 + 25 (B) 3551026.
 18. Se B6 (A) 3321014.
 19. Hb 22-23 (A) 3391072.

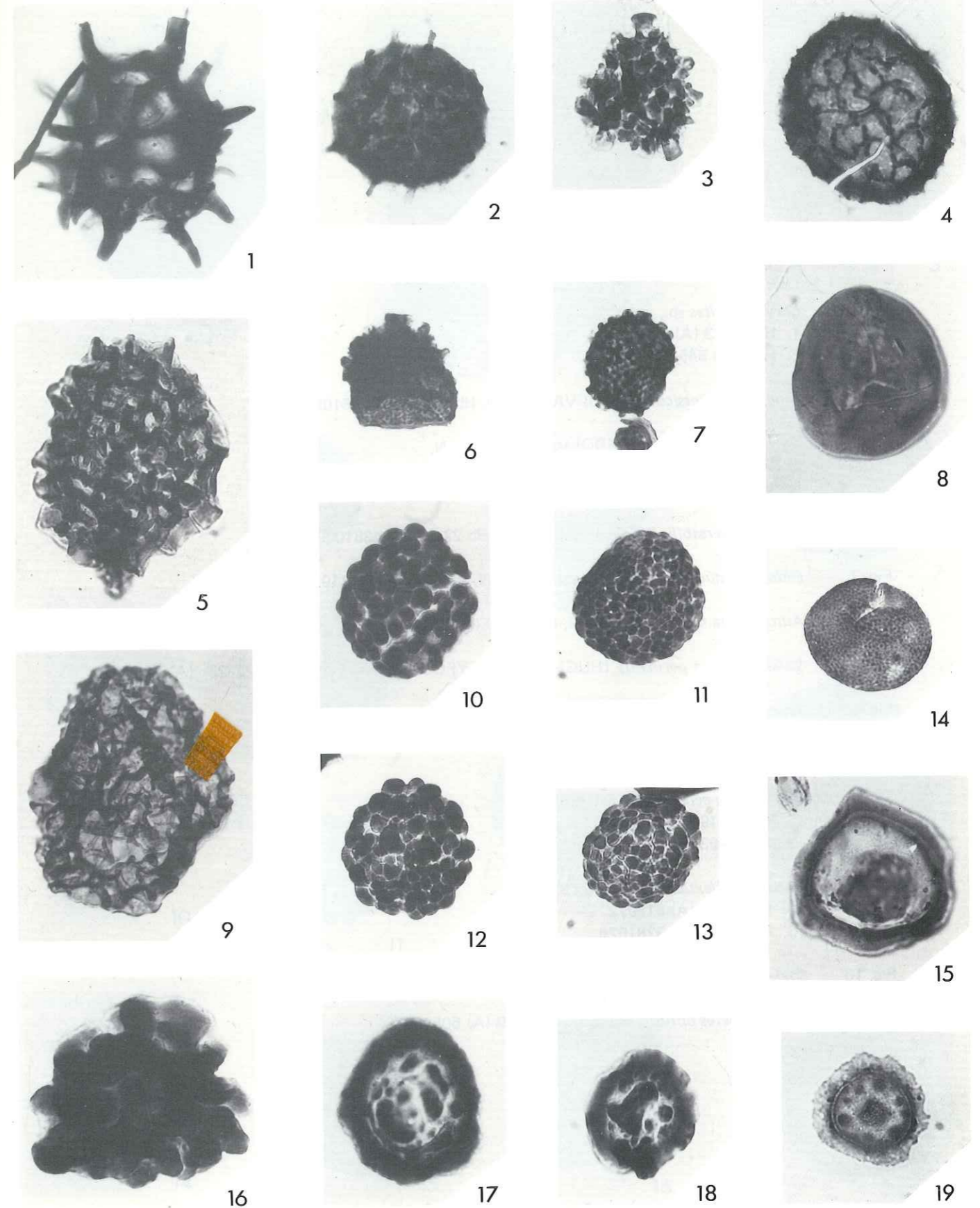


PLATE 3

All figured specimens X 500 (unless stated otherwise)

- Fig. 1-2. *Corystisporites* sp.,
- 1. Hb 22-23 (A) 6001068.
- 2. Hb 9 (B) 5451002.

- Fig. 3. *Diducites poljessicus* (KEDO) VAN VEEN, Hb 18-19 (B) 4451096.

- Fig. 4-5. *Auroraspora asperella* (KEDO) VAN DER ZWAN,
- 4. Se B3 (B) 4201091.
- 5. Se B3 (B) 2681050.

- Fig. 6. *Diducites versabilis* (KEDO) VAN VEEN, Hb 22-23 (C) 4381009.

- Fig. 7. *Diducites mucronatus* (KEDO) VAN VEEN, Rh 01 (A) 4941119.

- Fig. 8. *Auroraspora macra* SULLIVAN, Hb 18-19 (A) 3371105.

- Fig. 9. *Velamisporites perinatus* (HUGHES & PLAYFORD) PLAYFORD, Hb 22-23 (A) 6581093.

- Fig. 10-11. *Archaeozonotriletes minutus* KEDO,
- 10. Rh 78-01 (A) 5311020.
- 11. Hb 22-23 (B) 4761022, x 600.

- Fig. 12-13. *Grandispora echinata* HACQUEBARD,
- 12. Hb 18-19 (A) 2821075.
- 13. Hb 22-23 (C) 3901108.

- Fig. 14-15. *Rugospora flexuosa* (JUSHKO) STREEL,
- 14. Hb 22-23 (A) 618972.
- 15. Rh 78-01 (A) 3281028.

- Fig. 16. *Spelaeotriletes crustatus* HIGGS, Hb 22-23 (A) 2981121.

- Fig. 17. *Spelaeotriletes obtusus* HIGGS, Hb 18-19 (A) 6051097.

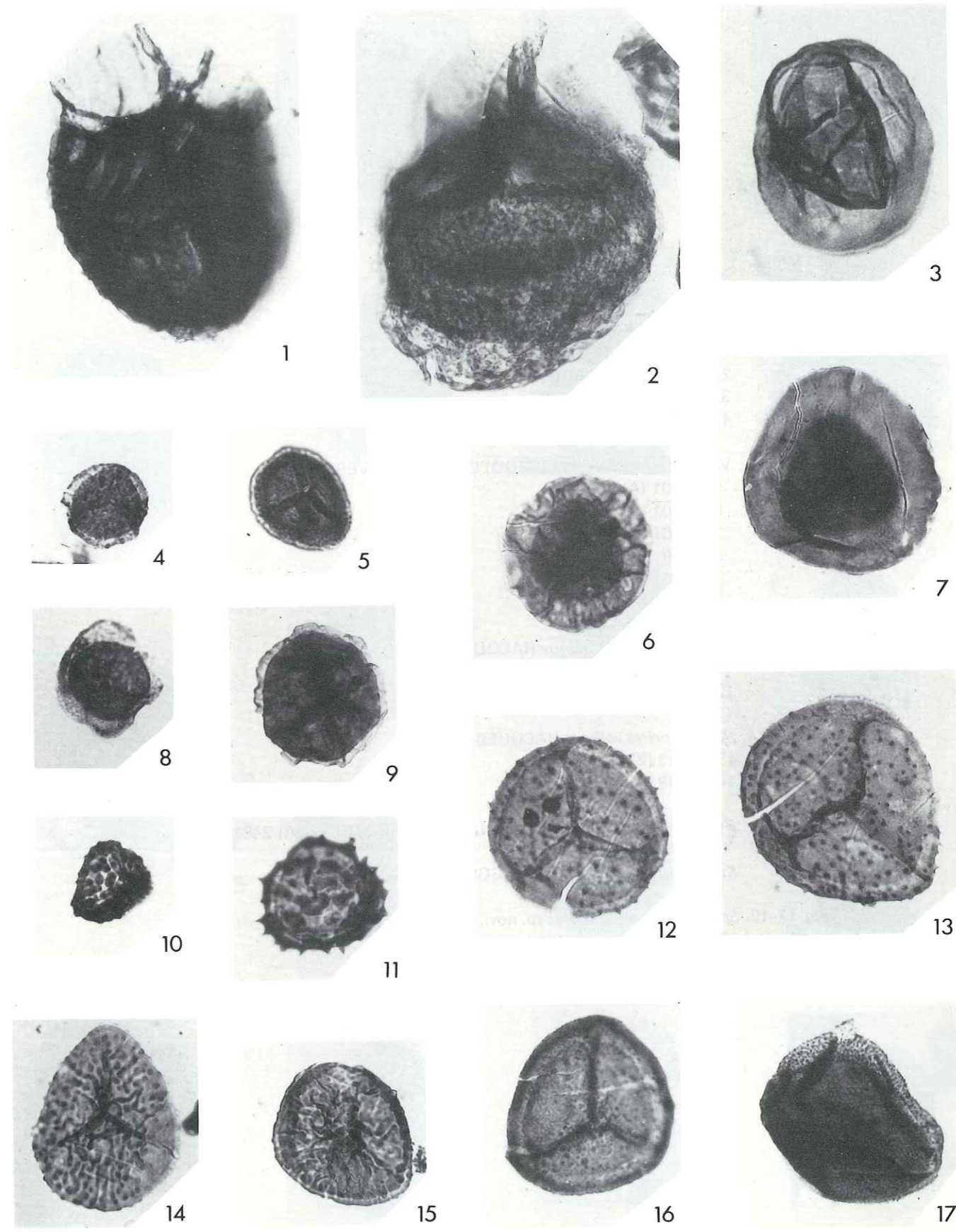


PLATE 4

All figured specimens X 500

- Fig. 1-4. *Retispora lepidophyta* (KEDO) PLAYFORD,
 1. Rh 01 (A) 264976.
 2. Hb 22-23 (B) 4801081.
 3. Hb 18-19 (A) 5801045.
 4. Se B3 (B) 4501127.

- Fig. 5-10. *Vallatisporites pusillites* (KEDO) DOLBY & NEVES,
 5. Rh 01 (A) 2001120.
 6. Rh 01 (A) 3001008.
 7. Rh 01 (A) 422973.
 8. SK 9 + 25 (B) 3551026.
 9. Rh 01 (A) 4431020.
 10. Rh 01 (A) 395978.

- Fig. 11-12. *Vallatisporites verrucosus* HACQUEBARD,
 11. Rh 01 (A) 518961.
 12. Rh 01 (A) 3071125.

- Fig. 13-14. *Vallatisporites vallatus* HACQUEBARD,
 13. Se B3 (B) 4181079.
 14. Se B3 (A) 3571054.

- Fig. 15. *Hymenozonotriletes explanatus* (LUBER) KEDO, Rh 01 (A) 2481065.

- Fig. 16. *Krauselisporites hibernicus* HIGGS, Rh 01 (A) 3101037.

- Fig. 17-19. *Spelaeotriletes ? cumulus* sp. nov.,
 17. Hb 22-23 (A) 6051118.
 18. Hb 22-23 (A) 486973.
 19. Hb 9 (A) 447990.

