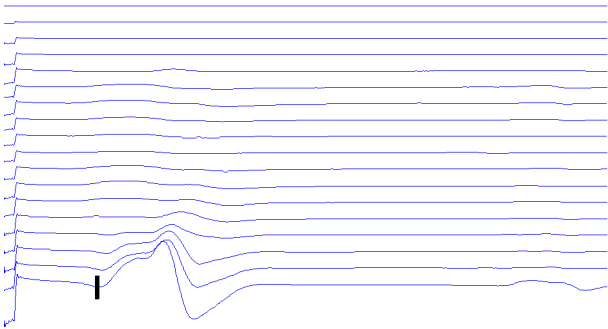


Hreflex Tibialis

Gauche


2.00mV
5.00ms



#Stim : 18
M-lat : 7,9 M-amp : 3,33
H-lat : H-amp : 0,40
H-M lat : M/H amp : 8,28
rel.SD rel.SD

Droit

2.00mV
5.00ms



#Stim : 11
M-lat : 8,3 M-amp : 3,47
H-lat : H-amp : 0,86
H-M lat : M/H amp : 4,03
rel.SD rel.SD

MNCV Curves

Droit Peroneus

Chev. - EDB
Fibula - EDB



Stim.

85.5mA 5mV
21.72mA 5ms

Gauche Peroneus

Fibula - EDB




Stim.

19.32mA 5mV
5ms

Droit Tibialis

Chev. - AHB



Stim.

100mA 10mV
5ms

Gauche Tibialis

Chev. - AHB



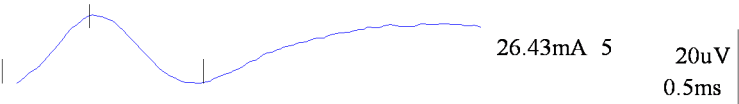
Stim.

100mA 10mV
5ms

SNCV Curves

Droit Radialis

Tab ana - Av-Bras



Stim.

26.43mA 5 20uV
0.5ms

Droit Suralis

Mollet - Chev
Mollet - Chev



Stim.

32.61mA 13 20uV
19.83mA 12 1ms